

ski-doo



PRODUCT SPEC BOOK

VEHICLES • ACCESSORIES • PARTS • MAINTENANCE • APPAREL

2025

PRODUCT SPEC BOOK

2025

VEHICLE SPECIFICATIONS

- 5 Rotax Engines
- 6 Summit X with Expert Package
- 7 Summit Adrenaline with Edge Package
- 8 Summit Adrenaline
- 9 Summit Neo
- 10 Freeride
- 11 Backcountry X-RS
- 12 Backcountry Adrenaline
- 13 Backcountry Sport
- 14 Renegade X-RS
- 15 Renegade Adrenaline
- 16 Renegade Sport
- 17 MXZ X-RS with Competition Package
- 18 MXZ X-RS
- 19 MXZ Sport
- 20 MXZ Neo
- 21 Grand Touring Sport
- 22 Expedition Xtreme
- 23 Expedition SE
- 24 Expedition LE
- 25 Expedition Sport
- 26 Tundra LE
- 27 Skandic LE
- 28 Skandic Sport
- 29 Comparative Chart

ACCESSORIES

- 35 Platform/Accessory Fit Guide
- 36 LinQ Accessories
- 44 Fuel & Oil Caddies
- 44 Storage
- 55 Seats & Backrests
- 61 Mirrors
- 62 Windshields & Wind Protection
- 70 Youth
- 71 Handguards & Handlebar
- 74 Adjustable Risers & Extension Kits
- 76 Bumpers, Hitches & Winches
- 83 Sleigh, Racks & Holders
- 86 Protection & Reinforcement
- 90 Toe-Holds, Footrests & Knee Pads
- 92 Suspension & Shock Kits
- 94 Prefilters & Vent Kits
- 96 Cooling & Lubrication
- 97 LED Lights
- 99 Electrical
- 103 Covers & Trailering
- 106 Garage & Truck Sled Decks

PARTS

- 109 Traction & Control
- 120 CVT Maintenance Parts

MAINTENANCE

- 125 Oils & Maintenance Products

APPAREL

- 130 Helmets and Communication System
- 134 Goggles
- 135 Boots and Socks
- 136 Bags
- 136 Protective Gear
- 137 BC Collection
- 141 Layering
- 142 X-Team Collection
- 145 Trail Collection
- 148 Vasa Collection
- 149 Crossover Collection
- 151 Expedition Radiant Collection
- 152 Gloves
- 155 Kids' Collection
- 158 Sportswear – Premium
- 159 Sportswear – Signature
- 161 Sportswear
- 166 Headwear and Neckwear
- 169 Sizing Chart

THAT *ski-doo* FEELING

For advertising purposes, some scenes depicted in this brochure include professional riders and racers executing maneuvers or performances under ideal and/or controlled conditions. Do not attempt any of these or any other risky maneuvers if they're beyond your level of riding ability, as well as your understanding and respect for the performance of your snowmobile. Always ride responsibly and safely. Always observe applicable local laws and regulations. Always wear the appropriate protective clothing, including a helmet. And remember, if you're going to drink, please don't ride. Because of its ongoing commitment to product quality and innovation, Bombardier Recreational Products Inc. (BRP) reserves the right, at any time, to discontinue or change specifications, prices, designs, features, models or equipment without incurring any obligation. Some models depicted herein may include optional equipment. Prices are based on Manufacturer Suggested Retail Prices. Dealer may sell for a different price. Taxes are not included. BRP is a proud member of the SSCC (Snowmobiling Safety Certification Committee), Machine Safety Standard, Operator Safety Training, Safe Trails, ISMA (International Snowmobile Manufacturers Association), National Snowmobile Foundation and Tread Lightly! Inc. By being a member of these important snowmobiling associations, we recognize and support their efforts in sharing the responsibility for promoting the growth of our sport. Isofil is a registered trademark of Yarns and Threads For Textile. mcFIT is a registered trademark of MCTECH Corporation. PrimaLoft Gold, PrimaLoft Silver and PrimaLoft Black are registered trademarks of Albany International Corp. Sympatex is a registered trademark of Sympatex Technologies GmbH. Dri-Lex is a registered trademark of Faytex Corp. Vespel, Teflon HT and Kevlar are trademarks of E.I. DuPont de Nemours & Co. Thermolite and Cordura are registered trademarks of INVISTA for durable fabrics. Thermocool is a registered trademark of ADVANSA. Velcro is a registered trademark of Velcro Industries. Scott is a trademark of Scott Sports SA. M-FORGE® Composite is a patented and registered trademark of MAT GROUP™. TekVest is a registered trademark of Tekrider. Fidlock is a registered trademark of Fidlock GmbH. clim8® is a trademark of clim8 SAS and is registered in the US and other countries. Terra is a trademark of Superwinch LLC. Bluetooth is a registered trademark of Bluetooth SIG, Inc. Warn is a registered trademark of Warn Industries Inc. GTX is a trademark of Castrol Limited used under license. Montana and Zumo are registered trademarks of Garmin Ltd. NGK is a registered trademark of NGK Spark Plugs, Ltd. Extender Trail III, Trail Blazer IV, Executive, Flat-top and Dooly are trademarks and registered trademarks of Woody's International Engineering and Manufacturing, Inc. RipSaw, RipSaw Lite, ICE Ripper, ICE Attak and PowderMax are trademarks of Camoplast Inc. Lexan is a registered trademark of SABIC Innovative Plastics. Superclamp II is a trademark of Bowdriks Industries. FOX is a registered trademark of Fox Racing Canada. Kolpin and Impact are registered trademarks of Kolpin Powersports Inc. Yuasa is a registered trademark of YUASA Batteries Inc. Schumacher® and the Schumacher logo are registered trademarks of Schumacher Electric Corporation. Depending on location, products are distributed by BRP US Inc., Bombardier Recreational Products Inc., BRP European Distribution SA, BRP Finland Oy, BRP Australia Pty Ltd. or Bombardier Recreational, Products Motores da Amazonia Ltda. In the U.S.A., products are distributed by BRP US Inc. In Canada, products are distributed by Bombardier Recreational Products Inc. ©/TM and the BRP logo are trademarks and registered trademarks of Bombardier Recreational Products Inc. or its affiliates. All other company and/or product names are trademarks or registered trademarks of their respective holders. © 2024 BRP. All rights reserved.



VEHICLE SPECIFICATIONS

// VEHICLE SPECIFICATIONS

- | | | | |
|-----------|--|-----------|----------------------------|
| 5 | <i>ROTAX ENGINES</i> | 18 | <i>MXZ X-RS</i> |
| 6 | <i>SUMMIT X WITH EXPERT PACKAGE</i> | 19 | <i>MXZ SPORT</i> |
| 7 | <i>SUMMIT ADRENALINE WITH EDGE PACKAGE</i> | 20 | <i>MXZ NEO</i> |
| 8 | <i>SUMMIT ADRENALINE</i> | 21 | <i>GRAND TOURING SPORT</i> |
| 9 | <i>SUMMIT NEO</i> | 22 | <i>EXPEDITION XTREME</i> |
| 10 | <i>FREERIDE</i> | 23 | <i>EXPEDITION SE</i> |
| 11 | <i>BACKCOUNTRY X-RS</i> | 24 | <i>EXPEDITION LE</i> |
| 12 | <i>BACKCOUNTRY ADRENALINE</i> | 25 | <i>EXPEDITION SPORT</i> |
| 13 | <i>BACKCOUNTRY SPORT</i> | 26 | <i>TUNDRA LE</i> |
| 14 | <i>RENEGADE X-RS</i> | 27 | <i>SKANDIC LE</i> |
| 15 | <i>RENEGADE ADRENALINE</i> | 28 | <i>SKANDIC SPORT</i> |
| 16 | <i>RENEGADE SPORT</i> | 29 | <i>COMPARATIVE CHART</i> |
| 17 | <i>MXZ X-RS WITH COMPETITION PACKAGE</i> | | |

ROTAX® ENGINES

ROTAX 2-STROKE ENGINES

Heart-thumping power, lightweight design, proven reliability – E-TEC® direct-injection engine technology delivers the most sought-after attributes in the snowmobile industry.

Our lineup of 2-stroke engines now includes the brand-new 600 EFI (Electronic Fuel Injection) engine. Reliable, affordable and easy to use, it's an entry-level engine that far exceeds what you thought an entry-level engine had to be.

With the E-TEC engine lineup you also get:

- Industry-leading fuel economy²
- Excellent oil economy
- Virtually no smoke or smell
- Light, linear throttle pull
- Automatic summerization process

850 E-TEC TURBO R WATER INJECTION SYSTEM (TRAIL MODELS ONLY)

- 180 hp up to 8,000 ft¹
- World's most powerful factory-built 2-stroke turbo

850 E-TEC

- 165 horsepower¹
- Up to 19 mpg (12.3 L/100 km)²

600R E-TEC

- 125 horsepower¹
- Up to 21 mpg (11.3 L/100 km)²

600 EFI

- 85 horsepower¹
- Up to 18 mpg (13.3 L/100 km)²

E-TEC engines are the best-selling 2-stroke engines in snowmobiling.⁴

ROTAX ACE™ 4-STROKE ENGINES

With the Advanced Combustion Efficiency (ACE) family of engines, BRP engineers optimized the combustion system, reduced mechanical friction, and freed intake and exhaust breathing. The result is the most efficient engine in snowmobiling. Not only are they efficient, they're a pleasure to operate and own. Very little maintenance is required; they run smoothly and produce a nice, solid – yet quiet – sound.

900 ACE TURBO R

- Rotax-designed turbocharger
- 180 horsepower¹
- Cable-activated throttle with reconfigured iTC

900 ACE TURBO – 150 WITH iTC

- 150 horsepower¹
- Up to 19.4 mpg (12.1 L/100 km)³

900 ACE TURBO – 130 WITH iTC

- Rotax-designed turbocharger
- 130 horsepower¹

900 ACE WITH iTC

- 3 cylinders
- 95 horsepower¹
- Up to 21.8 mpg (10.8 L/100 km)³

600 ACE WITH iTC

- 2 cylinders
- 62 horsepower¹
- Up to 29 mpg (8 L/100 km) – the most fuel-efficient in the entire industry³

ACE engines are the best-selling 4-stroke engines in snowmobiling.⁴



INTELLIGENT THROTTLE CONTROL

Standard on the ACE engines, the iTC™ system delivers a whole different snowmobiling experience.

- **Driving Modes:** A button on the console enables you to select one of three driving modes. Standard mode ensures a smooth start and linear acceleration; Sport enables full performance and quicker acceleration; ECO® limits top speed and acceleration rates for a more relaxed, fuel-conserving ride.
- **Finger Throttle:** The throttle block can be rotated forward for use as a finger throttle, if preferred. Great for changing hand positions on a long ride and for more control through bumps.

¹ Observed metric horsepower based on internal dyno test performed in optimal conditions.

² Data based on internal engineering trail testing.

³ Data based on internal engineering trail testing in ECO mode.

⁴ Based on retail sale results as of December 31, 2019.



Experience the advantage of XPS. Oil and care products engineered to extend the life of your ride, tested in the world's harshest conditions, and designed to optimize your vehicle's performance. Learn more at XPSlubricants.com

SUMMIT® X® WITH EXPERT PACKAGE

The ultimate precise and predictable deep-snow sled with features sharpened for most technical terrains.

// WHAT'S NEW

- KYB Pro 36 EA-3 piggyback front shocks
- 10.25 in. touchscreen display with BRP Connect and built-in GPS
- 2 color options



SUMMIT X WITH EXPERT PACKAGE
154 850 E-TEC TURBO R SHOWN

SUMMIT X WITH EXPERT PACKAGE
165 850 E-TEC TURBO R SHOWN

// PACKAGE HIGHLIGHTS

- Rotax® 850 E-TEC® Turbo R and 850 E-TEC engines available
- REV Gen5 platform
- Premium LED headlights
- tMotion XT rear suspension with rigid rear arm
- PowderMax X-Light 3 in. track options with full-width rods
- Premium shock package with stiffer calibration
- Short tunnel with lightweight snowflap
- E-TEC® SHOT™ starter standard
- Narrow extruded profile running boards with extra-large openings
- Flexible handguards
- Short riser block [120 mm / 4.7 in.]
- Sea-level calibration
- Narrow bodywork
- Ultra compact and lightweight deep snow seat
- Adjustable limiter strap
- Belt-monitoring system
- Adjustable brake lever
- Pilot DS 4 skis
- RAS™ 3 front suspension with 34 in. ski stance

ROTAX ENGINE

	850 E-TEC TURBO R	850 E-TEC
Engine details	Liquid-cooled, two-stroke, turbocharged, eRAVE™	Liquid-cooled, two-stroke, eRAVE™
Horsepower*	180 up to 8,000 ft.	165
Cylinders – Displacement	2 - 849 cc	2 - 849 cc
Bore – Stroke (mm)	82 x 80.4	82 x 80.4
Fuel System	E-TEC® direct injection with additional booster injectors	E-TEC® direct injection with additional booster injectors
Fuel type – Octane	Regular unleaded - 95	Regular unleaded - 95
Fuel tank (L/US gal)	36 / 9.5	36 / 9.5
Oil tank capacity (L/qt)	3.4 / 3.6	3.4 / 3.6

POWERTRAIN

Drive clutch	pDrive™ with clickers
Driven clutch	QRS Vent Plus
Drive sprocket pitch (mm/in.)	89/3.5

DRY WEIGHT

Dry weight (kg)	207.3 [154 in.]	198.2 [154 in.]
	210 [165 in.]	201.4 [165 in.]

DIMENSIONS

Vehicle overall length (mm/in.)	3,188 / 125.5 [154 in.]
	3,299 / 129.9 [165 in.]
Vehicle overall width (mm/in.)	1,024 / 40.3 [adjustable]
Vehicle overall height (mm/in.)	1,306 / 51.4
Ski stance (mm/in.)	864 / 34 [adjustable]
Available tracks (in.)	PowderMax® X-Light
(Length x width x profile)	154 x 16 x 3.0
	165 x 16 x 3.0

COLOR

Dusty Navy (painted)	
Timeless Black (painted)	

SUSPENSION

Front suspension	RAS™ 3
Front shock	KYB Pro 36 EA-3 with lightweight springs
Front suspension travel (mm/in.)	207 / 8.2
Rear suspension	tMotion™ XT with Adjustable limiter strap
Center shock	KYB 36 Plus with lightweight spring
Rear shock	KYB Pro 36 EA-3
Rear suspension travel (mm/in.)	264 / 10.4

FEATURES

Platform	REV® Gen5
Headlights	Premium high-performance LED
Skis	Pilot™ DS 4
Seating	Deep snow ultra compact
Handlebar	Tapered with J-hooks / Grab handle / Flexible handguards
Riser block height (mm/in.)	120 / 4.7
Starter	SHOT
Reverse	RER™
Brake system	Brembo with adjustable lever
Heated throttle lever/grips	Standard
Gauge type	4.5 in. digital
	10.25 in. touchscreen (opt.)
Windshield	Optional
Runner (in.) – Carbide (in.)	3/8 square / 4
Bumpers (front/rear)	Std / Std

SUMMIT[®] ADRENALINE[®] WITH EDGE PACKAGE

This high-end in-season package is loaded with proven technical features.



SUMMIT ADRENALINE
WITH EDGE PACKAGE
165 850 E-TEC SHOWN

// PACKAGE HIGHLIGHTS

- REV Gen5 platform
- Premium LED headlights
- Rotax[®] 850 E-TEC[®] available
- High-quality KYB 36 shock package
- tMotion X rear suspension
- E-TEC[®] SHOT[™] starter standard
- Narrow deep snow running boards with large openings
- RAS[™] 3 front suspension with 34 in. ski stance
- PowderMax X-Light 3 in. with FlexEdge available
- Narrow bodywork
- Compact and lightweight deep snow seat
- Pilot DS 3 skis
- Belt-monitoring system

ROTAX ENGINE

	850 E-TEC
Engine details	Liquid-cooled, two-stroke, eRAVE [™]
Horsepower*	165
Cylinders - Displacement	2 - 849 cc
Bore - Stroke (mm)	82 x 80.4
Fuel System	E-TEC [®] direct injection with additional booster injectors
Fuel type - Octane	Regular unleaded - 95
Fuel tank (L/US gal)	36 / 9.5
Oil tank capacity (L/qt)	3.4 / 3.6

POWERTRAIN

Drive clutch	pDrive [™] with clickers
Driven clutch	ORS Vent Plus
Drive sprocket pitch (mm/in.)	73 / 2.86 [146 in.] 89 / 3.5 [154 in.]

DRY WEIGHT

Dry weight (kg)	204.1 [146 in.] 201.9 [154 in.]
-----------------	------------------------------------

DIMENSIONS

Vehicle overall length (mm/in.)	3,058 / 120.4 [146 in.] 3,188 / 125.5 [154 in.]
Vehicle overall width (mm/in.)	1,024 / 40.3 [adjustable]
Vehicle overall height (mm/in.)	1,395 / 54.9
Ski stance (mm/in.)	864 / 34 [adjustable]
Available tracks (in.) (Length x width x profile)	PowderMax [®] II with FlexEdge [™] : 146 x 16 x 2.5 PowderMax [®] X-Light with FlexEdge [™] : 154 X 16 X 3.0

COLOR

Catalyst Grey	
---------------	--

SUSPENSION

Front suspension	RAS [™] 3
Front shock	KYB 36
Front suspension travel (mm/in.)	207 / 8.2
Rear suspension	tMotion [™] X
Center shock	KYB 36
Rear shock	KYB 36
Rear suspension travel (mm/in.)	264 / 10.4

FEATURES

Platform	REV [®] Gen5
Headlights	Premium high-performance LED
Skis	Pilot [™] DS 3
Seating	Deep snow compact
Handlebar	Tapered with J-hooks / Grab handle
Riser block height (mm/in.)	165 / 6.5
Starter	SHOT
Reverse	RER [™]
Brake system	Brembo
Heated throttle lever/grips	Standard
Gauge type	4.5 in. digital
Windshield	Optional
Runner (in.) - Carbide (in.)	3/8 square / 4
Bumpers (front/rear)	Std / Std

SUMMIT® ADRENALINE®

An excellent deep-snow machine for any rider.



SUMMIT ADRENALINE
154 850 E-TEC SHOWN

// PACKAGE HIGHLIGHTS


- REV Gen5 platform
- Rotax® 850 E-TEC® and 600R E-TEC engines available
- tMotion X rear suspension
- LED headlights
- Narrow bodywork
- High-quality KYB 36 shock package
- RAS™ 3 front suspension with 36 in. ski stance
- Narrow deep snow running boards with large openings
- Glove box with 3.5 L of storage
- Low handlebar strap
- Pilot DS 3 skis
- Belt-monitoring system

ROTAX ENGINE	850 E-TEC	600R E-TEC
Engine details	Liquid-cooled, two-stroke, eRAVE™	Liquid-cooled, two-stroke, eRAVE™
Horsepower*	165	125
Cylinders – Displacement	2 - 849 cc	2 - 599.4 cc
Bore – Stroke (mm)	82 x 80.4	72.3 x 73
Fuel System	E-TEC® direct injection with additional booster injectors	E-TEC® direct injection
Fuel type – Octane	Regular unleaded - 95	Regular unleaded - 95
Fuel tank (L/US gal)	36 / 9.5	36 / 9.5
Oil tank capacity (L/qt)	3.4 / 3.6	3.4 / 3.6

POWERTRAIN	850 E-TEC	600R E-TEC
Drive clutch	pDrive™ with clickers	pDrive™ with clickers
Driven clutch	QRS Vent Plus	QRS Vent
Drive sprocket pitch (mm/in.)	73 / 2.86 [146 in.] 89 / 3.5 [154 in.]	

DRY WEIGHT	850 E-TEC	600R E-TEC
Dry weight (kg)	203.7 [146 in.] 201.9 [154 in.]	196.9 [146 in.] 195 [154 in.]

DIMENSIONS	850 E-TEC	600R E-TEC
Vehicle overall length (mm/in.)	3,208 / 122.4 [146 in.] 3,318 / 130.6 [154 in.]	
Vehicle overall width (mm/in.)	1,073 / 42.2 [adjustable]	
Vehicle overall height (mm/in.)	1,395 / 54.9	
Ski stance (mm/in.)	930 / 36 [adjustable]	
Available tracks (in.) (Length x width x profile)	PowderMax® II with FlexEdge™: 146 x 16 x 2.5 PowderMax® Light with FlexEdge™: 154 x 16 x 2.5	

COLOR
Catalyst Grey 

SUSPENSION	
Front suspension	RAS™ 3
Front shock	KYB 36
Front suspension travel (mm/in.)	215 / 8.5
Rear suspension	tMotion™ X
Center shock	KYB 36
Rear shock	KYB 36
Rear suspension travel (mm/in.)	264 / 10.4

FEATURES	
Platform	REV® Gen5
Headlights	High-performance LED
Skis	Pilot™ DS 3
Seating	Deep snow
Handlebar	Tapered with J-hooks / Grab handle
Riser block height (mm/in.)	165 / 6.5
Starter	Electric
Reverse	RER™
Brake system	Brembo
Heated throttle lever/grips	Standard
Gauge type	4.5 in. digital
Windshield	Optional
Runner (in.) – Carbide (in.)	3/8 square / 4
Bumpers (front/rear)	Std / Std

SUMMIT® NEO®

An awesome deep snow sled with compact ergonomics that gives riders of any age a less intimidating experience with a full-size fun factor.



SUMMIT NEO SHOWN

SUMMIT NEO+ SHOWN

// NEO+ PACKAGE

- Rotax 600 EFI - 85 engine (NEW!)
- KYB 36 front shocks
- 146 x 15 x 1.75 Hurricane with FlexEdge track
- Low mountain strap

// PACKAGE HIGHLIGHTS

- REV Gen4 platform
- Compact ergonomics
- Rotax 600 EFI - 55 engine (NEW!)
- RAS™ 3 front suspension with 34 in. ski stance
- Motion Control front shocks
- 146 x 14 x 1.6 Cobra with Flex Edge track
- Pilot DS 2 skis
- Electric start
- RER reverse
- pDrive clutch

ROTAX ENGINE

	600 EFI - 85	600 EFI - 55
Engine details	Liquid-cooled, two-stroke	Liquid-cooled, two-stroke
Horsepower*	85	55
Cylinders - Displacement	2 - 599.4 cc	2 - 599.4 cc
Bore - Stroke (mm)	72.3 x 73	72.3 x 73
Fuel System	EFI	EFI
Fuel type - Octane	Regular unleaded - 95	Regular unleaded - 95
Fuel tank (L/US gal)	36 / 9.5	36 / 9.5
Oil tank capacity (L/qt)	3.4 / 3.6	3.4 / 3.6

POWERTRAIN

Drive clutch	pDrive
Driven clutch	QRS Lite
Drive sprocket pitch (mm/in.)	73 / 2.86

DRY WEIGHT

Dry weight (kg)	193.7 (Neo+)	190.5 (Neo)
-----------------	--------------	-------------

DIMENSIONS

Vehicle overall length (mm/in.)	3,174 / 125
Vehicle overall width (mm/in.)	1,024 / 40.3 [adjustable]
Vehicle overall height (mm/in.)	1,095 / 43
Ski stance (mm/in.)	864 / 34 [adjustable]
Available tracks (in.)	Cobra with FlexEdge (Neo):
(Length x width x profile)	146 x 14 x 1.6
	Hurricane with FlexEdge (Neo+):
	146 x 15 x 1.75

COLOR

Neo Yellow/Catalyst Grey (Neo)	
Neo Yellow and Black (Neo+)	

SUSPENSION

Front suspension	RAS™ 3
Front shock	Motion Control (Neo)/KYB 36 (Neo+)
Front suspension travel (mm/in.)	196 / 7.7
Rear suspension	Neo
Center shock	Torsion spring
Rear shock	Motion Control
Rear suspension travel (mm/in.)	220 / 8.7

FEATURES

Platform	REV® Gen4
Headlights	Halogen
Skis	Pilot DS 2
Seating	Deep snow compact
Handlebar	Narrow with J-hooks / Low grab handle (Neo+) / Flexible handguards (Neo+)
Riser block height (mm/in.)	120 / 4.7
Starter	Electric
Reverse	RER™
Brake system	Brembo
Heated throttle lever/grips	Standard
Gauge type	4.5 in. digital
Windshield	Optional
Runner (in.) - Carbide (in.)	3/8 square / optional
Bumpers (front/rear)	Std / Std

FREERIDE™

Extreme capacity deep snow sled built to live large, live free and go big. The Freeride is stable and predictable at higher speed in variable snow conditions, including bigger bumps.

// WHAT'S NEW

- Precision rack steering system
- 10.25 in. touchscreen display with BRP Connect and built-in GPS

// PACKAGE HIGHLIGHTS

- REV Gen5 platform
- Rotax® 850 E-TEC® Turbo R and 850 E-TEC engines available
- Premium LED headlights
- Short tunnel with lightweight snowflap
- tMotion XT rear suspension with rigid rear arm
- Reinforced rails
- E-TEC® SHOT™ starter standard
- Narrow extruded profile running boards with extra-large openings
- Sway bar quick-disconnect
- Low handlebar strap
- PowderMax X-Light 3 in. with FlexEdge
- Compact deep snow seat
- Belt-monitoring system
- Narrow bodywork
- Adjustable brake lever
- KYB Pro 40 EA-3 front shocks with lightweight springs
- Pilot DS 4 skis
- 15-in. full-rod track
- Short riser block (120 mm / 4.7 in.)
- RAS™ 3 front suspension with 36 in. ski stance



FREERIDE 154
850 E-TEC TURBO R SHOWN

ROTAX ENGINE

	850 E-TEC TURBO R	850 E-TEC
Engine details	Liquid-cooled, two-stroke, turbocharged, eRAVE™	Liquid-cooled, two-stroke, eRAVE™
Horsepower*	180 up to 8,000 ft.	165
Cylinders – Displacement	2 – 849 cc	2 – 849 cc
Bore – Stroke (mm)	82 x 80.4	82 x 80.4
Fuel System	E-TEC® direct injection with additional booster injectors	E-TEC® direct injection with additional booster injectors
Fuel type – Octane	Regular unleaded - 95	Regular unleaded - 95
Fuel tank (L/US gal)	36 / 9.5	36 / 9.5
Oil tank capacity (L/qt)	3.4 / 3.6	3.4 / 3.6

POWERTRAIN

Drive clutch	pDrive™ with clickers
Driven clutch	QRS Vent Plus
Drive sprocket pitch (mm/in.)	73 / 2.86 (146 - 154 x 2.5 in.) 89 / 3.5 (154 x 3.0 - 165 in.)

DRY WEIGHT

Dry weight (kg)	212.3 (146 in.)	203.2 (146 in.)
	210 (154 in.)	201.4 (154 in.)

DIMENSIONS

Vehicle overall length (mm/in.)	3,058 / 120.4 (146 in.) 3,188 / 125.5 (154 in.)
Vehicle overall width (mm/in.)	1,073 / 42.2 (adjustable)
Vehicle overall height (mm/in.)	1,395 / 54.9
Ski stance (mm/in.)	930 / 36 (adjustable)
Available tracks (in.)	PowderMax ¹ :
(Length x width x profile)	146 x 15 x 2.5 PowderMax ¹ X-Light: 154 X 15 X 3.0

COLOR

Flare Yellow (painted)	
------------------------	--

SUSPENSION

Front suspension	RAS 3
Front shock	KYB Pro 40 EA-3 w/ lightweight springs
Front suspension travel (mm/in.)	215/8.5
Rear suspension	tMotion XT
Center shock	KYB Pro 40 EA-3 w/ lightweight spring
Rear shock	KYB Pro 40 EA-3
Rear suspension travel (mm/in.)	264/10.4

FEATURES

Platform	REV® Gen5
Headlights	Premium high-performance LED
Skis	Pilot™ DS 4
Seating	Deep snow compact
Handlebar	Tapered with J-hooks / Grab handle
Riser block height (mm/in.)	120 / 4.7
Starter	SHOT
Reverse	RER™
Brake system	Brembo with adjustable lever
Heated throttle lever/grips	Standard
Gauge type	4.5 in. digital
	10.25 in. touchscreen (opt.)
Windshield	Optional
Runner (in.) – Carbide (in.)	3/8 square / 4
Bumpers (front/rear)	Std / Std

BACKCOUNTRY™ X-RS®

The most aggressive crossover vehicle with snocross attitude and go-anywhere capability.

// WHAT'S NEW

- Rotax® 850 E-TEC Turbo R engine with Water Injection System available
- 10.25 in. touchscreen display with BRP Connect and built-in GPS

// PACKAGE HIGHLIGHTS

- REV Gen5 platform
- Rotax® 850 E-TEC® engine
- High-performance KYB Pro shock package
- RAS™ X crossover front suspension with 39 in. ski stance
- Glove box with 4 L / 1 US gal of storage
- Backlit multifunction handlebar controls
- pDrive™ clutch with clickers
- Transparent handguards
- Open toe-hold
- Pilot DS 2 skis
- Adjustable ski stance
- Belt-monitoring system
- cMotion™ X rear suspension with rail reinforcement
- Premium LED headlights
- Precision rack steering system
- Ice scratchers
- Adjustable brake lever
- Deep snow running boards with large openings



BACKCOUNTRY X-RS
146 850 E-TEC SHOWN

BACKCOUNTRY X-RS
146 850 E-TEC TURBO R SHOWN

ROTAX ENGINE	850 E-TEC TURBO R	850 E-TEC
Engine details	Liquid-cooled, two-stroke, turbocharged, Water Injection System, eRAVE™	Liquid-cooled, two-stroke, eRAVE™
Horsepower*	180 up to 8,000 ft.	165
Cylinders – Displacement	2 - 849 cc	2 - 849 cc
Bore – Stroke (mm)	82 x 80.4	82 x 80.4
Fuel System	E-TEC® direct injection with additional booster injectors	E-TEC® direct injection with additional booster injectors
Fuel type – Octane	Regular unleaded - 95	Regular unleaded - 95
Fuel tank (L/US gal)	36 / 9.5	36 / 9.5
Oil tank capacity (L/qt)	3.4 / 3.6	3.4 / 3.6

POWERTRAIN

Drive clutch	pDrive™ with clickers
Driven clutch	QRS Vent Plus
Drive sprocket pitch (mm/in.)	73 / 2.86


DRY WEIGHT


Dry weight (kg)	226.8 [146 in.]	215.5 [146 in.]	218.6 [154 in.]
-----------------	-----------------	-----------------	-----------------

DIMENSIONS

Vehicle overall length (mm/in.)	3,174 / 125 [146 in.]	3,284 / 129.3 [154 in.]
Vehicle overall width (mm/in.)	1,160 / 45.7 [adjustable, 39 in.]	
Vehicle overall height (mm/in.)	1,283 / 50.5	
Ski stance (mm/in.)	1,000 / 39 [adjustable]	
Available tracks (in.)	PowderMax™:	
(Length x width x profile)	146 x 16 x 2.0	154 x 16 x 2.5

COLOR

Black 

Flare Yellow 

SUSPENSION

Front suspension	RAS™ X [39 in.]
Front shock	KYB Pro 36 EA-3
Front suspension travel (mm/in.)	220 / 8.7 [39 in.]
Rear suspension	cMotion™ X
Center shock	KYB Pro 40 EA-3
Rear shock	KYB Pro 40 EA-3
Rear suspension travel (mm/in.)	264 / 10.4

FEATURES

Platform	REV® Gen5
Headlights	Premium high-performance LED
Skis	Pilot™ DS 2 [39 in.]
Seating	Trail narrow
Handlebar	Standard with J-hooks / Transparent handguards
Riser block height (mm/in.)	120 / 4.7
Starter	850 E-TEC: Electric, 850 E-TEC Turbo R: SHOT
Reverse	RET™
Brake system	Brembo with adjustable lever
Heated throttle lever/grips	Standard
Gauge type	"7.2 in. digital 10.25 in. touchscreen [opt., std on Turbo R]"
Windshield	Ultra-low
Runner (in.) – Carbide (in.)	7/16 round / 4
Bumpers (front/rear)	Std / Std

BACKCOUNTRY™ ADRENALINE®

Loaded with crossover-specific features for spending equal time riding on- or off-trail.



BACKCOUNTRY ADRENALINE
600R E-TEC SHOWN

// PACKAGE HIGHLIGHTS

- REV Gen5 platform
- Rotax® 600R E-TEC engine
- High-quality KYB 36 shock package
- 4.5-in. digital display
- RAS™ X crossover front suspension with 39 in. ski stance
- Electric starter
- Deep snow running boards with large openings
- Glove box with 4 L / 1 US gal of storage
- Low windshield with air deflectors
- PowderMax 146 x 16 x 2.0 in. track
- pDrive™ clutch with clickers
- Transparent handguards
- Open toe-hold
- Pilot DS 2 skis
- Adjustable ski stance
- cMotion™ X rear suspension
- Premium LED headlights
- Ice scratchers

ROTAX ENGINE

	600R E-TEC
Engine details	Liquid-cooled, two-stroke, eRAVE™
Horsepower*	125
Cylinders – Displacement	2 – 599.4 cc
Bore – Stroke (mm)	72.3 x 73
Fuel System	E-TEC® direct injection
Fuel type – Octane	Regular unleaded – 95
Fuel tank (L/US gal)	36 / 9.5
Oil tank capacity (L/qt)	3.4 / 3.6

POWERTRAIN

Drive clutch	pDrive™ with clickers
Driven clutch	QRS Vent
Drive sprocket pitch (mm/in.)	73 / 2.86


DRY WEIGHT

Dry weight (kg)	212.3
-----------------	-------

DIMENSIONS

Vehicle overall length (mm/in.)	3,174/125
Vehicle overall width (mm/in.)	1,160 / 45.7 (adjustable)
Vehicle overall height (mm/in.)	1,283 / 50.5
Ski stance (mm/in.)	1,000 / 39 (adjustable)
Available tracks (in.)	PowderMax:
(Length x width x profile)	146 x 16 x 2.0

COLOR

Black 

SUSPENSION

Front suspension	RAS™ X
Front shock	KYB 36
Front suspension travel (mm/in.)	220 / 8.7
Rear suspension	cMotion™ X
Center shock	KYB 36
Rear shock	KYB 36
Rear suspension travel (mm/in.)	264 / 10.4

FEATURES

Platform	REV® Gen5
Headlights	High-performance LED
Skis	Pilot™ DS 2
Seating	Trail narrow
Handlebar	Standard with J-hooks / Transparent handguards
Riser block height (mm/in.)	120 / 4.7
Starter	Electric
Reverse	RER™
Brake system	Brembo
Heated throttle lever/grips	Standard
Gauge type	4.5 in. digital
Windshield	Low
Runner (in.) – Carbide (in.)	3/8 square / 4
Bumpers (front/rear)	Std / Std

BACKCOUNTRY™ SPORT

For the value-oriented 50-50 rider wanting an advanced platform and modern engine technology.



BACKCOUNTRY SPORT
146 600 EFI SHOWN

// PACKAGE HIGHLIGHTS

- Rotax® 600 EFI engine
- 4.5-in. digital display
- RAS™ X crossover front suspension with 39 in. ski stance
- cMotion™ rear suspension
- Electric starter
- Deep snow running boards with large openings
- Glove box with 4 L / 1 US gal of storage
- Low windshield
- pDrive™ clutch
- Brembo brake
- Standard with 2 sets of LinQ attachment points
- Pilot DS 2 skis
- Adjustable ski stance

ROTAX ENGINE

	600 EFI
Engine details	Liquid-cooled, two-stroke
Horsepower*	85
Cylinders - Displacement	2 - 599.4 cc
Bore - Stroke (mm)	72.3 x 73
Fuel System	EFI
Fuel type - Octane	Regular unleaded - 95
Fuel tank (L/US gal)	36 / 9.5
Oil tank capacity (L/qt)	3.4 / 3.6

POWERTRAIN

Drive clutch	pDrive™
Driven clutch	QRS
Drive sprocket pitch (mm/in.)	73 / 2.86


DRY WEIGHT

Dry weight (kg)	203.2
-----------------	-------

DIMENSIONS

Vehicle overall length (mm/in.)	3,174 / 125
Vehicle overall width (mm/in.)	1,160 / 45.7 (adjustable)
Vehicle overall height (mm/in.)	1,283 / 50.5
Ski stance (mm/in.)	1,000 / 39 (adjustable)
Available tracks (in.)	PowderMax ¹ :
(Length x width x profile)	146 x 16 x 2.0

COLOR

Neo Yellow 

SUSPENSION

Front suspension	RAS™ X
Front shock	Motion Control
Front suspension travel (mm/in.)	220 / 8.7
Rear suspension	cMotion™
Center shock	Motion Control
Rear shock	KYB 36
Rear suspension travel (mm/in.)	239 / 9.4

FEATURES

Platform	REV® Gen4
Headlights	Halogen
Skis	Pilot™ DS 2
Seating	Trail narrow compact
Handlebar	Standard with J-hooks
Riser block height (mm/in.)	120 / 4.7
Starter	Electric
Reverse	RER™
Brake system	Brembo
Heated throttle lever/grips	Standard
Gauge type	4.5 in. digital
Windshield	Low
Runner (in.) - Carbide (in.)	3/8 square / 4
Bumpers (front/rear)	Std / Std

RENEGADE® X-RS®

A hard-charging, high-performance machine with the most advanced features and technology.

// WHAT'S NEW

- 10.25 in. touchscreen display with BRP Connect and built-in GPS
- Heated trail seat
- Heated visor plug standard

// PACKAGE HIGHLIGHTS

- REV Gen5 platform
- High-performance KYB Pro shock package
- Launch mode (with 10.25 in. touchscreen only)
- Smart-Shox semi-active suspension available
- RAS™ X front suspension
- rMotion™ X rear suspension
- Electric starter
- RS running boards
- pDrive™ clutch
- Precision rack steering system
- Forward Adjustable Riser
- Transparent handguards
- Open toe-hold
- Backlit multifunction handlebar controls
- Premium LED headlights
- High-Performance 4-piston brake caliper with adjustable brake lever
- Low windshield with air deflectors
- 520W magneto



RENEGADE X-RS
900 ACE TURBO R SHOWN

RENEGADE X-RS
900 ACE TURBO R SHOWN

ROTAX ENGINE

Engine details	900 ACE TURBO R
Horsepower*	180
Cylinders – Displacement	3 - 899 cc
Bore – Stroke (mm)	73 x 69.7
Fuel System	EFI
Fuel type – Octane	Regular unleaded - 95
Fuel tank (L/US gal)	36 / 9.5
Oil tank capacity (L/qt)	3.3 / 3.5

POWERTRAIN

Drive clutch	pDrive™
Driven clutch	QRS Vent
Drive sprocket pitch (mm/in.)	73 / 2.86

DRY WEIGHT

Dry weight (kg)	245.9
-----------------	-------

DIMENSIONS

Vehicle overall length (mm/in.)	3,038 / 119.6
Vehicle overall width (mm/in.)	1,211 / 47.8 (adjustable)
Vehicle overall height (mm/in.)	1,267 / 49.9
Ski stance (mm/in.)	1,090 / 43 (adjustable)
Available tracks (in.) (Length x width x profile)	Ice Ripper XT: 137 x 15 x 1.5

COLOR

Black	
Neo Yellow	

SUSPENSION

Front suspension	RAS™ X
Front shock	KYB Pro 36 EA-3 KYB Pro Smart-Shox opt.
Front suspension travel (mm/in.)	243 / 9.6
Rear suspension	rMotion™ X
Center shock	KYB Pro 40 EA-3
Rear shock	KYB Pro 40 EA-3 KYB Pro Smart-Shox opt.
Rear suspension travel (mm/in.)	292 / 11.5

FEATURES

Platform	REV® Gen5
Headlights	Premium high-performance LED
Skis	Pilot™ X
Seating	Trail wide, heated
Handlebar	Standard with J-hooks / Transparent handguards
Riser block height (mm/in.)	Adjustable-120 / 4.7
Starter	Electric
Reverse	Electro-mechanical
Brake system	Brembo 4-Piston with adjustable lever
Heated throttle lever/grips	Standard
Gauge type	7.2 in. digital 10.25 in. touchscreen (opt.)
Windshield	Low
Runner (in.) – Carbide (in.)	1/2 round / 4
Bumpers (front/rear)	Std / Std

RENEGADE® ADRENALINE®

For the experienced trail rider who wants a longer track with great traction to bridge bumps with dynamic 4-stroke engine.



RENEGADE® ADRENALINE
900 ACE SHOWN

// PACKAGE HIGHLIGHTS

- REV Gen5 platform
- High-quality KYB 36 shock package
- pDrive™ clutch
- 4.5-in. digital display
- rMotion™ X rear suspension
- Electric starter
- Glove box with 4 L / 1 US gal of storage
- Pilot X skis
- Medium windshield with air deflectors
- LED headlights
- 520W magneto

ROTAX ENGINE

Engine details

900 ACE

Liquid-cooled,
four-stroke D.O.H.C.,
dry sump

Horsepower*	95
Cylinders - Displacement	3 - 899 cc
Bore - Stroke (mm)	73 x 69.7
Fuel System	EFI
Fuel type - Octane	Regular unleaded - 95
Fuel tank (L/US gal)	36 / 9.5
Oil tank capacity (L/qt)	3.3 / 3.5

POWERTRAIN

Drive clutch	pDrive™
Driven clutch	QRS
Drive sprocket pitch (mm/in.)	73 / 2.86

DRY WEIGHT

Dry weight (kg)	227.7
-----------------	-------

DIMENSIONS

Vehicle overall length (mm/in.)	3,038 / 119.6
Vehicle overall width (mm/in.)	1,211 / 47.8 (adjustable)
Vehicle overall height (mm/in.)	1,267 / 49.9
Ski stance (mm/in.)	1,090 / 43 (adjustable)
Available tracks (in.)	RipSaw®:
(Length x width x profile)	137 x 15 x 1.25

COLOR

Black

SUSPENSION

Front suspension	RAS™ X
Front shock	KYB 36
Front suspension travel (mm/in.)	235 / 9.3
Rear suspension	rMotion™ X
Center shock	KYB 36
Rear shock	KYB 36
Rear suspension travel (mm/in.)	292 / 11.5

FEATURES

Platform	REV® Gen5
Headlights	High-performance LED
Skis	Pilot™ X
Seating	Trail wide
Handlebar	Standard with J-hooks
Riser block height (mm/in.)	120 / 4.7
Starter	Electric
Reverse	Mechanical
Brake system	Brembo
Heated throttle lever/grips	Standard
Gauge type	4.5 in. digital
Windshield	Medium
Runner (in.) - Carbide (in.)	3/8 square / 4
Bumpers (front/rear)	Std / Std

RENEGADE® SPORT

Value-oriented with exceptional trail handling, bump capability and reliable engine.



RENEGADE SPORT
600 ACE SHOWN

// PACKAGE HIGHLIGHTS

- KYB 36 rear shock
- 4.5-in. digital display
- RAS™ X front suspension
- SC™-5M rear suspension
- Standard electric start
- Glove box with 4 L / 1 US gal of storage
- Low windshield
- D.E.S.S.™ key (600 ACE™)
- Brembo brake
- Ergo-Step side panels
- U-shaped aluminum handlebar with integrated J-hooks
- Pilot 5.7 skis
- 1.25 in. RipSaw® track
- 520W magneto

ROTAX ENGINE

	600 ACE
Engine details	Liquid-cooled, four-stroke D.O.H.C., dry sump
Horsepower*	62
Cylinders – Displacement	2 - 600 cc
Bore – Stroke (mm)	73 x 69.7
Fuel System	EFI
Fuel type – Octane	Regular unleaded - 95
Fuel tank (L/US gal)	36 / 9.5
Oil tank capacity (L/qt)	2.1 / 2.2

POWERTRAIN

Drive clutch	eDrive™ 2
Driven clutch	QRS
Drive sprocket pitch (mm/in.)	73 / 2.86

DRY WEIGHT

Dry weight (kg)	212.3
-----------------	-------

DIMENSIONS

Vehicle overall length (mm/in.)	3,038 / 119.6
Vehicle overall width (mm/in.)	1,217 / 47.9
Vehicle overall height (mm/in.)	1,267 / 49.9
Ski stance (mm/in.)	1,090 / 43 (adjustable)
Available tracks (in.)	RipSaw®:
(Length x width x profile)	137 x 15 x 1.25

COLOR

Neo Yellow

SUSPENSION

Front suspension	RAS™ X
Front shock	Motion Control
Front suspension travel (mm/in.)	235 / 9.3
Rear suspension	SC™-5M
Center shock	Motion Control
Rear shock	KYB 36
Rear suspension travel (mm/in.)	245 / 9.6

FEATURES

Platform	REV® Gen4
Headlights	Halogen
Skis	Pilot™ 5.7
Seating	Trail narrow
Handlebar	Standard with J-hooks
Riser block height (mm/in.)	120 / 4.7
Starter	Electric
Reverse	Mechanical
Brake system	Brembo
Heated throttle lever/grips	Standard
Gauge type	4.5 in. digital
Windshield	Low
Runner (in.) – Carbide (in.)	3/8 square / 4
Bumpers (front/rear)	Std / Std

MXZ[®] X-RS[®] WITH COMPETITION PACKAGE

Yes it's an ultra-fast laker, but before anything else it's the ultimate ditch banger. Powerful, lightweight and highly capable with race-ready features.

// WHAT'S NEW

- RAS RX front suspension
- Pilot RX skis
- 10.25 in. touchscreen display with BRP Connect and built-in GPS (850 E-TEC Turbo R only)
- KYB Pro 40 Kashima coated shocks with Integral Base Valve (600R E-TEC only)

// PACKAGE HIGHLIGHTS

- Rotax[®] 850 E-TEC Turbo R with Water Injection System and 600R E-TEC[®] engines available
- Launch Mode and E-TEC SHOT starter (850 E-TEC Turbo R only)
- REV Gen5 platform
- High-Performance 4-piston brake caliper with adjustable brake lever
- KYB Pro kashima coated front shocks
- rMotion™ X Competition rear suspension
- RS running boards
- 2-ply Ripsaw II track (850 E-TEC Turbo R only)
- Forward steering post position
- Lower 90 mm riser
- 7.2-in. digital display (600R E-TEC only)
- Precision rack steering system



MXZ X-RS 850 E-TEC TURBO R
WITH COMPETITION PACKAGE SHOWN

ROTAX ENGINE

	850 E-TEC TURBO R	600R E-TEC
Engine details	Liquid-cooled, two-stroke, turbocharged, Water Injection System, eRAVE™	Liquid-cooled, two-stroke, eRAVE™
Horsepower*	180	125
Cylinders – Displacement	2 – 849 cc	2 – 599.4 cc
Bore – Stroke (mm)	82 x 80.4	72.3 x 73
Fuel System	E-TEC [®] direct injection with additional booster injectors	E-TEC [®] direct injection
Fuel type – Octane	Regular unleaded – 95	Regular unleaded – 95
Fuel tank (L/US gal)	36 / 9.5	36 / 9.5
Oil tank capacity (L/qt)	3.4 / 3.6	3.4 / 3.6

POWERTRAIN

	850 E-TEC TURBO R	600R E-TEC
Drive clutch	pDrive™ with clickers	pDrive™ with clickers
Driven clutch	QRS Vent Plus	QRS
Drive sprocket pitch (mm/in.)		73 / 2.86


DRY WEIGHT

	850 E-TEC TURBO R	600R E-TEC
Dry weight (kg)	236.8	220.5

DIMENSIONS

	850 E-TEC TURBO R	600R E-TEC
Vehicle overall length (mm/in.)	3,038 / 119.6	
Vehicle overall width (mm/in.)	1,211 / 47.8 (adjustable)	
Vehicle overall height (mm/in.)	1,267 / 49.9	
Ski stance (mm/in.)	1,090 / 43 (adjustable)	
Available tracks (in.) (Length x width x profile)	RipSaw [®] II 2-ply: 137 x 15 x 1.25 Cobra: 137 x 15 x 1.6	

COLOR

Neo Yellow 

SUSPENSION

	850 E-TEC TURBO R	600R E-TEC
Front suspension		RAS™ RX
Front shock		KYB Pro 40 Integral R Kashima (600R E-TEC) KYB Pro 40 EA-3 Kashima (850 E-TEC Turbo R)
Front suspension travel (mm/in.)		279 / 11.0 (KYB Pro 40)
Rear suspension		rMotion™ X Competition
Center shock		KYB Pro 40 Integral Kashima (600R E-TEC) KYB Pro 40 EA-3 (850 E-TEC Turbo R)
Rear shock		KYB Pro 40 Integral Kashima (600R E-TEC) KYB Pro 40 EA-3 (850 E-TEC Turbo R)
Rear suspension travel (mm/in.)		292 / 11.5

FEATURES

	850 E-TEC TURBO R	600R E-TEC
Platform		REV [®] Gen5
Headlights		Premium high-performance LED
Skis		Pilot™ RX
Seating		Trail narrow
Handlebar		Standard with J-hooks / Transparent handguards
Riser block height (mm/in.)		90 / 3.5
Starter		850 E-TEC Turbo R: SHOT 600R E-TEC: Manual
Reverse		RER™
Brake system		Brembo 4-Piston with adjustable lever
Heated throttle lever/ grips		Standard
Gauge type		850 E-TEC Turbo R: 10.25 in. touchscreen 600R E-TEC: 7.2 in. digital
Windshield		Ultra-low
Runner (in.) – Carbide (in.)		1/2 round / 4
Bumpers (front/rear)		Std / Std

MXZ® X-RS®

A non-compromising race-inspired sled capable of taking on the roughest trails with ease.

// WHAT'S NEW

- RAS RX front suspension
- Pilot RX skis
- 10.25 in. touchscreen display with BRP Connect and built-in GPS



**MXZ X-RS
850 E-TEC SHOWN**

// PACKAGE HIGHLIGHTS


- REV Gen5 platform
- Rotax® 850 E-TEC® and 600R E-TEC® engines
- High-performance KYB Pro shock package
- Smart-Shox semi-active suspension available
- KYB Pro 40 EA-3 front shocks
- rMotion™ X rear suspension with rail reinforcements
- Electric starter
- RS running boards
- pDrive™ clutch
- Backlit multifunction handlebar controls
- Forward steering post position
- Precision rack steering system
- Lower 90 mm riser
- Transparent handguards
- Open toe-hold
- Premium LED headlights
- High-Performance 4-piston brake caliper with adjustable brake lever
- 129 and 137 in. track lengths available

ROTAX ENGINE	850 E-TEC	600R E-TEC
Engine details	Liquid-cooled, two-stroke, eRAVE™	Liquid-cooled, two-stroke, eRAVE™
Horsepower*	165	125
Cylinders – Displacement	2 – 849 cc	2 – 599.4 cc
Bore – Stroke (mm)	82 x 80.4	72.3 x 73
Fuel System	E-TEC® direct injection with additional booster injectors	E-TEC® direct injection
Fuel type – Octane	Regular unleaded - 95	Regular unleaded - 95
Fuel tank (L/US gal)	36 / 9.5	36 / 9.5
Oil tank capacity (L/qt)	3.4 / 3.6	3.4 / 3.6

POWERTRAIN	850 E-TEC	600R E-TEC
Drive clutch	pDrive™ with clickers	pDrive™ with clickers
Driven clutch	QRS Vent	QRS
Drive sprocket pitch (mm/in.)	73 / 2.86	

DRY WEIGHT	850 E-TEC	600R E-TEC
Dry weight (kg)	229.5 [137 in.]	220.9 [129 in.]

DIMENSIONS	850 E-TEC	600R E-TEC
Vehicle overall length (mm/in.)	2,925 / 115.2 [129 in.]	3,038 / 119.6 [137 in.]
Vehicle overall width (mm/in.)	1,211 / 47.8 [adjustable]	
Vehicle overall height (mm/in.)	1,267 / 49.9	
Ski stance (mm/in.)	1,090 / 43 [adjustable]	
Available tracks (in.) (Length x width x profile)	Ice Ripper XT: 129 x 15 x 1.5 137 x 15 x 1.5	

COLOR
Neo Yellow 

SUSPENSION	
Front suspension	RAS™ RX
Front shock	KYB Pro 40 EA-3 KYB Pro Smart-Shox opt.
Front suspension travel (mm/in.)	279 / 11.0 (KYB Pro 40) 265 / 10.4 (KYB Pro Smart-Shox)
Rear suspension	rMotion™ X
Center shock	KYB Pro 40 EA-3
Rear shock	KYB Pro 40 EA-3 KYB Pro Smart-Shox opt.
Rear suspension travel (mm/in.)	292 / 11.5

FEATURES	
Platform	REV® Gen5
Headlights	Premium high-performance LED
Skis	Pilot™ RX
Seating	Trail narrow
Handlebar	Standard with J-hooks / Transparent handguards
Riser block height (mm/in.)	90 / 3.5
Starter	Electric
Reverse	RER™
Brake system	Brembo 4-Piston with adjustable lever
Heated throttle lever/grips	Standard
Gauge type	7.2 in. digital 10.25 in. touchscreen (opt.)
Windshield	Ultra-low
Runner (in.) – Carbide (in.)	1/2 round / 4
Bumpers (front/rear)	Std / Std

MXZ[®] SPORT

Dynamic trail performance and value-oriented features.



MXZ SPORT
600 EFI SHOWN

// PACKAGE HIGHLIGHTS

- Rotax[®] 600 EFI engine
- 4.5-in. digital display
- RAS[™] X front suspension
- SC[™]-5M rear suspension
- Electric starter standard
- Low windshield
- U-shaped aluminum handlebar with integrated J-hooks
- Ergo-Step side panels
- 129 in. track length available
- Forward steering post position
- Lower 90 mm riser

ROTAX ENGINE

	600 EFI
Engine details	Liquid-cooled, two-stroke
Horsepower*	85
Cylinders - Displacement	2 - 599.4 cc
Bore - Stroke (mm)	72.3 x 73
Fuel System	EFI
Fuel type - Octane	Regular unleaded - 95
Fuel tank (L/US gal)	36 / 9.5
Oil tank capacity (L/qt)	3.4 / 3.6

POWERTRAIN

Drive clutch	pDrive [™]
Driven clutch	QRS
Drive sprocket pitch (mm/in.)	73 / 2.86


DRY WEIGHT

Dry weight (kg)	198.7
-----------------	-------

DIMENSIONS

Vehicle overall length (mm/in.)	2,925 / 115.2 (129 in.)
Vehicle overall width (mm/in.)	1,211 / 47.8 (adjustable)
Vehicle overall height (mm/in.)	1,267 / 49.9
Ski stance (mm/in.)	1,090 / 43 (adjustable)
Available tracks (in.)	RipSaw [!] :
(Length x width x profile)	129 x 15 x 1.25

COLOR

Neo Yellow 

SUSPENSION

Front suspension	RAS [™] X
Front shock	Motion Control
Front suspension travel (mm/in.)	235 / 9.3
Rear suspension	SC [™] -5M
Center shock	Motion Control
Rear shock	KYB 36
Rear suspension travel (mm/in.)	245 / 9.6

FEATURES

Platform	REV [®] Gen4
Headlights	Halogen
Skis	Pilot [™] 5.7
Seating	Trail narrow compact
Handlebar	Standard with J-hooks
Riser block height (mm/in.)	90 / 3.5
Starter	Electric
Reverse	RER [™]
Brake system	Brembo
Heated throttle lever/grips	Standard
Gauge type	4.5 in. digital
Windshield	Low
Runner (in.) - Carbide (in.)	3/8 square / 4
Bumpers (front/rear)	Std / Std

MXZ® NEO®

An awesome trail sled with compact ergonomics that gives riders of any age a less intimidating experience with a full-size fun factor.



MXZ NEO+
SHOWN

// NEO+ PACKAGE

- Rotax 600 EFI - 55 engine
- KYB 36 front shocks
- 120 x 15 x 1.25 RipSaw track
- Transparent handguards
- Premium look

// PACKAGE HIGHLIGHTS

- REV Gen4 platform
- Compact ergonomics
- RAS X front suspension
- Neo rear suspension
- pDrive™ clutch
- Pilot 5.7 skis
- RER™ electronic reverse

ROTAX ENGINE

	600 EFI – 55
Engine details	Liquid-cooled, two-stroke
Horsepower*	55
Cylinders – Displacement	2 - 599.4 cc
Bore – Stroke (mm)	72.3 x 73
Fuel System	EFI
Fuel type – Octane	Regular unleaded - 95
Fuel tank (L/US gal)	36 / 9.5
Oil tank capacity (L/qt)	3.4 / 3.6

POWERTRAIN

Drive clutch	pDrive
Driven clutch	QRS Lite
Drive sprocket pitch (mm/in.)	73 / 2.86


DRY WEIGHT

Dry weight (kg)	192.8
-----------------	-------

DIMENSIONS

Vehicle overall length (mm/in.)	2,880 / 113.4
Vehicle overall width (mm/in.)	1,157 - 1,202 / 45.6 - 47.3
Vehicle overall height (mm/in.)	1,060 / 41.7
Ski stance (mm/in.)	1,000 / 39 (adjustable)
Available tracks (in.)	RipSaw:
[Length x width x profile]	120 x 15 x 1.25

COLOR

Neo Yellow/Black 

SUSPENSION

Front suspension	RAS™ X
Front shock	KYB 36
Front suspension travel (mm/in.)	175 / 6.9
Rear suspension	Neo
Center shock	Torsion spring
Rear shock	Motion Control
Rear suspension travel (mm/in.)	212 / 8.3

FEATURES

Platform	REV® Gen4
Headlights	Halogen
Skis	Pilot™ 5.7
Seating	Trail narrow ultra-compact
Handlebar	Narrow with J-hooks / Transparent handguards
Riser block height (mm/in.)	120 / 4.7
Starter	Electric
Reverse	RER™
Brake system	Brembo
Heated throttle lever/grips	Standard
Gauge type	4.5 in. digital
Windshield	Optional
Runner (in.) – Carbide (in.)	3/8 square / optional
Bumpers (front/rear)	Std / Std

GRAND TOURING SPORT

Trail comfort and 2-up features with precision handling and savvy style.



GRAND TOURING SPORT
600 ACE SHOWN

// PACKAGE HIGHLIGHTS

- Ultra-high windshield with side deflectors
- 2-up seat with heated passenger handholds and air deflectors
- 4.5-in. digital display
- RAS™ X front suspension
- SC™-5M rear suspension
- Heated driver's visor power outlet
- Pivoting mirrors
- Reversible throttle lever (thumb or finger activated)
- Brembo brake
- iTC™ Engine mapping modes (Standard, Sport or ECO®)
- Pilot™ 5.7 SL skis
- Mechanical reverse
- SilentDrive™ system
- 520W magneto

ROTAX ENGINE

	600 ACE
Engine details	Liquid-cooled, four-stroke D.O.H.C., dry sump
Horsepower*	62
Cylinders - Displacement	2 - 600 cc
Bore - Stroke (mm)	73 x 69.7
Fuel System	EFI
Fuel type - Octane	Regular unleaded - 95
Fuel tank (L/US gal)	36 / 9.5
Oil tank capacity (L/qt)	2.1 / 2.2

POWERTRAIN

Drive clutch	eDrive™ 2
Driven clutch	QRS
Drive sprocket pitch (mm/in.)	36 mm / 1.43 in.


DRY WEIGHT

Dry weight (kg)	232.2
-----------------	-------

DIMENSIONS

Vehicle overall length (mm/in.)	3,127 / 123.1
Vehicle overall width (mm/in.)	1,217 / 47.9
Vehicle overall height (mm/in.)	1,513 / 59.6
Ski stance (mm/in.)	1,090 / 43 (adjustable)
Available tracks (in.)	Silent Track II:
(Length x width x profile)	137 x 15 x 1.25

COLOR

Neo Yellow 

SUSPENSION

Front suspension	RAS™ X
Front shock	Motion Control
Front suspension travel (mm/in.)	225/8.9
Rear suspension	SC-5M
Center shock	Motion Control
Rear shock	KYB® 36
Rear suspension travel (mm/in.)	245/9.6

FEATURES

Platform	REV® Gen4
Headlights	Halogen
Skis	Pilot™ 5.7 SL
Seating	Trail wide 2-up
Handlebar	Standard with J-hooks
Riser block height (mm/in.)	120 / 4.7
Starter	Electric
Reverse	Mechanical
Brake system	Brembo
Heated throttle lever/grips	Standard (driver and passenger)
Gauge type	4.5 in. digital
Windshield	Ultra-high with mirrors
Runner (in.) - Carbide (in.)	1/2 round / 4
Bumpers (front/rear)	Std / Std

EXPEDITION® XTREME™

The high-performance
widetrack crossover sled
with capability to go
just about anywhere.



EXPEDITION XTREME
900 ACE TURBO R SHOWN

// PACKAGE HIGHLIGHTS

- Two Rotax® engines available: 850 E-TEC® and 900 ACE Turbo R
- KYB Pro 36 rear shock
- KYB 36 Plus front shocks
- 4.5 in. digital display
- RAS™ X crossover front suspension with 39 in. ski stance
- SC™-5U articulating rear suspension with locking mechanism (no tool required)
- 20-in. wide Multi-LinQ plate with 125 lb / 56.7 kg cargo capacity
- Air radiator with fan
- Deep snow running boards with large openings
- pDrive™ clutch with clickers
- Low handlebar strap
- Flexible handguards
- Electric start
- Pilot™ DS 3 skis
- Adjustable ski stance

ROTAX ENGINE

	850 E-TEC	900 ACE TURBO R
Engine details	Liquid-cooled, two-stroke, eRAVE™	Liquid-cooled, four-stroke D.O.H.C., dry sump, turbocharged with intercooler
Horsepower*	165	180
Cylinders - Displacement	2 - 849 cc	3 - 899 cc
Bore - Stroke (mm)	82 x 80.4	73 x 69.7
Fuel System	E-TEC® direct injection with additional booster injectors	EFI
Fuel type - Octane	Regular unleaded - 95	Regular unleaded - 95
Fuel tank (L/US gal)	42 / 11.1	42 / 11.1
Oil tank capacity (L/qt)	3.4 / 3.6	3.3 / 3.5

POWERTRAIN

Drive clutch	pDrive™ with clickers	pDrive™
Driven clutch	QRS Vent Plus	QRS Vent
Drive sprocket pitch (mm/in.)	73 / 2.86	

DRY WEIGHT

Dry weight (kg)	269	280.8
-----------------	-----	-------

DIMENSIONS

Vehicle overall length (mm/in.)	3,293 / 129.6
Vehicle overall width (mm/in.)	1,140 to 1,180 / 44.9 to 46.5
Vehicle overall height (mm/in.)	1,280 / 50.4
Ski stance (mm/in.)	1,000 / 39 (adjustable)
Available tracks (in.)	Cobra WT:
(Length x width x profile)	154 x 20 x 1.8

COLOR

Flare Yellow 

SUSPENSION

Front suspension	RAS™ X
Front shock	KYB 36 Plus
Front suspension travel (mm/in.)	220 / 8.7
Rear suspension	SC™-5U
Center shock	KYB 36 Plus
Rear shock	KYB Pro 36
Rear suspension travel (mm/in.)	239 / 9.4

FEATURES

Platform	REV® Gen4
Headlights	Halogen
Skis	Pilot™ DS 3
Seating	WideTrack 1-up
Handlebar	Standard with J-hooks / Grab handle / Flexible handguards
Riser block height (mm/in.)	145 / 5.7
Starter	Electric
Reverse	RER™ (850 E-TEC) Electro-mechanic (Turbo R)
Air radiator	Fan
Brake system	Brembo
Heated throttle lever/grips	Standard
Gauge type	4.5 in. digital
Windshield	Low
Runner (in.) - Carbide (in.)	3/8 square / 4
Bumpers (front/rear)	Heavy Duty / Std

EXPEDITION® SE

The utmost crossover sport-utility vehicle with an incredible list of work and luxury features.



EXPEDITION SE 900 ACE TURBO R SHOWN

EXPEDITION SE 900 ACE TURBO R SHOWN

// PACKAGE HIGHLIGHTS

- Rotax® 900 ACE Turbo R engine
- Air Control Suspension (ACS) rear shock
- RAS™ X crossover front suspension with 39 in. ski stance
- 7.8-in. wide LCD display with BRP Connect available
- SC™-5U articulating rear suspension with locking mechanism (no tool required)
- 20-in. wide Multi-LinQ plate with 125 lb / 56.7 kg cargo capacity
- Air radiator with fan
- Deep snow running boards with large openings
- Removable passenger seat with heated grips
- Ultra large LinQ utility cargo box with 135 L / 35.7 US gal of storage
- Hitch
- High capacity battery
- Forward Adjustable Riser
- Easy Shift transmission (H-L-N) with electro-mechanical reverse
- Ultra-high windshield with side deflectors
- Pivoting mirrors
- Pilot 7.4 skis
- Heated driver's visor power outlet
- pDrive™ clutch
- Backlit multifunction handlebar controls

ROTAX ENGINE

Engine details

Horsepower*
Cylinders - Displacement

900 ACE TURBO R

Liquid-cooled, four-stroke D.O.H.C., dry sump, turbocharged with intercooler

180
3

Bore - Stroke (mm)

899 cc

Fuel System

73 x 69.7

Fuel type - Octane

EFI

Fuel tank (L/US gal)

Regular unleaded - 95

Oil tank capacity (L/qt)

42 / 11.1

3.3 / 3.5

POWERTRAIN

Drive clutch

pDrive™

Driven clutch

QRS Vent

Drive sprocket pitch (mm/in.)

73 / 2.86

DRY WEIGHT

Dry weight (kg)

311.2

DIMENSIONS

Vehicle overall length (mm/in.)

3,256 / 128.2

Vehicle overall width (mm/in.)

1,200 to 1,240 / 47.7 to 48.8

Vehicle overall height (mm/in.)

1,513 / 59.6

Ski stance (mm/in.)

1,000 / 39 (adjustable)

Available tracks (in.)

Silent Cobra WT: 154 x 20 x 1.5

(Length x width x profile)

Silent Ice Cobra WT: 154 x 20 x 1.5 opt.

SUSPENSION

Front suspension

RAS™ X

Front shock

KYB 36

Front suspension travel (mm/in.)

220 / 8.7

Rear suspension

SC™-5U

Center shock

KYB 36

Rear shock

ACS (Air Control Suspension)

Rear suspension travel (mm/in.)

239 / 9.4

COLOR

Black

Dusty Navy

FEATURES

Platform	REV® Gen4
Headlights	Halogen
Skis	Pilot™ 7.4
Seating	WideTrack 2-up
Handlebar	Standard with J-hooks / Grab handle
Riser block height (mm/in.)	Adjustable-120 / 4.7
Starter	Electric
Reverse	
Air radiator	Electro-mechanic
Brake system	Fan
Heated throttle lever/grips	Brembo
Gauge type	7.2 in. digital 7.8 in. wide LCD color [opt.]
Windshield	Ultra-high with mirrors
Runner (in.) - Carbide (in.)	3/8 square / 4
Bumpers (front/rear)	Heavy Duty / Hitch

EXPEDITION® LE

A crossover sport-utility vehicle capable of off-trail exploration, on-trail cruises and enjoyable work days.



EXPEDITION LE
900 ACE SHOWN

EXPEDITION LE
900 ACE TURBO SHOWN

// PACKAGE HIGHLIGHTS

- Two Rotax® engines available: 900 ACE Turbo, 900 ACE
- Available with 20 in. or 24 in. track options
- Multi-LinQ plate with 125 lb / 56.7 kg cargo capacity
- RAS™ X crossover front suspension with 39 in. ski stance
- SC™-5U articulating rear suspension with locking mechanism [no tool required]
- Air radiator with fan
- Deep snow running boards with large openings
- Removable passenger seat with heated grips
- High passenger backrest
- Hitch
- High capacity battery
- pDrive™ clutch
- Easy Shift transmission (H-L-N) with electro-mechanical reverse
- Ultra-high windshield with side deflectors
- Pivoting mirrors
- Pilot 7.4 skis
- Heated driver's visor power outlet
- Low handlebar strap

ROTAX ENGINE

	900 ACE TURBO	900 ACE
Engine details	Liquid-cooled, four-stroke D.O.H.C., dry sump, turbocharged	Liquid-cooled, four-stroke D.O.H.C., dry sump
Horsepower*	130	95
Cylinders – Displacement	3 899 cc	3 899 cc
Bore – Stroke (mm)	73 x 69.7	73 x 69.7
Fuel System	EFI	EFI
Fuel type – Octane	Regular unleaded - 95	Regular unleaded - 95
Fuel tank (L/US gal)	42 / 11.1	42 / 11.1
Oil tank capacity (L/qt)	3.3 / 3.5	3.3 / 3.5

POWERTRAIN

Drive clutch	pDrive™	pDrive™
Driven clutch	QRS Vent	QRS
Drive sprocket pitch (mm/in.)	73 / 2.86	73 / 2.86

DRY WEIGHT

Dry weight 20 in. track (kg)	303.5	291.7
Dry weight 24 in. track (kg)	313	301.2

DIMENSIONS

Vehicle overall length (mm/in.)	3,256 / 128.2
Vehicle overall width (mm/in.)	1,200 to 1,240 / 47.7 to 48.8
Vehicle overall height (mm/in.)	1,513 / 59.6
Ski stance (mm/in.)	1,000 / 39 (adjustable)
Available tracks (in.) (Length x width x profile)	Silent Cobra WT: 154 x 20 x 1.5 Silent Cobra SWT: 154 x 24 x 1.5 opt.

SUSPENSION

Front suspension	RAS™ X
Front shock	KYB 36
Front suspension travel (mm/in.)	220 / 8.7
Rear suspension	SC™-5U
Center shock	KYB 36
Rear shock	KYB 36
Rear suspension travel (mm/in.)	239 / 9.4

COLOR

Black	
Catalyst Grey	

FEATURES

Platform	REV® Gen4
Headlights	Halogen
Skis	Pilot™ 7.4
Seating	WideTrack 2-up
Handlebar	Standard with J-hooks / Grab handle
Riser block height (mm/in.)	145 / 5.7
Starter	Electric
Reverse	Electro-mechanic
Air radiator	Fan
Brake system	Brembo
Heated throttle lever/grips	Standard (driver and passenger)
Gauge type	4.5 in. digital
Windshield	Ultra-high with mirrors
Runner (in.) – Carbide (in.)	3/8 square / 4
Bumpers (front/rear)	Heavy Duty / Hitch

EXPEDITION® SPORT

Ultra-responsive chassis for on- or off-trail rides and extensive array of sport-utility and 2-up features.



EXPEDITION SPORT
900 ACE SHOWN

// PACKAGE HIGHLIGHTS

- Rotax® 900 ACE engine
- pDrive™ clutch
- 4.5-in. digital display
- RAS™ X crossover front suspension with 39 in. ski stance
- SC™-5U articulating rear suspension with locking mechanism (no tool required)
- Brembo brake
- Heavy duty rear bumper with J-hook type hitch
- Air radiator with fan & engine oil cooler
- Deep snow running boards with large openings
- 2-up seat with removable LinQ passenger backrest and handholds
- Standard with 2 sets of LinQ attachment points
- Adjustable ski stance
- Pilot™ DS 2 skis
- 520W magneto

ROTAX ENGINE

Engine details

900 ACE

Liquid-cooled, four-stroke D.O.H.C., dry sump

Horsepower*	95
Cylinders - Displacement	3 - 899 cc
Bore - Stroke (mm)	73 x 69.7
Fuel System	EFI
Fuel type - Octane	Regular unleaded - 95
Fuel tank (L/US gal)	36 / 9.5
Oil tank capacity (L/qt)	3.3 / 3.5

POWERTRAIN

Drive clutch	pDrive™
Driven clutch	QRS
Drive sprocket pitch (mm/in.)	73 / 2.86

DRY WEIGHT

Dry weight (kg)	250.4
-----------------	-------

DIMENSIONS

Vehicle overall length (mm/in.)	3,309 / 130.3
Vehicle overall width (mm/in.)	1,140 to 1,180 / 44.9 to 46.5
Vehicle overall height (mm/in.)	1,513 / 59.6
Ski stance (mm/in.)	1,000 / 39 (adjustable)
Available tracks (in.)	Charger:
(Length x width x profile)	154 x 16 x 1.5

COLOR

Neo Yellow 

SUSPENSION

Front suspension	RAS™ X
Front shock	Motion Control
Front suspension travel (mm/in.)	210 / 8.3
Rear suspension	SC™-5U
Center shock	Motion Control
Rear shock	KYB 36
Rear suspension travel (mm/in.)	239 / 9.4

FEATURES

Platform	REV® Gen4
Headlights	Halogen
Skis	Pilot™ DS 2
Seating	Trail wide 2-up Seat LinQ Passenger Backrest
Handlebar	Standard with J-hooks
Riser block height (mm/in.)	145 / 5.7
Starter	Electric
Reverse	Mechanical
Air radiator	Fan
Brake system	Brembo
Heated throttle lever/grips	Standard (driver only)
Gauge type	4.5 in. digital
Windshield	Ultra-high
Runner (in.) - Carbide (in.)	3/8 square / 4
Bumpers (front/rear)	Std / Heavy Duty with J-hook type hitch

TUNDRA™ LE

Great off-trail and deep snow performance with light-utility capability.



**TUNDRA LE
600 EFI SHOWN**

// PACKAGE HIGHLIGHTS

- Rotax® 600 EFI and 600 ACE™ engine with 650W magneto available
- KYB 36 rear shock
- Painted tunnel
- 4.5-in. digital display
- LTS telescopic front suspension
- SC™-5U articulating rear suspension with locking mechanism (no tool required)
- Brembo brake
- Heavy duty rear bumper with J-hook type hitch
- Air radiator with fan
- Standard electric start
- Deep snow running boards with large openings
- Standard with 2 sets of LinQ attachment points
- Pilot™ DS 2 skis
- Low handlebar strap

ROTAX ENGINE

	600 EFI	600 ACE
Engine details	Liquid-cooled, two-stroke	Liquid-cooled, four-stroke D.O.H.C., dry sump
Horsepower*	85	62
Cylinders - Displacement	2 - 599.4 cc	2 - 600 cc
Bore - Stroke (mm)	72.3 x 73	73 x 69.7
Fuel System	EFI	EFI
Fuel type - Octane	Regular unleaded - 95	Regular unleaded - 95
Fuel tank (L/US gal)	36 / 9.5	36 / 9.5
Oil tank capacity (L/qt)	3.4 / 3.6	2.1 / 2.2

POWERTRAIN

Drive clutch	pDrive™	eDrive™ 2
Driven clutch	QRS	QRS
Drive sprocket pitch (mm/in.)	73 / 2.86	


DRY WEIGHT

Dry weight (kg)	222.7	233.6
-----------------	-------	-------

DIMENSIONS

Vehicle overall length (mm/in.)	3,259 / 129.3
Vehicle overall width (mm/in.)	994 / 39.1
Vehicle overall height (mm/in.)	1,513 / 59.6
Ski stance (mm/in.)	813 / 32
Available tracks (in.)	Charger:
(Length x width x profile)	154 x 16 x 1.5

COLOR

Black 

SUSPENSION

Front suspension	LTS
Front shock	Motion Control
Front suspension travel (mm/in.)	150 / 5.9
Rear suspension	SC™-5U
Center shock	Motion Control
Rear shock	KYB 36
Rear suspension travel (mm/in.)	239 / 9.4

FEATURES

Platform	REV® Gen4
Headlights	Halogen
Skis	Pilot™ DS 2
Seating	Trail narrow compact
Handlebar	Standard with J-hooks / Grab handle
Riser block height (mm/in.)	145 / 5.7
Starter	Electric
Reverse	RER™ (600 EFI) Mechanical (600 ACE™)
Air radiator	Fan
Brake system	Brembo
Heated throttle lever/grips	Standard
Gauge type	4.5 in. digital
Windshield	Medium
Runner (in.) - Carbide (in.)	3/8 square / 4
Bumpers (front/rear)	Std / Heavy Duty with J-hook type hitch

SKANDIC® LE

The perfect snowmobile for hardworking off-trail performance.



SKANDIC LE
900 ACE SHOWN

// PACKAGE HIGHLIGHTS

- Rotax® 900 ACE™ engine
- KYB 36 rear shock
- Multi-LinQ plate with 125 lb / 56.7 kg cargo capacity
- 4.5-in. digital display
- LTS telescopic front suspension
- SC™-5U articulating rear suspension with locking mechanism (no tool required)
- Removable passenger seat with grips
- Ultra-high windshield with side deflectors
- Hitch with an HD rear bumper
- Air radiator with fan
- Standard electric start
- Deep snow running boards with large openings
- Easy Shift transmission (H-L-N) with electro-mechanical reverse
- Pivoting mirrors
- pDrive™ clutch
- Low handlebar strap
- Pilot 7.4 skis
- Available with 20 in. or 24 in. track options

ROTAX ENGINE

	900 ACE
Engine details	Liquid-cooled, four-stroke D.O.H.C., dry sump
Horsepower*	95
Cylinders – Displacement	3 / 899 cc
Bore – Stroke (mm)	73 x 69.7
Fuel System	EFI
Fuel type	Regular unleaded
Octane	95
Fuel tank (L/US gal)	42 / 11.1
Oil tank capacity (L/qt)	3.3 / 3.5

POWERTRAIN

Drive clutch	pDrive™
Driven clutch	QRS
Drive sprocket pitch (mm/in.)	73 / 2.86

DRY WEIGHT

Dry weight 20 in track (kg)	292.6
Dry weight 24 in track (kg)	302.1

DIMENSIONS

Vehicle overall length (mm/in.)	3,222 / 126.9
Vehicle overall width (mm/in.)	1,089 / 42.8
Vehicle overall height (mm/in.)	1,513 / 59.6
Ski stance (mm/in.)	889 / 35
Available tracks (in.)	Silent Cobra WT: 154 x 20 x 1.5
(Length x width x profile)	Silent Cobra SWT: 154 x 24 x 1.5

SUSPENSION

Front suspension	LTS
Front shock	Motion Control
Front suspension travel (mm/in.)	150 / 5.9
Rear suspension	SC™-5U
Center shock	Motion Control
Rear shock	KYB 36
Rear suspension travel (mm/in.)	239 / 9.4

COLOR

Black	■
-------	---

FEATURES

Platform	REV® Gen4
Headlights	Halogen
Skis	Pilot™ 7.4
Seating	WideTrack 2-up
Handlebar	Standard with J-hooks / Grab handle
Riser block height (mm/in.)	145 / 5.7
Starter	Electric
Reverse	Electro-mechanic
Air radiator	Fan
Brake system	Brembo
Heated throttle lever/grips	Standard (driver only)
Gauge type	4.5 in. digital
Windshield	Ultra-high with mirrors
Runner (in.) – Carbide (in.)	3/8 square / 4
Bumpers (front/rear)	Heavy Duty / Hitch

SKANDIC® SPORT

The best 20-in. utility value
in snowmobiling.



SKANDIC SPORT
600 EFI SHOWN

// PACKAGE HIGHLIGHTS

- Rotax® 600 EFI engine
- KYB 36 rear shock
- 4.5-in. digital display
- LTS telescopic front suspension
- SC™-5U articulating rear suspension with locking mechanism (no tool required)
- WideTrack 1-up seat with rear storage compartment
- Medium windshield with air deflectors
- Standard electric start
- Deep snow running boards with large openings
- RER™ electronic reverse
- pDrive™ clutch

ROTAX ENGINE

	600 EFI
Engine details	Liquid-cooled, two-stroke
Horsepower*	85
Cylinders – Displacement	2 – 599.4 cc
Bore – Stroke (mm)	72.3 x 73
Fuel System	EFI
Fuel type – Octane	Regular unleaded - 95
Fuel tank (L/US gal)	42 / 11.1
Oil tank capacity (L/qt)	3.4 / 3.6

POWERTRAIN

Drive clutch	pDrive™
Driven clutch	QRS
Drive sprocket pitch (mm/in.)	73 / 2.86


DRY WEIGHT

Dry weight (kg)	254
-----------------	-----

DIMENSIONS

Vehicle overall length (mm/in.)	3,259 / 129.3
Vehicle overall width (mm/in.)	1,089 / 42.8
Vehicle overall height (mm/in.)	1,369 / 53.9
Ski stance (mm/in.)	889 / 35
Available tracks (in.)	Utility WT
(Length x width x profile)	154 x 20 x 1.25

COLOR

Neo Yellow	
------------	--





SUSPENSION

Front suspension	LTS
Front shock	Motion Control
Front suspension travel (mm/in.)	150 / 5.9
Rear suspension	SC™-5U
Center shock	Motion Control
Rear shock	KYB 36
Rear suspension travel (mm/in.)	239 / 9.4






FEATURES

Platform	REV® Gen4
Headlights	Halogen
Skis	Pilot™ 7.4
Seating	WideTrack 1-up
Handlebar	Standard with J-hooks
Riser block height (mm/in.)	145 / 5.7
Starter	Electric
Reverse	RER™
Brake system	Brembo
Heated throttle lever/grips	Standard
Gauge type	4.5 in. digital
Windshield	Medium
Runner (in.) – Carbide (in.)	3/8 square / 4
Bumpers (front/rear)	Std / Std








COMPARATIVE CHART

SPECIFICATIONS		TRAIL							
		MXZ				RENEGADE			GRAND TOURING
									
		X-RS WITH COMPETITION PACKAGE	X-RS	SPORT	NEO+	X-RS	ADRENALINE	SPORT	SPORT
COLOR		Neo Yellow	Neo Yellow	Neo Yellow	Neo Yellow, Catalyst Grey and Black (Neo) Neo Yellow and Black (Neo+)	Neo Yellow Black	Black	Neo Yellow	Neo Yellow
FEATURES	Platform	REV Gen5	REV Gen5	REV Gen4	REV Gen4	REV Gen5	REV Gen5	REV Gen4	REV Gen4
	Headlights	Premium high-performance LED	Premium high-performance LED	Halogen	Halogen	Premium high-performance LED	High-performance LED	Halogen	Halogen
	Skis	Pilot RX	Pilot RX	Pilot 5.7	Pilot 5.7	Pilot X	Pilot X	Pilot 5.7	Pilot 5.7 SL
	Seating	Trail narrow	Trail narrow	Trail narrow compact	Trail narrow ultra-compact	Trail wide, heated	Trail wide	Trail narrow	Trail wide 2-up
	Handlebar	Standard with J-hooks/Transparent handguards	Standard with J-hooks/Transparent handguards	Standard with J-hooks	Narrow with J-hooks/Transparent handguards (Neo+)	Standard with J-hooks/Transparent handguards	Standard with J-hooks	Standard with J-hooks	Standard with J-hooks
	Starter	850 E-TEC Turbo R: SHOT 600R E-TEC: Manual	Electric	Electric	Electric	Electric	Electric	Electric	Electric
	Reverse	RER	RER	RER	RER	Electro-mechanical	Mechanical	Mechanical	Mechanical
	Windshield height (in.)	Ultra-low	Ultra-low	Low	Optional	Low	Medium	Low	Ultra-high with mirrors
GAUGE	Type	850 E-TEC Turbo R: 10.25 in. touchscreen 600R E-TEC: 7.2 in. digital	7.2 in. digital 10.25 in. touchscreen (opt.)	4.5 in. digital	4.5 in. digital	7.2 in. digital 10.25 in. touchscreen (opt.)	4.5 in. digital	4.5 in. digital	4.5 in. digital
SUSPENSION	Front suspension	RAS RX	RAS RX	RAS X	RAS X	RAS X	RAS X	RAS X	RAS X
	Front shock	KYB Pro 40 Integral R Kashima (600R E-TEC) KYB Pro 40 EA-3 Kashima (850 E-TEC Turbo R)	KYB Pro 40 EA-3 KYB Pro Smart-Shox opt.	Motion Control	Motion Control	KYB Pro 36 EA-3 KYB Pro Smart-Shox opt.	KYB 36	Motion Control	Motion Control
	Rear suspension	rMotion X Competition	rMotion X	SC-5M	Neo	rMotion X	rMotion X	SC-5M	SC-5M
	Center shock	KYB Pro 40 Integral Kashima (600R E-TEC) KYB Pro 40 EA-3 (850 E-TEC Turbo R)	KYB Pro 40 EA-3	Motion Control	Torsion spring	KYB Pro 40 EA-3	KYB 36	Motion Control	Motion Control
	Rear shock	KYB Pro 40 Integral Kashima (600R E-TEC) KYB Pro 40 EA-3 (850 E-TEC Turbo R)	KYB Pro 40 EA-3 KYB Pro Smart-Shox opt.	KYB 36	Motion Control	KYB Pro 40 EA-3 KYB Pro Smart-Shox opt.	KYB 36	KYB 36	KYB 36
ROTAX ENGINE	Engine	850 E-TEC Turbo R 600R E-TEC	850 E-TEC 600R E-TEC	600 EFI	600 EFI - 55	900 ACE Turbo R	900 ACE	600 ACE	600 ACE
	Fuel tank (L / US gal)	36/9.5	36/9.5	36/9.5	36/9.5	36/9.5	36/9.5	36/9.5	36/9.5
TRACK	Length x Width x Profile (in.)	Cobra: 137 x 15 x 1.6 (600R E-TEC) RipSaw II 2-ply: 137 x 15 x 1.25 (850 E-TEC Turbo R)	Ice Ripper XT: 129 x 15 x 1.5 137 x 15 x 1.5	RipSaw: 129 x 15 x 1.25	RipSaw: 120 x 15 x 1.25	Ice Ripper XT: 137 x 15 x 1.5	RipSaw: 137 x 15 x 1.25	RipSaw: 137 x 15 x 1.25	Silent Track II: 137 x 15 x 1.25
	Ski stance	1,090 / 43 (adjustable)	1,090/43 (adjustable)	1,090/43 (adjustable)	1,000/39 (adjustable)	1,090/43 (adjustable)	1,090/43 (adjustable)	1,090/43 (adjustable)	1,090/43 (adjustable)
OVERALL DIMENSIONS (mm/in.)	Length	3,038/119.6	2,925/115.2 (129 in.) 3,038/119.6 (137 in.)	2,925/115.2 (129 in.)	2,880/113.4	3,038/119.6	3,038/119.6	3,038/119.6	3,127/123.1
	Width	1,211/47.8 (adjustable)	1,211/47.8 (adjustable)	1,211/47.8 (adjustable)	1,157 to 1,202/45.6 to 47.3	1,211/47.8 (adjustable)	1,211/47.8 (adjustable)	1,217/47.9	1,217/47.9
	Height	1,267/49.9	1,267/49.9	1,267/49.9	1,060/41.7	1,267/49.9	1,267/49.9	1,267/49.9	1,513/59.6
ESTIMATED DRY WEIGHT	By engine (kg)	850 E-TEC Turbo R: 236.8 600R E-TEC: 220.5	850 E-TEC: 229.5 (137 in.) 600R E-TEC: 220.9 (129 in.)	198.7	192.8	245.9	227.7	212.3	232.2




COMPARATIVE CHART

SPECIFICATIONS		DEEP SNOW				
		SUMMIT				FREERIDE
						
COLOR	Dusty Navy and Black (painted) Timeless Black (painted)	Catalyst Grey	Catalyst Grey	Neo Yellow and Catalyst Grey (Neo) Neo Yellow and Black (Neo+)	Flare Yellow (painted)	
FEATURES	Platform	REV Gen5	REV Gen5	REV Gen5	REV Gen4	REV Gen5
	Headlights	Premium high-performance LED	Premium high-performance LED	High-performance LED	Halogen	Premium high-performance LED
	Skis	Pilot DS 4	Pilot DS 3	Pilot DS 3	Pilot DS 2	Pilot DS 4
	Seating	Deep snow ultra compact	Deep snow compact	Deep snow	Deep snow compact	Deep snow compact
	Handlebar	Tapered with J-hooks/ Grab handle/ Flexible handguards	Tapered with J-hooks/ Grab handle	Tapered with J-hooks/ Grab handle	Narrow with J-hooks/ Low grab handle (Neo+) Flexible handguards (Neo+)	Tapered with J-hooks/ Grab handle
	Starter	SHOT	SHOT	Electric	Electric	SHOT
	Reverse	RER	RER	RER	RER	RER
	Windshield height (in.)	Optional	Optional	Optional	Optional	Optional
GAUGE	Type	4.5 in. digital 10.25 in. touchscreen (opt.)	4.5 in. digital	4.5 in. digital	4.5 in. digital 10.25 in. touchscreen (opt.)	
SUSPENSION	Front suspension	RAS 3	RAS 3	RAS 3	RAS 3	RAS 3
	Front shock	KYB Pro 36 EA-3 with lightweight springs	KYB 36	KYB 36	Motion Control (Neo) KYB 36 (Neo+)	KYB Pro 40 EA-3 w/ lightweight springs
	Rear suspension	tMotion XT with adjustable limiter strap	tMotion X	tMotion X	Neo	tMotion XT
	Center shock	KYB 36 Plus with lightweight spring	KYB 36	KYB 36	Torsion spring	KYB Pro 40 EA-3 w/ lightweight spring
	Rear shock	KYB Pro 36 EA-3	KYB 36	KYB 36	Motion Control	KYB Pro 40 EA-3
ROTAX ENGINE	Engine	850 E-TEC Turbo R 850 E-TEC	850 E-TEC	850 E-TEC 600R E-TEC	600 EFI – 85 600 EFI – 55	850 E-TEC Turbo R 850 E-TEC
	Fuel tank (L / US gal)	36 / 9.5	36 / 9.5	36 / 9.5	36 / 9.5	36 / 9.5
TRACK	Length x Width x Profile (in.)	PowderMax† X-Light 154 x 16 x 3.0 165 x 16 x 3.0	PowderMax† II with FlexEdge: 146 x 16 x 2.5 PowderMax† X-Light with FlexEdge: 154 x 16 x 3.0	PowderMax II with FlexEdge: 146 x 16 x 2.5 PowderMax Light with FlexEdge: 154 x 16 x 2.5	Cobra with FlexEdge (Neo): 146 x 14 x 1.6 Hurricane with FlexEdge (Neo+): 146 x 15 x 1.75	PowderMax: 146 x 15 x 2.5 PowderMax† X-Light: 154 x 15 x 3.0
OVERALL DIMENSIONS (mm/in.)	Ski stance	864/34 [adjustable]	864/34 [adjustable]	930/36 [adjustable]	864/34 [adjustable]	930/36 [adjustable]
	Length	3,188/125.5 (154 in.) 3,299/129.9 (165 in.)	3,058 / 120.4 (146 in.) 3,188 / 125.5 (154 in.)	3,208/122.4 (146 in.) 3,318/130.6 (154 in.)	3,174/125	3,058/120.4 (146 in.) 3,188/125.5 (154 in.)
	Width	1,024/40.3 [adjustable]	1,024/40.3 [adjustable]	1,073/42.2 [adjustable]	1,024/40.3 [adjustable]	1,073/42.2 [adjustable]
	Height	1,306/51.4	1,395/54.9	1,395/54.9	1,095/43	1,395/54.9
ESTIMATED DRY WEIGHT	By engine (kg)	850 E-TEC Turbo R: 207.3 (154 in.) 210 (165 in.) 850 E-TEC: 198.2 (154 in.) 201.4 (165 in.)	850 E-TEC: 204.1 (146 in.) 201.9 (154 in.)	850 E-TEC: 203.7 (146 in.) 201.9 (154 in.) 600R E-TEC: 196.9 (146 in.) 195 (154 in.)	600 EFI – 85: 213.7 (Neo+) 600 EFI – 55: 190.5 (Neo)	850 E-TEC Turbo R: 212.3 (146 in.) 210 (154 in.) 850 E-TEC: 203.2 (146 in.) 201.4 (154 in.)

COMPARATIVE CHART

CROSSOVER							
BACKCOUNTRY			EXPEDITION				
							
X-RS	ADRENALINE	SPORT	XTREME	SE	LE	SPORT	
Flare Yellow Black	Black	Neo Yellow	Flare Yellow	Dusty Navy Black	Catalyst Grey Black	Neo Yellow	
REV Gen5	REV Gen5	REV Gen4	REV Gen4	REV Gen4	REV Gen4	REV Gen4	
Premium high-performance LED	High-performance LED	Halogen	Halogen	Halogen	Halogen	Halogen	
Pilot DS 2 [39 in.]	Pilot DS 2	Pilot DS 2	Pilot DS 3	Pilot 7.4	Pilot 7.4	Pilot DS 2	
Trail narrow	Trail narrow	Trail narrow compact	WideTrack 1-up	WideTrack 2-up	WideTrack 2-up	Trail wide 2-up seat LinQ Passenger Backrest	
Standard with J-hooks/ Transparent handguards	Standard with J-hooks/ Transparent handguards	Standard with J-hooks	Standard with J-hooks/Grab handle/ Flexible handguards	Standard with J-hooks/Grab handle	Standard with J-hooks/Grab handle	Standard with J-hooks	
850 E-TEC: Electric, 850 E-TEC Turbo R: SHOT	Electric	Electric	Electric	Electric	Electric	Electric	
RER	RER	RER	RER (850 E-TEC) Electro-mechanical (Turbo R)	Electro-mechanical	Electro-mechanical	Mechanical	
Ultra-low	Low	Low	Low	Ultra-high with mirrors	Ultra-high with mirrors	Ultra-high	
7.2 in. digital 10.25 in. touchscreen (opt., std on Turbo R)	4.5 in. digital	4.5 in. digital	4.5 in. digital	7.2 in. digital 7.8 in. wide LCD color (opt.)	4.5 in. digital	4.5 in. digital	
RAS X [39 in.]	RAS X	RAS X	RAS X	RAS X	RAS X	RAS X	
KYB Pro 36 EA-3	KYB 36	Motion Control	KYB 36 Plus	KYB 36	KYB 36	Motion Control	
cMotion X	cMotion X	cMotion	SC-5U	SC-5U	SC-5U	SC-5U	
KYB Pro 40 EA-3	KYB 36	Motion Control	KYB 36 Plus	KYB 36	KYB 36	Motion Control	
KYB Pro 40 EA-3	KYB 36	KYB 36	KYB Pro 36	ACS (Air Control Suspension)	KYB 36	KYB 36	
850 E-TEC Turbo R 850 E-TEC	600R E-TEC	600 EFI	850 E-TEC 900 ACE Turbo R	900 ACE Turbo R	900 ACE	900 ACE	
36/9.5	36/9.5	36/9.5	42/11.1	42/11.1	42/11.1	36/9.5	
PowderMax: 146 x 16 x 2.0 154 x 16 x 2.5	PowderMax: 146 x 16 x 2.0	PowderMax: 146 x 16 x 2.0	Cobra WT: 154 x 20 x 1.8	Silent Cobra WT: 154 x 20 x 1.5 Silent Ice Cobra WT: 154 x 20 x 1.5 opt.	Silent Cobra WT: 154 x 20 x 1.5 Silent Cobra SWT: 154 x 24 x 1.5 opt.	Charger: 154 x 18 x 1.5	
1,000/39 (adjustable)	1,000/39 (adjustable)	1,000/39 (adjustable)	1,000/39 (adjustable)	1,000/39 (adjustable)	1,000/39 (adjustable)	1,000/39 (adjustable)	
3,174/125 [146 in.] 3,284/129.3 [154 in.]	3,174/125	3,174/125	3,293/129.6	3,256/128.2	3,256/128.2	3,309/130.3	
1,160 / 45.7 (adjustable, 39 in.)	1,160/45.7 (adjustable)	1,160/45.7 (adjustable)	1,140 to 1,180/ 44.9 to 46.5	1,200 to 1,240/ 47.7 to 48.8	1,200 to 1,240/ 47.7 to 48.8	1,140 to 1,180/ 44.9 to 46.5	
1,283/50.5	1,283/50.5	1,283/50.5	1,280/50.4	1,513/59.6	1,513/59.6	1,513/59.6	
850 E-TEC Turbo R: 226.8 [146 in.] 850 E-TEC: 215.5 [146 in.] 218.6 [154 in.]	212.3	203.2	850 E-TEC: 269 900 ACE Turbo R: 280.8	311.2	20 in. track 303.5 24 in. track 313	250.4	

COMPARATIVE CHART

SPECIFICATIONS	UTILITY			
	TUNDRA	SKANDIC		
				
	LE	LE	SPORT	
COLOR	Black	Black	Neo Yellow	
FEATURES	Platform	REV Gen4	REV Gen4	REV Gen4
	Headlights	Halogen	Halogen	Halogen
	Skis	Pilot DS 2	Pilot 7.4	Pilot 7.4
	Seating	Trail narrow compact	WideTrack 2-up	WideTrack 1-up
	Handlebar	Standard with J-hooks/ Grab handle	Standard with J-hooks/ Grab handle	Standard with J-hooks
	Starter	Electric	Electric	Electric
	Reverse	RER (600 EFI) Mechanical (600 ACE)	Electro-mechanical	RER
	Windshield height (in.)	Medium	Ultra-high with mirrors	Medium
GAUGE	Type	4.5 in. digital	4.5 in. digital	4.5 in. digital
SUSPENSION	Front suspension	LTS	LTS	LTS
	Front shock	Motion Control	Motion Control	Motion Control
	Rear suspension	SC-5U	SC-5U	SC-5U
	Center shock	Motion Control	Motion Control	Motion Control
	Rear shock	KYB 36	KYB 36	KYB 36
ROTAX ENGINE	Engine	600 EFI 600 ACE	900 ACE	600 EFI
	Fuel tank (L / US gal)	36 / 9.5	42 / 11.1	42 / 11.1
TRACK	Length x Width x Profile (in.)	Charger: 154 x 16 x 1.5	Silent Cobra WT: 154 x 20 x 1.5 Silent Cobra SWT: 154 x 24 x 1.5	Utility WT: 154 x 20 x 1.25
OVERALL DIMENSIONS (mm/in.)	Ski stance	813/32	889/35	889/35
	Length	3,259/129.3	3,222/126.9	3,259/129.3
	Width	994/39.1	1,089/42.8	1,089/42.8
	Height	1,513/59.6	1,513/59.6	1,369/53.9
ESTIMATED DRY WEIGHT	By engine (kg)	600 EFI: 222.7 600 ACE: 233.6	20 in. track 292.6 24 in. track 302.1	254



ACCESSORIES

// ACCESSORIES

35	<i>PLATFORM/ACCESSORY FIT GUIDE</i>	83	<i>SLEIGH, RACKS & HOLDERS</i>
36	<i>LinQ ACCESSORIES</i>	86	<i>PROTECTION & REINFORCEMENT</i>
44	<i>FUEL & OIL CADDIES</i>	90	<i>TOE-HOLDS, FOOTRESTS & KNEE PADS</i>
44	<i>STORAGE</i>	92	<i>SUSPENSION & SHOCK KITS</i>
55	<i>SEATS & BACKRESTS</i>	94	<i>PREFILTERS & VENT KITS</i>
61	<i>MIRRORS</i>	96	<i>COOLING & LUBRICATION</i>
62	<i>WINDSHIELDS & WIND PROTECTION</i>	97	<i>LED LIGHTS</i>
70	<i>YOUTH</i>	99	<i>ELECTRICAL</i>
71	<i>HANDGUARDS & HANDLEBAR</i>	103	<i>COVERS & TRAILERING</i>
74	<i>ADJUSTABLE RISERS & EXTENSION KITS</i>	106	<i>GARAGE & TRUCK SLED DECKS</i>
76	<i>BUMPERS, HITCHES & WINCHES</i>		

SKI-DOO ACCESSORIES LIMITED WARRANTY*

// 2-YEAR ON BRP ACCESSORIES

*Purchased at an authorized BRP dealership/distributor or on a BRP-authorized online store. Other exclusions may apply, see complete limited warranty or contact your Ski-Doo authorized dealer. Unless otherwise stipulated or required by law, this limited warranty does not apply to factory-installed accessories.

GET THE RIGHT ACCESSORIES FOR YOUR SLED

You'll see a list of platforms like REV Gen5 and REV Gen4 (Narrow and Wide), REV-XP, REV-XS, REV-XM and REV-XU after the descriptions in this catalog—these indicators tell you which accessories fit your snowmobile.

Use this chart to find the platform you're riding and choose the right items to personalize your ride.



REV GEN5 (NARROW)



REV GEN5 (WIDE)

2025

MODEL	ENGINE	PLATFORM
BACKCOUNTRY™		
Sport	600 EFI	REV Gen4 (Narrow)
X-RS® Adrenaline®	850 E-TEC Turbo R, 600R E-TEC	REV Gen5 (Narrow)
EXPEDITION®		
LE 24"	All	REV Gen4 (Wide)
LE 20" SE 20" Xtreme™ 20"	All	REV Gen4 (Wide)
Sport	All	REV Gen4 (Wide)
FREERIDE™		
	All	REV Gen5 (Narrow)
GRAND TOURING		
Sport	600 ACE	REV Gen4 (Wide)
MXZ®		
X-RS® with Competition Package X-RS®	850 E-TEC Turbo R, 850 E-TEC, 600R E-TEC	REV Gen5 (Narrow)
Sport Neo+	600 EFI	REV Gen4 (Narrow)
RENEGADE®		
X-RS® Adrenaline®	900 ACE, 900 ACE Turbo R	REV Gen5 (Wide)
Sport	600 ACE	REV Gen4 (Wide)
SKANDIC®		
LE 24"	All	REV Gen4 (Wide)
LE 20" Sport 20"	All	REV Gen4 (Wide)
SUMMIT®		
Neo Neo+	600 EFI	REV Gen4 (Narrow)
X® with Expert Package Adrenaline® with Edge Package Adrenaline®	All	REV Gen5 (Narrow)
TUNDRA™		
LE	All	REV Gen4 (Wide)

2024

MODEL	ENGINE	PLATFORM
BACKCOUNTRY™		
Sport	600 EFI	REV Gen4 (Narrow)
X-RS® Adrenaline®	850 E-TEC, 600R E-TEC	REV Gen5 (Narrow)
EXPEDITION®		
LE	All	REV Gen4 (Wide) 24"
LE SE Xtreme™	All	REV Gen4 (Wide) 20"
Sport	All	REV Gen4 (Wide)
FREERIDE™		
	All	REV Gen5
GRAND TOURING		
Sport	900 ACE, 600 ACE	REV Gen4 (Wide)
MXZ®		
X-RS® with Competition Package X-RS®	850 E-TEC Turbo R, 850 E-TEC, 600R E-TEC	REV Gen5 (Narrow)
Sport Neo Neo+	600 EFI	REV Gen4 (Narrow)
RENEGADE®		
X-RS® Adrenaline®	900 ACE, 900 ACE Turbo R	REV Gen5 (Wide)
Sport	600 ACE	REV Gen4 (Narrow)
SKANDIC®		
LE	All	REV Gen4 (Wide) 24"
LE Sport	All	REV Gen4 (Wide) 20"
SUMMIT®		
Neo Neo+	600 EFI	REV Gen4 (Narrow)
X® with Expert Package Adrenaline® with Edge Package Adrenaline®	All	REV Gen5
TUNDRA™		
LE Sport	All	REV Gen4 (Wide)

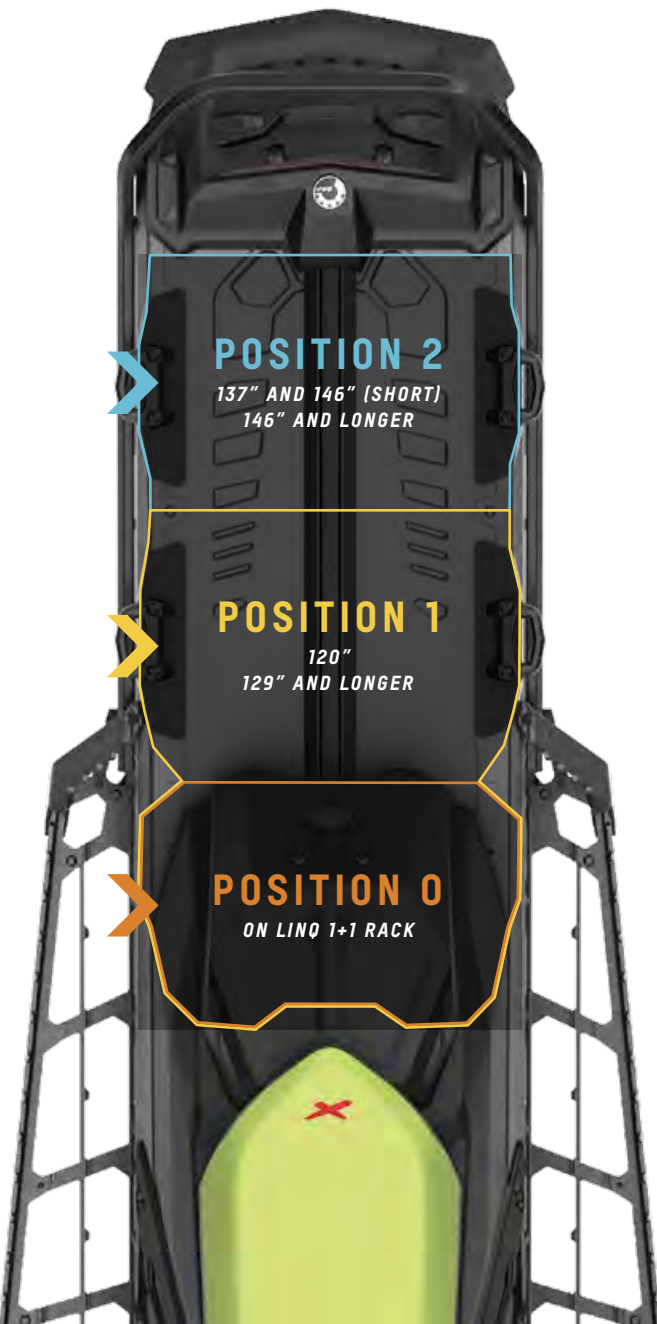
LinQ SYSTEM ACCESSORIES

// FAST, EASY AND SECURE

A BRP EXCLUSIVE, LinQ IS A TOOLLESS SYSTEM FOR NEAR-INSTANT INSTALLATION OF ACCESSORIES.

- LinQ accessories to transform your machine to fit the moment.
- No tools needed: quickly install and remove accessories by hand.
- Stylish, fully integrated solution to your cargo needs.
- Sturdy mounting system that holds up in every terrain.

16 INCH TUNNEL POSITIONS



POSITION 2

137" AND 146" (SHORT)
146" AND LONGER


POSITION 1

120"
129" AND LONGER

POSITION 0

ON LINQ 1+1 RACK

LinQ is the industry standard in fast, secure and easy accessory attachment. Here's how you can use multiple LinQ items together to create the perfect ride.

SIMPLE LinQ		LinQ OIL CADDY – 3.78 L 860202445
		LinQ FUEL CADDY – 11 L 860202247
		LinQ STACKABLE FUEL CADDY – 14.5 L 860202246
		LinQ FUEL CADDY – 20 L 715007822
		LinQ SPORT BAG – 17 L 860202447
		LinQ SR21 TUNNEL BAG – 21 L 860202449
		LinQ DEEP SNOW PRO LIGHTWEIGHT BAG – 26 L 860202620
		LinQ DEEP SNOW BAG – 26 L 860202787
		LinQ DEEP SNOW PRO BAG – 30 L 860202456
		LinQ TRAIL PRO BAG – 30 L 860201986
		LinQ ROLL-TOP BAG – 40 L 715008110
		LinQ URBAN BAG – 40 L 219401026
		LinQ MODULAR CARGO BOX – 10 L 715005494
		LinQ THERMAL BOX – 16 L 219400964
	LinQ TOOL BOX – 19 L 715008111	
	LinQ UNIVERSAL RACK 860202208	

16 INCH – REV GEN5 AND REV GEN4 VEHICLE TUNNEL CONFIGURATIONS

	POSITION 0	POSITION 1		POSITION 2		ON TOP OF LINQ STACKABLE FUEL CADDY – 14.5 L	FIT BEHIND POSITION 1 ACCESSORY ON THE POSITION 2
	ON LINQ 1+1 RACK	120"	129" AND LONGER	137" AND 146" (SHORT)	146" AND LONGER		
	NO	YES	YES	YES	YES	YES	860202445 860202456 860201986 860202620 860202451 860202208
	NO	YES	YES	EXCEEDS MAX CAPACITY		NO	860202445 860202451 860202208
	NO	YES	YES	EXCEEDS MAX CAPACITY		NO	860202445 860202451 860202447 860202208
	EXCEEDS MAX CAPACITY	EXCEEDS MAX CAPACITY		EXCEEDS MAX CAPACITY		EXCEEDS MAX CAPACITY	EXCEEDS MAX CAPACITY
	YES	YES	YES	YES	YES	YES	860202445 860202456 860201986 860202620 860202451 860202447 860202208
	YES	YES	YES*	YES	YES	YES*	860202445
	YES	NO	YES	NO	YES	YES	860202445 860202451 860202447
	YES	NO	YES	NO	YES	YES	860202445 860202451 860202447
	YES	NO	YES	NO	YES	YES	860202445 860202451 860202447
	YES	NO	YES	NO	YES	YES	860202445 860202451 860202447
	YES	NO	YES	NO	YES	YES*	NO
	YES	NO	YES	NO	YES	YES*	860202445 860202456 860201986 860202620 860202451 715005494 860202447 860202208
	NO	NO	YES	NO	YES	NO	860202445 860202456 860201986 860202620 860202451 860202447 860202208
	NO	NO	YES*	EXCEEDS MAX CAPACITY		NO	860202445 860202451 860202447 860202208
	NO	NO	YES*	EXCEEDS MAX CAPACITY		NO	860202445 860202456 860201986 860202620 860202451 860202447 860202208
	NO	YES	YES	YES	YES	NO	860202445 860202456 860201986 860202620 860202451 715008110 715005494 860202449 860202447 219401026 860202208


*Not compatible with 1+1 Rack and Trail LinQ 1+1 Seat with Backrest. See more on next pages.



STACKABLE LinQ DECK ACCESSORY COMPATIBILITY CHART

Level up and double your storage with the Stackable LinQ Deck. Carries up to 50 lb. (22 kg) of gear by duplicating positions 1 and 2 of the tunnel area 14.75" (375 mm) above it. The composite construction uses steel, aluminum and polypropylene in a robust design for long life. When the secure latch system is released the deck is held open by a gas strut for easy access to the cargo below it. Depending on seat configuration, accessories can be left on the deck when opening.

20" AND 24" TUNNEL POSITIONS ON MULTI LinQ PLATE



DOUBLE LinQ		LinQ SLIM WATERPROOF TUNNEL BAG - 26 L 860202451
		LinQ ADVENTURE TUNNEL BAG - 40 L 860202444
		LinQ CARGO BOX - 40 L 860202442
		LinQ CARGO BOX - 62 L 860202446
		LinQ ADVENTURE CARGO BOX - 90 L 860202448
EDGE MOUNT		LinQ SNOWBOARD/SKI RACK 860202741
		LinQ SADDLEBAG - 23 L 860202621

SIMPLE LinQ		LinQ OIL CADDY - 3.78 L 860202445
		LinQ FUEL CADDY - 11 L 860202247
		LinQ STACKABLE FUEL CADDY - 14.5 L 860202246
		LinQ FUEL CADDY - 20 L 715007822
		LinQ SPORT BAG - 17 L 860202447
		LinQ SR21 TUNNEL BAG - 21 L 860202449
		LinQ DEEP SNOW PRO LIGHTWEIGHT BAG - 26 L 860202620
	LinQ DEEP SNOW PRO BAG - 30 L 860202456	

16 INCH – REV GEN5 AND REV GEN4 VEHICLE TUNNEL CONFIGURATIONS

	POSITION 0 ON LINQ 1+1 RACK	POSITION 1		POSITION 2		ON TOP OF LINQ STACKABLE FUEL CADDY – 14.5 L	FIT BEHIND POSITION 1 ACCESSORY ON THE POSITION 2
		120"	129" AND LONGER	137" AND 146" (SHORT)	146" AND LONGER		
	NO	YES	YES	YES	YES	NO	NO
	NO	YES	YES	YES	YES	NO	NO
	NO	YES	YES	YES	YES	NO	NO
	NO	YES	YES	YES	YES	NO	NO
	NO	YES	YES	YES	YES	NO	NO
	NO	NO	YES	YES	YES	NO	NO
	NO	YES	YES	NO	NO	NO	NO

20 AND 24 INCH – REV GEN5 AND REV GEN4 VEHICLE TUNNEL CONFIGURATIONS

FULL WEIGHT CAPACITY	On LinQ Rear Cargo Rack (860201800)		On Multi LinQ Plate		On Stackable LinQ Deck		FIT BEHIND POSITION 1 ACCESSORY ON THE POSITION 2		
	kg	lb	POSITION 0	POSITION 1	POSITION 2 283 MM AND 350 MM	POSITION 1	POSITION 2 283 MM AND 350 MM	283 MM	350 MM
7.4	16.4	NO	YES	YES	YES	YES	860202445 860202456 860201986 860202620 860202451 860202208	All	
12.7	28.1	NO	NO	YES	YES	YES	860202445 860202451 860202208	All except 860202449	
19.2	42.4	NO	YES	YES	YES	YES	860202445 860202451 860202447 860202208	All except 860202247 and 860202449	
21.7	47.8	NO	YES	YES	YES	YES	NO	All	
4	8.8	YES	YES	YES	YES	YES	860202445 860202456 860201986 860202620 860202451 860202447 860202208	All	
4.2	9.3	NO	NO	YES	YES	YES	860202445	860201774 860202445 860202456 860201986 860202620 860202447 860202208	
6.3	13.8	YES	YES	YES	YES	YES	860202445 860202451 860202447	All	
6.3	13.8	YES	YES	YES	YES	YES	860202445 860202451 860202447	All	

*Not compatible with 1+1 Rack and Trail LinQ 1+1 Seat with Backrest.
See more on next pages.

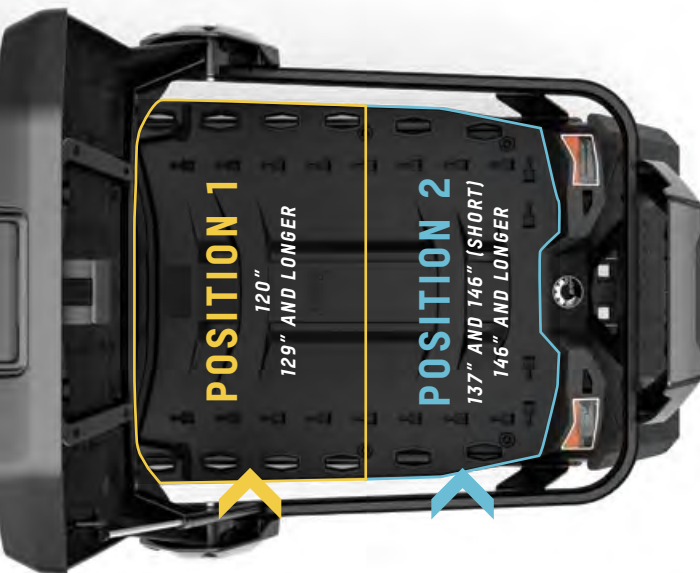
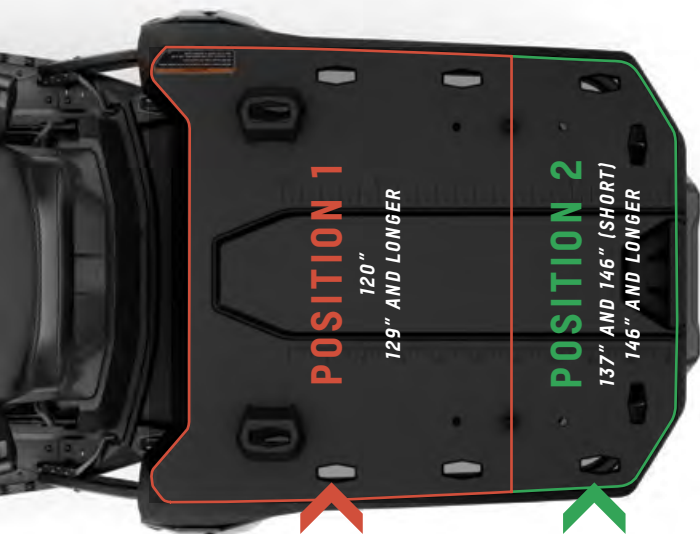


STACKABLE LinQ DECK ACCESSORY COMPATIBILITY CHART

Important:

- Top Deck maximum weight capacity: 50 lb (22 kg)
- Top + bottom maximum weight capacity: 100 lb (44 kg) total
- Loading recommendation: Always position the heaviest accessory closer to the front in position 1 under the deck. The lightest accessories on top of the deck.
- We recommend changing the stock rear springs for stiffer springs when installing the Stackable LinQ Deck

20" AND 24" TUNNEL POSITIONS ON STACKABLE LINQ DECK



SIMPLE LinQ		LinQ TRAIL PRO BAG – 30 L 860201986
		LinQ ROLL-TOP BAG – 40 L 715008110
		LinQ URBAN BAG – 40 L 219401026
		LinQ MODULAR CARGO BOX – 10 L 715005494
		LinQ THERMAL BOX – 16 L 219400964
		LinQ TOOL BOX – 19 L 715008111
		LinQ UNIVERSAL RACK 860202208
DOUBLE LinQ		LinQ SLIM WATERPROOF TUNNEL BAG – 26 L 860202451
		LinQ ADVENTURE TUNNEL BAG – 40 L 860202444
		LinQ CARGO BOX – 40 L 860202442
		LinQ CARGO BOX – 62 L 860202446
		LinQ ADVENTURE CARGO BOX – 90 L 860202448
EDGE MOUNT		LinQ AXE HOLDER 860201854
		CHAIN SAW HOLDER 860201827
		LinQ ICE AUGER HOLDER 860201828
		MULTI-MOUNT HD 2500 WINCH 860202331

20 AND 24 INCH – REV GEN5 AND REV GEN4 VEHICLE TUNNEL CONFIGURATIONS

FULL WEIGHT CAPACITY		On LinQ Rear Cargo Rack (860201800)	On Multi LinQ Plate		On Stackable LinQ Deck		FIT BEHIND POSITION 1 ACCESSORY ON THE POSITION 2	
		POSITION 0	POSITION 1	POSITION 2 283 MM AND 350 MM	POSITION 1	POSITION 2 283 MM AND 350 MM	283 MM	350 MM
kg	lb							
6.3	13.8	YES	YES	YES	YES	YES	860202445 860202451 860202447	All
6.1	13.5	NO	YES	YES	YES	YES	NO	860201774 860202445 860202456 860201986 860202447 860202208
6.9	15.3	NO	YES	YES (except 350 mm)	YES	YES	860202445 860202456 860201986 860202620 860202451 715005494 860202447 860202208	All
12	26.4	NO	YES	YES	YES	YES	860202445 860202456 860201986 860202620 860202451 860202447 860202208	All
19.9	43.8	NO	YES	YES (except 350 mm)	YES	YES	860202445 860202451 860202447 860202208	All
12.1	26.6	NO	YES	YES	YES	YES	860202445 860202456 860201986 860202620 860202451 860202447 860202208	All
15.8	37.6	NO	YES	YES	YES	YES	860202445 860202456 860201986 860202620 860202451 715008110 715005494 860202449 860202447 219401026 860202208	All
5.2	11.5	NO	YES	YES	YES	YES	NO	NO
7.7	17	NO	YES	YES	YES	YES	NO	NO
17.8	38.9	NO	YES**	YES**	YES	YES	NO	NO
19.8	43.7	NO	YES**	YES**	YES	YES	NO	NO
23.5	51.8	NO	YES**	YES**	EXCEEDS MAX CAPACITY	EXCEEDS MAX CAPACITY	NO	NO
58.2	128.3	NO	YES**	YES**	EXCEEDS MAX CAPACITY	EXCEEDS MAX CAPACITY	NO	NO
0.4 + AXE WEIGHT	0.9 + AXE WEIGHT	SIDE ACCESSORY	BOTH SIDES	BOTH SIDES	BOTH SIDES	BOTH SIDES		
4.4 + CHAINSAW WEIGHT	9.7 + CHAINSAW WEIGHT	REAR ACCESSORY	REAR**	REAR**	REAR**	REAR**		
4.4 + AUGER WEIGHT	9.7 + AUGER WEIGHT	SIDE ACCESSORY	RIGHT SIDE	RIGHT SIDE	RIGHT SIDE	RIGHT SIDE		
13.1	29	SIDE ACCESSORY	LEFT SIDE	LEFT SIDE	LEFT SIDE	LEFT SIDE		

**Not compatible with Stackable LinQ Deck



LinQ ACCESSORY REQUIREMENT CHART

COMPATIBILITY / REQUIREMENTS			
REV GEN5, REV GEN4 16"		REV GEN4 20" - 24"*	
2022 AND UP	2021 AND PRIOR	2025 AND PRIOR	

LinQ ACCESSORIES WITH 16" BASE

LinQ anchors mounted 16 inches apart, center-to-center.
Can be used on Can-Am ATV and SSV vehicles, Sea-Doo watercraft and Ski-Doo snowmobiles.

LinQ OIL CADDY – 3.78 L 860202445	LinQ Cargo Base Kit 860201806 <i>(for installation on LinQ Stackable Fuel Caddy or on stackable LinQ accessories)</i>	LinQ Cargo Base Kit 860201806 <i>(for installation on tunnel or on stackable LinQ accessories)</i>	LinQ Cargo Base Kit 860202482 <i>(for installation on tunnel) or 860201806</i> <i>(for installation on stackable LinQ accessories)</i>
LinQ FUEL CADDY – 11 L 860202247	No further requirements	LinQ Cargo Base Kit 860201806 <i>(for installation on tunnel)</i>	LinQ Cargo Base Kit 860202482 <i>(for installation on tunnel)</i>
LinQ STACKABLE FUEL CADDY – 14.5 L 860202246			
LinQ FUEL CADDY – 20 L 715007822	Not compatible	Not compatible	
LinQ SPORT BAG – 17 L 860202447	LinQ Cargo Base Kit 860201806 <i>(for installation on LinQ Stackable Fuel Caddy or on stackable LinQ accessories)</i>	LinQ Cargo Base Kit 860201806 <i>(for installation on tunnel or on stackable LinQ accessories)</i>	LinQ Cargo Base Kit 860202482 <i>(for installation on tunnel) or 860201806</i> <i>(for installation on stackable LinQ accessories)</i>
LinQ SR 21 TUNNEL BAG – 21 L 860202449	LinQ Cargo Base Kit 860201806 <i>(for installation on LinQ Stackable Fuel Caddy or on stackable LinQ accessories)</i>	LinQ Cargo Base Kit 860201806 <i>(for installation on tunnel or on stackable LinQ accessories)</i>	LinQ Cargo Base Kit 860202482 <i>(for installation on tunnel) or 860201806</i> <i>(for installation on stackable LinQ accessories)</i>
LinQ DEEP SNOW PRO LIGHTWEIGHT BAG – 26 L 860202620	LinQ Cargo Base Kit 860201806 <i>(for installation on LinQ Stackable Fuel Caddy or on stackable LinQ accessories)</i>	LinQ Cargo Base Kit 860201806 <i>(for installation on tunnel or on stackable LinQ accessories)</i>	LinQ Cargo Base Kit 860202482 <i>(for installation on tunnel) or 860201806</i> <i>(for installation on stackable LinQ accessories)</i>
LinQ DEEP SNOW BAG – 26 L 860202787	LinQ Cargo Base Kit 860201806 <i>(for installation on LinQ Stackable Fuel Caddy or on stackable LinQ accessories)</i>	LinQ Cargo Base Kit 860201806 <i>(for installation on tunnel or on stackable LinQ accessories)</i>	LinQ Cargo Base Kit 860202482 <i>(for installation on tunnel) or 860201806</i> <i>(for installation on stackable LinQ accessories)</i>
LinQ SLIM WATERPROOF TUNNEL BAG – 26 L 860202451	No further requirements	LinQ Cargo Base Kit 2 X 860201806 <i>(for installation on tunnel)</i>	LinQ Cargo Base Kit 2x 860202482 <i>(for installation on tunnel)</i>
LinQ DEEP SNOW PRO BAG – 30 L 860202456	LinQ Cargo Base Kit 860201806 <i>(for installation on LinQ Stackable Fuel Caddy or on stackable LinQ accessories)</i>	LinQ Cargo Base Kit 860201806 <i>(for installation on tunnel or on stackable LinQ accessories)</i>	LinQ Cargo Base Kit 860202482 <i>(for installation on tunnel) or 860201806</i> <i>(for installation on stackable LinQ accessories)</i>
LinQ TRAIL PRO BAG – 30 L 860201986			
LinQ ROLL-TOP BAG – 40 L 715008110	LinQ Cargo Base Kit 860201806 <i>(for installation on LinQ Stackable Fuel Caddy or on stackable LinQ accessories)</i>	LinQ Cargo Base Kit 860201806 <i>(for installation on tunnel or on stackable LinQ accessories)</i>	LinQ Cargo Base Kit 860202482 <i>(for installation on tunnel) or 860201806</i> <i>(for installation on stackable LinQ accessories)</i>
LinQ URBAN BAG – 40 L 219401026	LinQ Cargo Base Kit 860201806 <i>(for installation on LinQ Stackable Fuel Caddy or on stackable LinQ accessories)</i>	LinQ Cargo Base Kit 860201806 <i>(for installation on tunnel or on stackable LinQ accessories)</i>	LinQ Cargo Base Kit 860202482 <i>(for installation on tunnel) or 860201806</i> <i>(for installation on stackable LinQ accessories)</i>
LinQ ADVENTURE TUNNEL BAG – 40 L 860202444	No further requirements	LinQ Cargo Base Kit 2 X 860201806 <i>(for installation on tunnel)</i>	LinQ Cargo Base Kit 2x 860202482 <i>(for installation on tunnel)</i>
LinQ MODULAR CARGO BOX – 10 L 715005494		LinQ Cargo Base Kit 860201806 <i>(for installation on tunnel)</i>	LinQ Cargo Base Kit 860202482 or 860201806 <i>(for installation on tunnel)</i>
LinQ THERMAL BOX – 16 L 219400964		LinQ Cargo Base Kit 860201806 <i>(for installation on tunnel)</i>	LinQ Cargo Base Kit 860202482 <i>(for installation on tunnel)</i>
LinQ TOOL BOX – 19 L 715008111			
LinQ CARGO BOX – 40 L 860202442			
LinQ CARGO BOX – 62 L 860202446		LinQ Cargo Base Kit 2 X 860201806 <i>(for installation on tunnel)</i>	LinQ Cargo Base Kit 2x 860202482 <i>(for installation on tunnel)</i>
LinQ ADVENTURE CARGO BOX – 90 L 860202448			
SLIM TUNNEL BAG WITH SOFT STRAPS – 15 L 860202440		LinQ Cargo Base Kit 2 X 860201806 <i>(for installation on tunnel)</i>	LinQ Cargo Base Kit 2x 860202482 <i>(for installation on tunnel)</i>
LinQ SNOWBOARD/SKI RACK 860202741		LinQ Cargo Base Kit 860201806 <i>(for installation on tunnel)</i>	Not compatible
TUNNEL BACKPACK WITH LinQ SOFT STRAP – 28 L 860200939		LinQ Cargo Base Kit 2 X 860201806 <i>(for installation on tunnel)</i>	LinQ Cargo Base Kit 2x 860202482 <i>(for installation on tunnel)</i>

LinQ RACKS & HOLDERS

LinQ UNIVERSAL RACK 860202208	No further requirements	LinQ Cargo Base Kit 860201806 <i>(for installation on tunnel)</i>	LinQ Cargo Base Kit 860202482 <i>(for installation on tunnel)</i>
LinQ TOOL HOLDER 860201846			

*Skandic Sport 2022 and 2021 may have specific requirements. Please refer to product descriptions.

COMPATIBILITY / REQUIREMENTS			
	RADIAN LYNX	REV-XM, REV-XS, REV-XP, REV-XU 16"	REV-XU 20" - 24"
2022 AND UP			
	LinQ Cargo Base Kit 860201806 <i>(for installation on LinQ Stackable Fuel Caddy or on stackable LinQ accessories)</i>	LinQ Cargo Base Kit 860201806	LinQ Adaptor Plate 860200945 and LinQ Cargo Base Kit 860201806
	No further requirements	LinQ Cargo Base Kit 860201806 and Shim Kit 860201432	
	Not compatible	Not compatible	
	LinQ Cargo Base Kit 860201806 <i>(for installation on LinQ Stackable Fuel Caddy or on stackable LinQ accessories)</i>	LinQ Cargo Base Kit 860201806 <i>(Not compatible with REV-XU)</i>	Not compatible
	LinQ Cargo Base Kit 860201806 <i>(for installation on LinQ Stackable Fuel Caddy or on stackable LinQ accessories)</i>	LinQ Cargo Base Kit 860201806 and Shim Kit 860201432	LinQ Adaptor Plate 860200945 and LinQ Cargo Base Kit 860201806
	LinQ Cargo Base Kit 860201806 <i>(for installation on LinQ Stackable Fuel Caddy or on stackable LinQ accessories)</i>	LinQ Cargo Base Kit 860201806 and Shim Kit 860201432	LinQ Adaptor Plate 860200945 and LinQ Cargo Base Kit 860201806
	No further requirements	Not compatible	Not compatible
	LinQ Cargo Base Kit 860201806 <i>(for installation on LinQ Stackable Fuel Caddy or on stackable LinQ accessories)</i>	LinQ Cargo Base Kit 860201806 and Shim Kit 860201432	LinQ Adaptor Plate 860200945 and LinQ Cargo Base Kit 860201806
	LinQ Cargo Base Kit 860201806 <i>(for installation on LinQ Stackable Fuel Caddy or on stackable LinQ accessories)</i>	LinQ Cargo Base Kit 860201806 and Shim Kit 860201432	LinQ Adaptor Plate 860200945 and LinQ Cargo Base Kit 860201806
	No further requirements	Not compatible	Not compatible
	LinQ Cargo Base Kit 860201806	LinQ Cargo Base Kit 860201806 and Shim Kit 860201432	LinQ Adaptor Plate 860200945 and LinQ Cargo Base Kit 860201806
	No further requirements		
	No further requirements		
	No further requirements		
	No further requirements		
	No further requirements		
	No further requirements		
	No further requirements	REV-XM requires LinQ Cargo Base Kit 2x 860201806 <i>(Not compatible with REV-XU, REV-XP and REV-XS)</i>	
	No further requirements	Not compatible	
	No further requirements	REV-XM requires LinQ Cargo Base Kit 2x 860201806 <i>(Not compatible with REV-XU, REV-XP and REV-XS)</i>	
	No further requirements	LinQ Cargo Base Kit 2x 860201806 <i>(Not compatible on REV-XS)</i>	
	No further requirements	Not compatible	
	No further requirements	LinQ Cargo Base Kit 2x 860201806 <i>(Not compatible on REV-XS)</i>	
	No further requirements	LinQ Cargo Base Kit 860201806	Not compatible
	No further requirements	LinQ Cargo Base Kit 860201806	LinQ Cargo Base Kit 860201806

FUEL & OIL CADDIES

LinQ OIL CADDY – 3.78 L

REV Gen5, REV Gen4, XS, XM, XR, XP, XU

860202758



- 1 US gallon (3.78 liter) capacity.
- Can be used in position 1 or 2.
- Can be used on top of LinQ Stackable Fuel Caddy.
- Doesn't fit Grand Touring REV-XS.

- See table on pages 88 and 89 for requirements.

LinQ FUEL CADDY – 3.78 L

REV Gen5, REV Gen4, XS, XM, XR, XP, XU

860201774



- 1 US gallon (3.78 liter) capacity.
- Smaller size for less weight.
- Can be used in position 1 or 2 and on top of LinQ Fuel Caddy – 14.5 L.
- Easy pour design for sleds or power tools.

- Doesn't fit Grand Touring REV-XS.

LinQ FUEL CADDY – 11 L

REV Gen5, REV Gen4, XS, XM, XR, XP, XU

860202247



- Quick, easy and secure installation with LinQ system.
- No-spill spout for easy use.
- 3 US gallon (11 L) capacity.
- Meets the new latest Flame Mitigation Device (FMD) standard.

- Doesn't fit Grand Touring REV-XS.
- Cannot be used with Luggage Rack Reinforcement Plates (860200798).
- See table on pages 88 and 89 for requirements.

LinQ STACKABLE FUEL CADDY – 14.5 L

REV Gen5, REV Gen4, XU, XS, XM, XR

860202246



- Quick, easy and secure installation with LinQ system.
- No-spill spout for easy use.
- 3.7 US gallon (14.5 L) capacity.
- Single LinQ tunnel bag or LinQ oil caddy stacks on top for more storage.
- Meets the new latest Flame Mitigation Device (FMD) standard.

- Cannot be used with Luggage Rack Reinforcement Plates (860200798).
- Dimensions: 13" L x 19" W x 9" H.
- See table on pages 88 and 89 for requirements.

LinQ FUEL CADDY – 20 L

Fits all 20" and 24" tunnels

715007822



- Quick, easy and secure LinQ system installation.
- Spill-free spout for easy use.
- 5 US gallon (20 liter) capacity.
- Meets new Flame Mitigation Device (FMD) standard.
- Compatible with the Multi LinQ Plate for 20" and 24" tunnels.

- Not compatible with Ski-Doo 16" tunnels.
- Not compatible with Luggage Rack Reinforcement Plates (860200798).
- Dimensions : 12" L x 19" W x 12" H.
- See table on pages 88 and 89 for requirements.

STORAGE

TUNNEL STORAGE

LinQ SPORT BAG – 17 L









REV Gen5, REV Gen4, XM, XS, XP, XR (except GTX, Grand Touring)

860202447



- 17 liter (4.5 US gallon, 1,037 cu in) capacity.
- Rigid bottom, semi-rigid top.
- Does not fit on REV-XU Tundra with a rack.

- See table on pages 88 and 89 for requirements.

LinQ SR 21 TUNNEL BAG – 21 L	REV Gen5, REV Gen4	860202449	
	<ul style="list-style-type: none"> • Semi-rigid expandable LinQ tunnel bag. • 21 liter (5.5 US gallon, 1,282 cu in) capacity. • Can be installed on top of LinQ Stackable Fuel Caddy or behind seat. • Easy one-second on/off toolless system. • See table on pages 88 and 89 for requirements. 		
NEW LinQ SADDLEBAGS – 23 L	REV Gen5 (except Grand Touring), REV Gen4 16" (except Grand Touring)	860202621	
	<ul style="list-style-type: none"> • Premium semi-rigid saddlebags use an independent LinQ mounting system. • Installed further forward than Position 1. • Easy attachment and removal. • Can be used in conjunction with additional LinQ mounted accessories at the same time. • 6 US gallon (23 liter, 1403 cu in) total capacity. • Brightly colored yellow interior makes it easy to locate objects. 		
LinQ DEEP SNOW PRO LIGHTWEIGHT BAG – 26 L	REV Gen5, REV Gen4 (except MXZ Neo), XU, XS, XM, XR	860202620	
	<ul style="list-style-type: none"> • Lightweight. • Attaches with one set of LinQ fasteners. • Suitable for positions 0, 1, 2 and above the LinQ Fuel Caddy – 14.5 L. • 6.8 US gallon (26 liter) capacity. • Compatible with Cover Lids 860202747, 860202132 and 860202383. • Pocket under the lid for quick and easy access. • Brightly colored interior makes it easy to locate objects. • Removable interior for easy cleaning. • 3 removable dividers to organize cargo. • See table on pages 88 and 89 for requirements. 		
DEEP SNOW PRO LIGHTWEIGHT BAG COVER LID	Fits on LinQ Deep Snow Bag, LinQ Slim Weather Resistant Tunnel Bag, LinQ Deep Snow Pro Bag and LinQ Trail Pro Bag	860202747	
	<ul style="list-style-type: none"> • Replacement Lid for the LinQ Deep Snow Pro Lightweight Bag – 26 L (860202620). • Pocket under the lid for quick and easy access to smaller items. 		
LinQ DEEP SNOW BAG – 26 L	REV Gen5, REV Gen4 (except MXZ Neo), XU, XS, XM, XR	860202787	
	<ul style="list-style-type: none"> • Lightweight. • Attaches with one set of LinQ fasteners. • Suitable for positions 0, 1, 2 and above the LinQ Fuel Caddy – 4 gallons. • 6.8 US Gallons (26 liter) capacity. • Compatible with Cover Lids 860202747, 860202132 & 860202383. • Shovel Holder System on the cover. • Pocket under the lid for quick and easy access. • Brightly colored interior makes it easy to locate objects. • Removable interior for easy cleaning. • 3 removable dividers to organize cargo. • See table on pages 88 and 89 for requirements. 		
DEEP SNOW BAG COVER LID	Fits on LinQ Deep Snow Bag, LinQ Deep Snow Pro Lightweight Bag, LinQ Deep Snow Pro Bag and LinQ Trail Pro Bag	860202789	
	<ul style="list-style-type: none"> • Replacement cover for Deep Snow Bag (860202787). • Improved Shovel holding system on lid. • Mesh pocket under the lid for easy, quick access to smaller items. 		
LinQ SLIM WATERPROOF TUNNEL BAG – 26 L	REV Gen5, REV Gen4 (137" and longer)	860202451	
	<ul style="list-style-type: none"> • Rigid bottom and top design. • Allows storage of removable snow flap. • Waterproof inner roll top. • Shovel can be stored while assembled on top of the bag. • 16 to 26 liter (4.2 to 6.9 US gallon, 976 to 1,587 cu in) capacity. • Fit on the tunnel in positions 1 & 2 and 2 & 3. • See table on pages 88 and 89 for requirements. 		
LinQ DEEP SNOW PRO BAG – 30 L	REV Gen5, REV Gen4 (except MXZ Neo), XU, XS, XM, XR	860202456	
	<ul style="list-style-type: none"> • Watertight (with TiZip)—our highest level of waterproofing. • Lightweight—uses one set of LinQ fasteners. • Fits positions 0, 1, 2 and on top of LinQ Fuel Caddy – 14.5 L. • Expandable 9 to 30 liter (2–6 US gallon, 550–1,831 cu in) capacity. • Improved Shovel Holder System. • Allows storage of LinQ Removable Snowflap between the bag and the cover lid (snowflap must be facing up to not hide rear light). • See table on pages 88 and 89 for requirements. 		
DEEP SNOW PRO BAG COVER LID	Fits on LinQ Deep Snow Bag, LinQ Deep Snow Pro Lightweight Bag, LinQ Deep Snow Pro Bag and LinQ Trail Pro Bag	860202132	
	<ul style="list-style-type: none"> • Replacement cover for Deep Snow Pro Bag. • Improved Shovel Holder System on lid. • Mesh pocket under the lid for easy, quick access to smaller items. 		









TUNNEL STORAGE

LinQ TRAIL PRO BAG – 30 L	REV Gen5, REV Gen4 (except MXZ Neo), XU, XS, XM, XR	860201986	
	<ul style="list-style-type: none"> Premium bag with our highest level of waterproofing. Watertight zipper (TiZip). Map holder and quick access storage compartment on lid. Mesh pocket under the lid for easy, quick access to smaller items. Brightly colored interior makes locating items easier. Lightweight and mounts securely using one set of LinQ anchors. Expandable capacity of 9 to 30 liters [2–6 US gallons, 550–1,831 cu in]. See table on pages 88 and 89 for requirements. 		
TRAIL PRO BAG COVER LID	Fits on LinQ Slim Weather Resistant Tunnel Bag, LinQ Deep Snow Pro Bag and LinQ Trail Pro Bag	860202383	
	<ul style="list-style-type: none"> Replacement cover for Trail Pro Bag. Map holder and quick access storage compartment on lid. Mesh pocket under the lid for easy, quick access to smaller items. 		
LinQ ROLL-TOP BAG – 40 L	REV Gen5, REV Gen4 (except MXZ Neo), XU	715008110	
	<ul style="list-style-type: none"> Fully waterproof roll-top design secures gear tightly. 40 liters [10.6 US gallon, 2,441 cu in] of adjustable capacity. Heavy-duty rigid plastic base. Foam-lined bottom for additional protection. Integrated handle for easy transportation on/off the vehicle. Dimensions: 14" L x 19" W x adjustable H. See table on pages 88 and 89 for requirements. 		
LinQ URBAN BAG – 40 L	REV Gen5, REV Gen4 (except MXZ Neo)	219401026	
	<ul style="list-style-type: none"> Versatile LinQ storage solution with up to 40 liters [10.5 US gallons] of added storage. Heavy-duty construction with high-quality zippers and water resistant outer shell. Easy-access large roll-top opening. Reversible integrated flap with water-resistant storage. Dimensions: 23" L x 14½" W x adjustable H. Integrated vehicle key holder. Waterproof removable liner with integrated pocket and laptop storage. Backpack Option includes adjustable, removable shoulder system, ergo-fitted back padding and lightweight shoulder system design. See table on pages 88 and 89 for requirements. 		
LinQ ADVENTURE TUNNEL BAG – 40 L	REV Gen5, REV Gen4 137" and longer	860202444	
	<ul style="list-style-type: none"> 40 liter [10.6 US gallon, 2,441 cu in] capacity. Thermoformed hard base and semi-rigid sides and top. Cover can be removed for easier access. Multiple compartments, separators and fixation points for hooks or bungee cords. Inside goggle soft pocket. See table on pages 88 and 89 for requirements. 		
SLIM TUNNEL BAG WITH SOFT STRAPS – 15 L	137" and longer with 1-up and 2-up seats (except XU 20" and 24" and XS)	860202440	
	<ul style="list-style-type: none"> Low profile, positioned flat on tunnel, for convenient out-of-the-way storage. Easy-access full wrap-around zipper. Top mount shovel pocket. 15 liter [4 US gallon, 915 cu in] capacity. See table on pages 88 and 89 for requirements. 		
TUNNEL BACKPACK WITH LinQ SOFT STRAP – 28 L	137" and longer	860200939 • Black 860200940 • Orange	
	<ul style="list-style-type: none"> Includes a compartment for the Ski-Doo Shovel (860201919) and 2.8 m Avalanche Probe (520000408) (not included). Quick-disconnect system instantly transforms the bag into a backpack. 28 liter [7.4 US gallon, 1709 cu in] capacity. See table on pages 88 and 89 for requirements. 		
TUNNEL BAG – 25 L	REV-XP, XR, XM, XS, XU	860200826	
	<ul style="list-style-type: none"> Uses our cleat and bag retaining system (Patent USD607,313). Innovative thermoformed tunnel bag, designed for a slick look and rigid structure. Chassis premarked for easier installation of bag on tunnel. 25 liter [6.6 US gallon, 1,526 cu in] capacity. 		

MODULAR TUNNEL BAG EXTENSION – 38 L	REV-XR GTX and Grand Touring, REV-XS Grand Touring	860200173*
	<ul style="list-style-type: none"> Versatile multi-configuration bag. Use alone, with or without Fuel Caddy, or with Semi-Rigid Tunnel Bag (860200174). Installs horizontally or vertically and removes easily. 38 liter [10 US gallon, 2,319 cu in] capacity. 	
TUNNEL BAG – 40 L	REV-XP, XR, XS, XM, XU Tundra	860200824
	<ul style="list-style-type: none"> Includes a compartment for the Ski-Doo Shovel (860201919) (not included). Chassis premarked for easier installation of bag on tunnel. 40 liter [10.6 US gallon, 2,441 cu in] capacity. Extension provides more cargo space when required. 	
CARGO BAG – 80 L	REV Gen5, REV Gen4, XM, XP, XU, Backcountry, Freeride, Renegade, Summit, Tundra, 137" and up	860200801
	<ul style="list-style-type: none"> Rugged all-purpose utility design. Sealed PVC construction. 80 liter [21 US gallon, 4,882 cu in] capacity. Integrated attachment system. Includes rain cover for added resistance to the elements. Can also double as travel/duffle bag. 	
EXTRA LARGE XU BAG – 150 L	REV-XU Skandic, XU Expedition	860201179*
	<ul style="list-style-type: none"> Extra large 150 liter [40 US gallon, 9,154 cu in] capacity bag shaped to fit utility model racks. Weather-resistant polyester, includes compartment organizer. 	
LinQ MODULAR CARGO BOX – 10 L	REV Gen5, REV Gen4 (except MXZ Neo)	715005494
	<ul style="list-style-type: none"> 10 liter [2.6 gallons] of hard-sided modular storage capacity. Heavy duty construction with weather-resistant sealed lid. Stackable with single LinQ bag or additional modular boxes for the ideal storage solution. Dimensions: 19" L x 12½" W x 5" H. See table on pages 88 and 89 for requirements. 	
LinQ THERMAL BOX – 16 L	REV Gen5, REV Gen4 (except MXZ Neo), XM, XS, XP, XU (except Grand Touring)	219400964
	<ul style="list-style-type: none"> Rotomolded design with 16 liter [4.2 US gallon, 976 cu in] capacity. High quality foam insulation for optimal performance hot or cold. Does not fit with 1+1 backrest. Can contain twenty 355 ml cans. Exterior dimensions: 13" L x 20" W x 10" H. Interior dimensions: 9" L x 17" W x 7" H. See table on pages 88 and 89 for requirements. 	
LinQ TOOL BOX – 19 L	REV Gen5, REV Gen4 (except MXZ Neo), XU, XM, XS, XP	715008111
	<ul style="list-style-type: none"> 19 liter [5 US gallon, 1,160 cu in] capacity. Weather-resistant design features a sealed cover. See table on pages 88 and 89 for requirements. 	
CENTER CARGO BOX – 20 L	REV-XU Skandic and Expedition	860200732*
	<ul style="list-style-type: none"> 20 liter [5.28 US gallon, 1,221 cu in] capacity. Easily interchangeable with passenger seat. Provides additional storage space. Can be padlocked. Can be installed in conjunction with Cargo Box (860200395). 	

*While supplies last.

TUNNEL STORAGE

LinQ CARGO BOX – 40 L	Fits 137" and longer [except all XU and XS models]	860202442	
	<ul style="list-style-type: none"> • Rigid molded plastic construction with integrated design. • See table on pages 88 and 89 for requirements. • Provides dry, safe storage. • 40 liter (11 US gallon, 2,441 cu in) capacity. 		
SR50 UTILITY BOX – 50 L	REV Gen4 (Wide) 20" and 24"	860201939	
	<ul style="list-style-type: none"> • Replaces passenger seat in seconds for additional storage. • Quick release straps to easily access storage underneath. • Waterproof to keep your cargo dry. • 50 liter (11 US gallon, 3,052 cu in) capacity. • Works with the 135-liter LinQ Utility Cargo Box (860201781). 		
LinQ CARGO BOX – 62 L	REV Gen5, REV Gen4 137" and up	860202446	
	<ul style="list-style-type: none"> • Standard on Grand Touring Limited model. • See table on pages 88 and 89 for requirements. • Optional LinQ mounts can be added on top for even more capacity. • 62 liter (16.3 gallon, 3,765 cu in) capacity. 		
LinQ CARGO BOX BAG – 62 L	Fits within LinQ Cargo Box (860202446)	860201635	
	<ul style="list-style-type: none"> • Easy to take everything with you on arrival. • 62 liter (16.3 gallon, 3,765 cu in) capacity. 		
LinQ CARGO BOX TOP COVER	Fits with LinQ Cargo Box (860202446)	860201808 • Silver 860201768 • Black	
	<ul style="list-style-type: none"> • Matches the color of the vehicle perfectly. 		
CARGO BOX – 75 L	REV-XU Skandic WT, SWT, Expedition SE, LE, Xtreme MY19 and prior	860200395	
	<ul style="list-style-type: none"> • 75 liter (19.8 US gallon, 4,577 cu in) capacity. • Made of durable polyethylene. • Provides additional secure storage. • Convenient flip top provides easy access to stored goods. • Standard on SE 2019 and prior models. 		
LinQ ADVENTURE CARGO BOX – 90 L	REV Gen5, REV Gen4, XM, 146" and up	860202448	
	<ul style="list-style-type: none"> • Extra large 90 liter (24 US gallon, 1,465 cu in) capacity. • Not compatible with short tunnel. • Uses 16" LinQ mounts in position 1 and 2. • See table on pages 88 and 89 for requirements. • Easy on and off. • 2 LinQ anchors can be added on lid of box to install 16" LinQ accessories or additional storage. • Rugged and tough rotomolded plastic construction. 		
LinQ UTILITY CARGO BOX – 135 L	REV Gen4 20" and 24"	860202085	
	<ul style="list-style-type: none"> • Massive capacity of 135 liters (36 US gallons, 8,238 cu in). • 4 LinQ Anchors (860201806) can be added on lid of box to install 16" LinQ accessories or additional storage. • Slots molded in for plywood dividers. • Rugged and tough rotomolded plastic construction. • Integrated axe and saw holders. • Removable/lockable lid. • Dedicated hooks for bungee cords or elastic net to expand storage capacity on top of the box. • 4 fixation hook points to secure cargo in the box and 4 molded handle features for ease of transportation. • Multi LinQ Plate Retrofit Kit (860202133) required for REV Gen4 Skandic Sport. 		

MULTI LinQ PLATE RETROFIT KIT

Skandic Sport

860202133

- Retrofit to add Multi LinQ Plate on Skandic Sport.
- Allows more LinQ configurations on the tunnel.
- Includes rear double light.

SEAT STORAGE**LinQ DEEP SNOW SEAT BOX**

REV Gen5 (Deep Snow) without electric starter

860202668

- Low-profile integrated storage box utilizing the battery area.
- Added storage capacity of 4.6 L with 10.25" CTD battery.
- 5.5 L added capacity for a vehicle without battery.
- Not compatible with the battery for electric starters.
- Same height as battery cover.
- Allows use of LinQ tunnel accessories.
- Not compatible with 1 + 1 seat.
- Compatible with REV Gen5 (Deep Snow) CVT belt.
- Works with Deluxe Tool Kit (860202029) (not included).

LinQ SEAT BAG – 4 L

REV Gen5 (Trail, Crossover), REV Gen4 (Narrow, except Neo)

860201355

- Integrated storage that stays out of the way.
- 4 liter (1 US gallon, 244 cu in) capacity.
- Easy on/off.
- Can be used with tunnel bags or fuel caddies.
- Vehicles with pull start require the Battery Cover (860201407).
- Thermoformed hard plastic base.

LinQ DEEP SNOW SEAT BAG – 5 L

REV Gen4 Summit and Freeride (without battery)

860201274

- 5 liter (1.3 US gallon, 305 cu in) capacity.
- Improved design with greater capacity than the LinQ Seat Bag (860201355).
- Thermoformed hard plastic base.
- Requires Low Profile Battery Compartment Cover (860201505).

SEAT STORAGE BOX – 6 L

REV Gen5 (Trail, except Grand Touring), REV Gen4 (Narrow)

860202532

- Low-profile integrated storage box utilizing the battery area.
- Added storage capacity of 1.5 L (0.4 US gallon, 916 cu in) with battery and 6 L for a vehicle without the battery.
- Same height as battery cover.
- Rainproof liner included.
- Works with Deluxe Tool Kit (860202029) (not included).
- Allows use of LinQ tunnel accessories.
- Does not work with 1 + 1 seat.

LinQ TRAIL SEAT BAG – 11 L

REV Gen5 (Trail, Crossover), REV Gen4 (Narrow) MXZ, Backcountry and Renegade (except Sport models and MXZ Neo)

860201275

- 11 liter (2.9 US gallon, 671 cu in) capacity.
- Thermoformed hard plastic base, semi-rigid sides and top.
- Vehicles with pull start require the Battery Cover (860201407).

COMBO BAG – 30 L

REV Gen4 (Wide) Renegade (except Renegade Sport)

860201821

- Works with Comfort Seat (REV Gen4 (Wide)).
- 30 liter (6 US gallon, 1,831 cu in) capacity.
- Provides additional storage while not using any tunnel space.
- Compatible with LinQ tunnel accessories.
- Multiple compartments with easy access.
- Thermoformed hard plastic base, semi-rigid top and sides.
- Waterproof inner lining.

COMBO BAG – 31 L

REV Gen5 (Trail), REV Gen4 (Narrow), MXZ, Backcountry and Renegade (except Sport and Neo models)

860201475

- 31 liter (8.2 US gallon, 1,892 cu in) capacity.
- Multiple compartments with easy access.
- Thermoformed hard plastic base, semi-rigid top and sides.
- Vehicles with pull start require the Battery Cover (860201407).

SEAT STORAGE

NEW UNDER-SEAT STORAGE BAG
- 11 L

REV Gen4 (Wide) 20" and 24"

860202767



- Installs inside the 4 US gallon (15 liter, 915 cu in) underseat storage that comes stock on 20" and 24" models.
- 3 US gallon (11 liter, 671 cu in) capacity.
- Insulated to protect from outside temperatures.
- Durable polyester construction.
- Integrated handles make transportation easy.

UNDER-SEAT STORAGE BAG

REV-XU Skandic and Expedition

860201063*



- Padded bag protects your items and makes them easy to transport.

BATTERY COVER

REV Gen4 16" without battery¹

860201720

REV Gen5 (Trail, Crossover), REV Gen4 16" with battery²

511001210



- Stock on REV Gen4 (Wide).
- ¹Support bracket and plastic cover included.
- ²Plastic cover included.
- Required when installing Comfort Seat (860201551, 860201633) on REV Gen5 (Trail) and REV Gen4 (Narrow).

BATTERY COVER

REV Gen4 16" (Narrow) without battery¹

860201407

REV Gen5 (Trail, Crossover), REV Gen4 16" with battery²

511001053



- Use in conjunction with LinQ Seat Bag (860201355), LinQ Trail Seat Bag (860201275), LinQ Combo Bag (860201475) or LinQ 1 + 1 Seat System (860202348) on models without a battery.
- Stock on REV Gen5 (Trail) and REV Gen4 (Narrow) with battery.
- ¹Support bracket and plastic cover included.
- ²Plastic cover included.

LOW PROFILE BATTERY COMPARTMENT COVER

REV Gen4 16" without battery

860201505



- Required for REV Gen4 sleds without battery for LinQ Deep Snow Seat Bag (860201274) and for improved aesthetics.

DELUXE TOOL KIT

860202029



- Casing fits perfectly in Seat Storage Box with or without battery (860202532).
- Features high-quality tools.
- Includes:
 - Stainless steel open end/ring end wrenches; 8-10mm, 10-13mm, 12-14mm, 15-17mm, 16-19mm.
 - ¼ drive ratchet with 4" extension, hexagonal 8 - 10 - 13 - 16, Torx 25 - 30 - 40, Allen 4 - 6 - 8 and Phillips #2.
 - Long nose vise-grip.
 - Spring hook tool.

FRONT STORAGE


NEW SOFT GLOVE BOX EXTENSION

REV Gen5 (Deep Snow)

860202857



- Increases stock storage volume by about 30%.
- 4.8 liter (1.3 US gallon, 293 cu in) capacity.
- Easier on your personal items than the stock glovebox.
- Can be used with or without Low Windshield (860202602).
- Brightly colored yellow interior makes it easy to locate objects.
- Water resistant.
- Includes an inside cellphone pouch.
- Compatible with USB Intelligent Power Outlet Kit (860202433) and 12-Volt Power Outlet Kit (860201423).
- Easy installation by removing the stock glovebox lid.

GLOVEBOX EXTENSION / GPS SUPPORTREV Gen5 (Trail, Crossover)
REV Gen5 (Deep Snow)**860202436** • 5 liter (1.3 US gallon)
860202501 • 6 liter (1.6 US gallon)

860202436

860202501

- Increases storage by an additional capacity.
- Door allows for perfect positioning and mounting of GPS.
- Replaces stock storage compartment cover.
- Can be used with or without windshield.
- Garmin Zumo 590 GPS sold separately.
- Ready to receive Cellphone Holder (860202372).

GLOVEBOX EXTENSION / GPS SUPPORT

REV Gen4

860201249

- Doubles the storage with additional 4 liter (1 US gallon, 244 cu in) capacity.
- Can be used with or without windshield.
- GPS sold separately.
- Door allows for perfect positioning and mounting of GPS.
- Replaces stock storage compartment cover.
- Not compatible with Summit and Freeride with one-piece lightweight hood.

CELLPHONE HOLDER

REV Gen5, REV Gen4

860202372

- New design is independent of the Glove Box Extension door.
- Water-resistant door allows for perfect phone positioning.
- Heating element preserves cellphone battery longer.
- Features capacitive and resistive touchscreen technology.
- Spring system in back plate automatically adjusts for thickness.
- Fits all cellphones within 7.2" (185 mm) x 3.3" (85 mm) x 0.6" (15 mm) dimensions.
- Works with almost all charger wires.
- Does not include cellphone or charging wires.
- Can be used with or without windshield.
- Requires Glovebox Extension (860202436, 860202501 or 860201249) depending on the vehicle.
- USB Intelligent Power Outlet Kit (860202433) required to charge cellphone.
- Requires Harness (515178153) for installation on REV Gen4.

GLOVEBOX REPLACEMENT DOOR / CELLPHONE HOLDER

Fits with Glovebox Extension (860201249)

860202169

- Replacement door to update Glovebox Extension with a Cellphone Holder.
- Door allows for perfect positioning and mounting of a cell phone.
- Cellphone heater included.
- Requires USB Intelligent Power Outlet Kit (860202433) and Harness Extension for Cellphone Holder and USB Plug (515178153) for installation.
- For screen size up to 6.4" (16.26 cm) x 3.3" (8.38 cm).
- Works with capacitive and resistive touch screen technology.

GLOVEBOX EXTENSION / CELL PHONE HOLDER

REV Gen4

860202072

- Doubles the storage with additional 3.5 liter (0.9 US gallon, 211 cu in) capacity (includes Glovebox Extension (517305966)).
- Can be used with or without windshield.
- Door allows for perfect positioning and mounting of a cellphone.
- Cellphone heater included.
- Requires USB intelligent Power Outlet Kit (860202433) and Harness Extension for Cellphone Holder and USB plug (515178153) for installation.
- For screen size up to 6.4" (16.26 cm) x 3.3" (8.38 cm).
- Fits all cellphones with a 6.4" screen or smaller.
- Works with capacitive and resistive touch screen technology.
- Not compatible with Summit and Freeride with one-piece lightweight hood.
- Does not include cellphone.

HARNESS EXTENSION FOR USB PLUG

REV Gen4

515178153

- Required for USB Intelligent Power Outlet Kit (860202433) when installed on REV Gen4 models.

GLOVEBOX FOR ONE-PIECE LIGHTWEIGHT HOODREV Gen4 Summit and Freeride (2020-2021), Summit Expert (2022) with one-piece lightweight hood
REV Gen4 Summit and Freeride (2022) with one-piece lightweight hood**860202193**
860202572

- Adds storage to one-piece lightweight hoods.
- Provides an additional 4.6 liter (1.2 gallon, 280 cu in) capacity.
- Approximately 2 water bottles or 2 pairs of goggles.
- Easy-access for smaller items.
- Bright yellow interior to find objects easier.
- Water-resistant.
- Includes new mount to reposition the factory gauge.
- Works with a windshield or deflector.
- Compatible with USB intelligent Power Outlet Kit (860202433) and 12-Volt Power Outlet Kits (860201423).


FRONT STORAGE

DASHBOARD BAG – 2 L	REV-XP	860201176	
	<ul style="list-style-type: none"> • Easy-access bag designed to provide extra storage. • 2 liter (0.5 US gallon, 116 cu in) capacity. 		
GLOVEBOX LINER	REV Gen4	860201270	
	<ul style="list-style-type: none"> • Thermoformed liner has a soft finish interior. • Features one pocket to separate items. 		
10.25 IN. COLOR TOUCHSCREEN DISPLAY PROTECTOR	Vehicle equipped with 10.25 in. Color Touchscreen Display	860202680	
	<ul style="list-style-type: none"> • Provides additional protection for the digital display 10.25 in. touchscreen. • Protects from scratches caused by ice, rocks, branches or other small debris. • Anti-glare treatment to ensure good visibility. • Includes cleaning tools: wet wipe, dry wipe, dust absorber and soft cloth. 		
RISER BLOCK BAG	REV Gen5 (Deep Snow), REV Gen4 with 165 mm riser and longer, REV-XM, XP, XR, XU Tundra	860201550 • Short	
	<ul style="list-style-type: none"> • Innovative 2-pocket carry bag for secure storage around the steering riser block. • 3W heated insulated pocket design reduces the chance of water bottles freezing and increases the battery life of small electronic equipment. • Includes RCA adaptor kit. • Requires Heated Visor Kit (860201234) for REV-XU, XM, XS, XP, XR, (860201283) for REV Gen4 and (860202338) for REV Gen5, sold separately. 		
OIL SUPPORT CADDY/GOGGLE BAG	REV-XM, XS	860200614	
	<ul style="list-style-type: none"> • Multi-purpose bag. • Allows you to easily access and carry an extra liter of XPS oil or a spare set of goggles. • Installs conveniently on top of the CVT cooling system. • Models without E-TEC engine need the Acoustic Plate (512060847). 		
GOGGLE DRYING BAG	REV Gen4 (Narrow)	860201691	
	<ul style="list-style-type: none"> • Designed specifically for a spare set of goggles. • Under hood heat clears and dries wet fogged goggles. • Protects goggles during the ride. 		
HANDLEBAR BAG – 2 L	REV Gen5 (Trail, Crossover), REV Gen4 without mountain strap (except Neo)	860201565*	
	<ul style="list-style-type: none"> • 2.3 liter (0.6 US gallon, 122 cu in) capacity. • Semi-rigid construction. • Mounted sturdily with clamp setup. • Can be removed easily with vehicle's tool. • Inside soft liner. • Water-resistant. • Thermoformed hard plastic base. • Features a pocket to separate items. 		

*While supplies last.

3W HEATER FOR BAGS

515176786



- Replacement or additional heater for heated bags.

LinQ ACCESSORIES AND REPLACEMENT PARTS FOR LinQ STORAGE ACCESSORIES**LinQ LOCK**

860201968 • Pack of 1 with 2 keys

860202478 • Pack of 2 with 4 keys



- Simple way to lock most LinQ accessories in place.
- Retrofits most LinQ accessories.
- Lock cover prevents snow and ice build-up.
- Not compatible with LinQ Tool Holder, LinQ Working Light, LinQ 4.2 US Gal (16 L) Cooler and LinQ Tool Box.

LinQ FASTENER

715001707



- Works with LinQ Snowboard/Ski Rack (860202741) and LinQ Saddlebags (860202621).
- Toolless installation and removal.
- Sold in pairs.

LinQ CARGO BASE KIT

860201806



- Unique mounting fastener usable on any LinQ System accessory.
- Includes: 2 cargo LinQ bases and hardware.

LinQ CARGO BASE KIT

REV Gen4 (Wide) 20" and 24" equipped with the Multi LinQ Plate

860202482



- Unique mounting fastener usable on any LinQ System accessory.
- Includes: 2 cargo LinQ bases and hardware for Multi LinQ Plate (860202133).

LinQ CARGO BASE RETROFIT KIT

REV Gen4 (Wide) 20" and 24" equipped with the Multi LinQ Plate

860201812



- Hardware to fit LinQ Cargo Base Kit on 20" and 24" tunnels with Multi LinQ Plate Retrofit Kit (860202133).

LinQ PROTECTIVE DECAL KIT

REV Gen5, Summit Neo

516010972

REV Gen4 (except Neo)

516008589



- Durable Lexan¹ decals to protect your tunnel.
- 2 decals included.

LinQ PROTECTIVE DECAL KIT


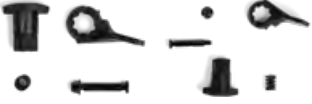


REV-XS, XM, XP, XU Tundra

860200767



- Replacement item on model years 2013 and up but required for using the LinQ accessories on model years 2012 and prior.
- 2 decals included.

LINQ ACCESSORIES AND REPLACEMENT PARTS FOR LINQ STORAGE ACCESSORIES

BASE PLATE <i>[Not illustrated]</i>	LinQ Stackable Fuel Caddy – 14.5 L • Replacement part for LinQ Stackable Fuel Caddy – 4 Gallons.	860202530	
BASE PLATE <i>[Not illustrated]</i>	LinQ Fuel Caddy – 11 L • Replacement part for LinQ Fuel Caddy – 11 L.	860202528	
RUBBER LATCH SERVICE KIT FOR LINQ TUNNEL ACCESSORIES 	LinQ Tunnel Bags and LinQ Fuel and Oil Caddies.	860201057	
LINQ REPAIR KIT T-LOCK PLASTIC	• Replaces LinQ mechanism.	860201137 • Left Side 860201138 • Right Side	• Includes lever, T-lock and hardware.
 860201137 860201138			
SHIMS FOR LINQ ACCESSORIES 	REV-XS, XM, XP, XU 16" • Required to fit LinQ accessories on REV-XS, XM, XP and XU Tundra. • See last column of the chart on page 83 for accessories that require shims.	860201432	• Does not fit 120" models.
LINQ ADAPTOR PLATE 	REV-XU 20" and 24" • Allows installation of LinQ Cargo Base (860201806) on embossed REV-XU tunnels.	860200945	


SEATS & BACKRESTS

NARROW SEATS

NEW TRAIL NARROW HEATED SEAT

REV Gen5 (except Grand Touring and 600 EFI), REV Gen4 16" (except Grand Touring and 600 EFI)

860202819



- Adds warmth in the coldest conditions.
- High/Low/Off settings.
- Narrow shape at front for freedom of movement.
- Excellent support for trail riding.

- Easy toolless installation.
- Compatible with Trail LinQ Passenger Premium Heated Seat (860202536), Trail LinQ Passenger Premium Non-Heated Seat (860202917) and Trail LinQ Passenger Seat (860202325).
- Requires Retrofit Harness (860202740) for installation on REV Gen4 models.

TRAIL NARROW SEAT

REV Gen5 (except Grand Touring), REV Gen4 16" (except Grand Touring)

860202644



- Compact design for freedom of movement.
- Excellent support for trail riding.

- Easy toolless installation.
- Compatible with Trail LinQ Passenger Premium Heated Seat (860202536), Trail LinQ Passenger Premium Non-Heated Seat (860202917) and Trail LinQ Passenger Seat (860202325).

DEEP SNOW SEAT

REV Gen5, REV Gen4 16"

860202344



- Our highest seat for mountain riding.
- Compact design for freedom of movement.
- Great support for deep snow.

- Easy toolless installation.
- Stock on Summit Adrenaline (except Adrenaline with Edge package).
- 155 mm (6") height.

DEEP SNOW COMPACT SEAT

REV Gen5, REV Gen4 16"

860201736



- Developed by Deep Snow expert Carl Kuster.
- Provides even greater freedom of movement.
- Lower, narrower and lighter than stock Summit Adrenaline seat.

- Stock on Freeride and Summit (except Summit Adrenaline and Summit X with Expert package).
- Integrated grip areas.
- 125 mm (5") height.

DEEP SNOW ULTRA-COMPACT SEAT


REV Gen5, REV Gen4 16"

860202221



- Ultra-compact design for active riders.
- Our smallest, lightest seat at 1.27 kg (2.8 lb.).
- Allows easier side-to-side changes.
- Provides great freedom of movement.

- Gripper style vinyl resists wear and tear and provides better control.
- Stock on the Summit X with Expert package.
- 100 mm (4") height.



NEW DEEP SNOW ULTRA-LIGHT SEAT

REV Gen5, REV Gen4 16"

860202775



- Small, compact shape for freedom of movement.
- Seamless design with less stitching minimizes chances of water intrusion.
- Improved front clip seals for better moisture resistance.
- Underseat storage compartment for CVT belt.
- Works with Seat Storage Box - 6 L (860202532).
- 127 mm (5") height.

WIDE SEATS

WIDETRACK 1-UP HEATED SEAT

REV Gen4 (Wide) 20" and 24" (except 600 EFI)

860202032



- Adds warmth in the coldest conditions.
- Multiple High/Low/Off settings.

TRAIL WIDE HEATED SEAT WITH STORAGE

REV Gen4 16" (except 600 EFI)

860201633



- Adds warmth in the coldest conditions.
- Multiple High/Low/Off settings.
- Same base platform as Trail Wide Seat with Storage (860201551) providing additional hip support via wider cushion design.
- Integrated rear storage.
- Battery Cover with Support (860201720) required for REV Gen4 (Narrow) without battery.
- Battery Cover (511001210) required for REV Gen4 (Narrow) with battery.
- 2 Summit Seat Posts (510006693) required for installation on REV Gen4 (Narrow) Summit 2020 and prior.
- 2 Seat Posts (510007122) required for installation on REV Gen4 (Narrow) Summit and all Sport models, 2021 and up.

TRAIL WIDE SEAT WITH STORAGE

REV Gen5 (Trail, Crossover), REV Gen4 16"

860201551



- Provides additional support and length.
- Provides additional hip support via wider cushion design.
- Integrated rear storage.
- Battery Cover with Support (860201720) required for REV Gen4 (Narrow) without battery.
- Battery Cover (511001210) required for REV Gen5 and REV Gen4 (Narrow) with battery.
- 2 Summit Seat Posts (510006693) required for installation on REV Gen4 (Narrow) Summit 2020 and prior.
- 2 Seat Posts (510007122) required for installation on REV Gen4 (Narrow) Summit and all Sport models, 2021 and up.
- Not compatible with Battery Cover (860201407).

TRAIL WIDE HEATED SEAT

REV Gen5 (except Grand Touring and 600 EFI), REV Gen4 16" (except Grand Touring and 600 EFI)

860202645



- Adds warmth in the coldest conditions.
- High/Low/Off settings.
- Same base platform as Trail Wide Seat (860202523).
- Provides additional hip support via wider cushion design.
- Compatible with Trail LinQ Passenger Premium Heated Seat and Trail LinQ Passenger Seat.
- Requires Retrofit Harness (860202740) for installation on REV Gen4.

TRAIL WIDE SEAT

REV Gen5, REV Gen4 16" (except Grand Touring)

860202523



- Longer, wider and flatter design provides more hip support.
- Modular design allows easy installation of Trail LinQ Passenger Seat.
- Seat mounting posts included.

PASSENGER SEATS

TRAIL LinQ PASSENGER PREMIUM HEATED SEAT



REV Gen5 (except Grand Touring), REV Gen4 16" (except Grand Touring)

860202536

- The ultimate modular seating solution.
- Quickly changes from riding solo to riding with a passenger.
- Provides comfortable, ergonomically correct positions for both driver and passenger.
- Includes heated seat, heated handles and accessory plug in.
- Compatible with LinQ locking system.
- Passenger Backrest (860202659) is included.
- Requires LinQ 1 + 1 Removable Rack (860202749) or LinQ 1 + 1 Rack (860202785 or 860202414) for installation.
- Requires Trail Wide Seat (860202523) or Trail Narrow Heated Seat (860202819) or Trail Narrow Seat (860202644) or Trail Wide Heated Seat (860202645) for installation on Summit, Freeride, Tundra, REV Gen4 Renegade (Enduro and Sport).

NEW TRAIL LinQ PASSENGER PREMIUM NON-HEATED SEAT



REV Gen5 (except Grand Touring), REV Gen4 16" (except Grand Touring)

860202917

- The ultimate modular seating solution.
- Quickly changes from riding solo to riding with a passenger.
- Provides comfortable, ergonomically correct positions for both driver and passenger.
- Includes Passenger Backrest (860202659) and seat handles.
- Compatible with LinQ locking system.
- Requires LinQ 1+1 Removable Rack (860202749) or LinQ 1 + 1 Rack (860202414 or 860202785) for installation.
- Requires Trail Wide Seat (860202523) or Trail Narrow Heated Seat (860202819) or Trail Narrow Seat (860202644) or Trail Wide Heated Seat (860202645) for installation on Summit, Freeride, Tundra, REV Gen4 Renegade (Enduro and Sport).
- Compatible with LinQ Passenger Seat Heated Grips (860202535).

LinQ PASSENGER SEAT HEATED GRIPS



REV Gen5 (except Grand Touring), REV Gen4 (except Grand Touring)

860202535

- Provides heat to the passenger grips.
- Easy to disconnect when removing passenger seat.
- Includes complete handle assembly.
- Requires Seat Wiring Harness (515178199) for installation on REV Gen4 models. See instruction sheet.

TRAIL LinQ PASSENGER SEAT



REV Gen5, REV Gen4 16" (except Grand Touring)

860202325

- The ultimate modular seating solution.
- Quickly changes from riding solo to riding with a passenger.
- Provides comfortable, ergonomically correct positions for both driver and passenger.
- Easy toolless clip in attachment with the LinQ system.
- Compatible with LinQ Lock.
- Requires LinQ 1 + 1 Removable Rack (860202749) or LinQ 1 + 1 Rack (860202785 or 860202414) for installation.
- Requires Trail Wide Seat (860202523) or Trail Narrow Heated Seat (860202819) or Trail Narrow Seat (860202644) or Trail Wide Heated Seat (860202645) for installation on Summit, Freeride, Tundra, REV Gen4 Renegade (Enduro and Sport).

NEW LinQ 1 + 1 REMOVABLE RACK



REV Gen5 (except Grand Touring), REV Gen4 16" (except Grand Touring)

860202749

- Quick, easy installation with LinQ system.
- Allows battery maintenance with the removable option.
- Required for LinQ Passenger Premium Heated Seat (860202536), Trail LinQ Passenger Premium Non-Heated Seat (860202917) and Trail LinQ Passenger Seat (860202325) use.
- Great look with or without the passenger seat mounted.
- Provides an additional LinQ position (for soft accessories only) when passenger seat isn't in use.
- Made of lightweight die cast aluminum.

LinQ 1 + 1 RACK



REV Gen5 850 E-TEC Turbo R

860202785

REV Gen5, REV Gen4 16" (except Grand Touring and 850 E-TEC Turbo R)

860202414

- Required for Trail LinQ Passenger Seat use.
- Great looks with or without the passenger seat mounted.
- Provides an additional LinQ position (for soft accessories only) when passenger seat isn't in use.
- Made of lightweight die cast aluminum.

TRAIL LinQ 1 + 1 SEAT WITH BACKREST















REV Gen5, REV Gen4 16"

860202348


- The ultimate in modular seating.
- Allows quick changes between 1-up and 2-up riding.
- Ergonomically correct positions for driver and passenger.
- Two easy toolless steps:
 1. Clip in seat.
 2. Add LinQ 1 + 1 Backrest.
- Battery Cover with Support (860201407) required for vehicle without battery.

PASSENGER SEATS

TRAIL LinQ 1 + 1 SEAT WITH BACKREST	REV-XM, XS, XP, XR (except GTX, Grand Touring), XU Tundra	860202347	9.99
	<ul style="list-style-type: none"> The ultimate in modular seating. Allows quick changes between 1-up and 2-up riding. Ergonomically correct positions for driver and passenger. Two easy toolless steps: <ol style="list-style-type: none"> Clip in seat. Add LinQ 1 + 1 Backrest. 		
LinQ PASSENGER SEAT HEATED GRIPS	REV Gen4 16" with 1 + 1 seat and passenger seat with handles, REV Gen4 (Wide) 20" and 24" with passenger seat with handles	860201840	
	<ul style="list-style-type: none"> Allow your passenger to ride in comfort in all conditions. Easy unplug. Requires Seat Wiring Harness (515178588) for installation on REV Gen4 (Wide) 20" and 24" models. Does not include full handle assembly. Comes with heated grip element and air deflectors. 		
WIDETRACK 2-UP HEATED SEAT	REV Gen4 20" and 24"	860202033	
	<ul style="list-style-type: none"> Complete seat adds warmth for a passenger. 1 + 1 configuration. Includes heated handles. Passenger Backrest (860202634) can be added for more comfort. Same seat as 860202633 with heat added. High/Low/Off settings. 		
WIDETRACK 2-UP SEAT	REV Gen4 20" and 24"	860202633	
	<ul style="list-style-type: none"> Passenger seat to transform into a 1 + 1 configuration. Includes safety handles. Passenger Backrest (860202634) can be added for more comfort. Stock on REV Gen4 Expedition LE, SE. 		
NEW WIDETRACK 2-UP SEAT WITH SMALL HANDLES	REV Gen4 (Wide) 20" and 24"	860202824	
	<ul style="list-style-type: none"> Passenger seat to transform into a 1 + 1 configuration. Includes smaller safety handles for a good grip and easier on/off. Passenger Backrest (860202634) can be added for more comfort. Standard on REV Gen4 Skandic LE models. 		
TRAIL 1 + 1 SEAT	REV Gen5, REV Gen4 16" (except Grand Touring and Expedition)	860201766	
	<ul style="list-style-type: none"> Quick, easy installation and ideal ergonomics for driver and passenger. Full tunnel capacity is maintained and allows additional accessories to be added. Battery Cover with Support (860201407) required for vehicle with rewind. 		
TRAIL 1 + 1 SEAT	REV-XM, XS, XP, XR (except GTX, Grand Touring), XU Tundra	860200665	
	<ul style="list-style-type: none"> Quick, easy installation and ideal ergonomics for driver and passenger. Full tunnel capacity is maintained and allows additional accessories to be added. 		

TRAIL SHORT 2-UP SEAT	REV-XP, XR, XM, XS, XU Tundra	860201314	
	<ul style="list-style-type: none"> • Extended seat providing convenient 2-up riding. • Complete seat assembly with passenger strap. • Replaces existing seat in seconds. • Ideal use with LinQ Snowboard/Ski Rack (860202741). 		
TRAIL SHORT 2-UP SEAT	REV Gen5 (Trail, Crossover), REV Gen4 16"	860202220	
	<ul style="list-style-type: none"> • Longer seat allows for a passenger while being more compact than the 1+1 seat. • Easy, toolless installation. • Complete assembly features a passenger strap. • Tunnel capacity is maintained for additional accessories. • 180 mm (7") height. • Battery Cover with Support (860201720) required for REV Gen4 (Narrow) without battery. • Battery Cover with Support (511001210) required for REV Gen4 (Narrow) with battery. 		
PASSENGER MUFFS FOR 1 + 1 SEAT	REV Gen4, XS, XM 2018 and prior with 1+1 Seat	860200831* 860201028**	
	<ul style="list-style-type: none"> • Muffs fit snugly around the passenger handles and provide total warmth even on the coldest days. • Easy to install and remove. <p><i>*Fits seat with handles and handguards.</i> <i>**Fits seat with handles only.</i></p>		
PASSENGER MUFFS FOR 1 + 1 SEAT	REV Gen5 (Trail, Crossover), REV Gen4, XS, XM 2019 and up with 1+1 Seat.	860201929	
	<ul style="list-style-type: none"> • Ultra-warm passenger muffs with fleece liner. • Designed for extreme cold conditions. • Easy to remove in warmer weather. • Fits with REV Gen4 new handles. 		
HEATED GRIPS WITH GUARDS FOR 1 + 1 SEAT	REV-XS, XM 2016 and up	860201322	
	<ul style="list-style-type: none"> • Allow your passenger to ride in comfort in all conditions. • Self disconnect. 		
HEATED PASSENGER VISOR KIT		860200882	
	<ul style="list-style-type: none"> • Enjoy fog-free riding with this visor kit option for your 1 + 1 Seat. • To be used in conjunction with Heated 1 + 1 Grips with Guards (860200584). 		
1+1 SEAT ELECTRICAL VISOR/ HEATED BOOTS WIRE HARNESS	REV Gen4	860201981	
	<ul style="list-style-type: none"> • Works in conjunction with the LinQ Passenger Seat Heated Grips (860201840). • Provides 2 extra connections: one connection for electric visor and one connection for heated boots. 		

BACKRESTS

PASSENGER BACKREST	REV Gen5 (except Grand Touring), REV Gen4 (except Grand Touring)	860202659	
	<ul style="list-style-type: none"> • Passenger backrest compatible with Trail LinQ Passenger Seat [860202325] for more comfort. 		
PASSENGER BACKREST	REV Gen4 20" and 24"	860202634	
	<ul style="list-style-type: none"> • Passenger backrest to complement the Passenger Seat [860202633] for added back comfort. • Passenger Seat required for installation. • Stock on REV Gen4 Expedition LE, SE. 		
LinQ 1 + 1 SEAT BACKREST	REV Gen5 (Trail, Crossover), REV Gen4 16" REV-XM, XS, XP, XR (except GTX, Grand Touring), XU Tundra	860202346 860202349	
	<ul style="list-style-type: none"> • Option for 1 + 1 Seat when not sold as a kit. • Can be locked using a padlock (not included). 		
LinQ 1 + 1 BACKREST ANCHOR BASE KIT	REV Gen5 (Trail, Crossover), REV Gen4 16" REV-XM, XS	860202059 860202060	
	<ul style="list-style-type: none"> • Allows installation of LinQ 1 + 1 Backrest on more than one vehicle. 		
RUBBER LATCH FOR LinQ 1 + 1 BACKREST	510005617 • Left Side 510005618 • Right Side		
<i>[Not illustrated]</i>			
ADJUSTABLE BACKREST	REV-XP, XR, XM, XS, XU Tundra	860200823	
	<ul style="list-style-type: none"> • Adjustable and works in conjunction with 2-Up Seat [860201314]. • Positionable for passenger or driver use. • Rigid steel frame and integrated foam pad. • Easy, toolless removal when not needed. 		
PASSENGER SEAT / BACKREST	REV-XU Skandic, XU Expedition	619400068	
			
PASSENGER BACKREST	REV-XU Skandic, XU Expedition	860200060	
	<ul style="list-style-type: none"> • Enhances the comfort level of your seat by adding this backrest option. 		

MIRRORS

PIVOTING MIRROR KIT FOR HANDGUARDS

Vehicles with Transparent Handguards, Dark Smoke Handguards, Flexible Handguards or XL handguards

860200893



- Perfectly integrated design and style.
- Mirrors fold away when not in use for easy storage or when covering vehicle.
- Sold in pairs.

WINDSHIELD-MOUNT MIRRORS

REV Gen5 (Trail, Crossover), REV Gen4 with medium and higher windshields

860202679



- Mirror shape creates well integrated look.
- Mounts on medium windshield side deflectors and can be adjusted for 1-up or 2-up riding.
- Mirrors can fold away when not in use for easy storage or when covering vehicle.

WINDSHIELD-MOUNT MIRRORS

REV-XU, XR (with extra high one-piece windshield)

517305787



- 3" (7.6 cm) round reflector with adjustable angle.

MIRROR KIT

REV-XM, XS, XP, XR, XU (with medium and higher windshield side deflectors)

860200694



- Windshield extension mount design.
- Sold in pairs.

MIRROR KIT

REV-XM, XS (except 1200)

860200607



- Side panel mount design.
- Sold in pairs.
- Premarked side panels make installation easier.

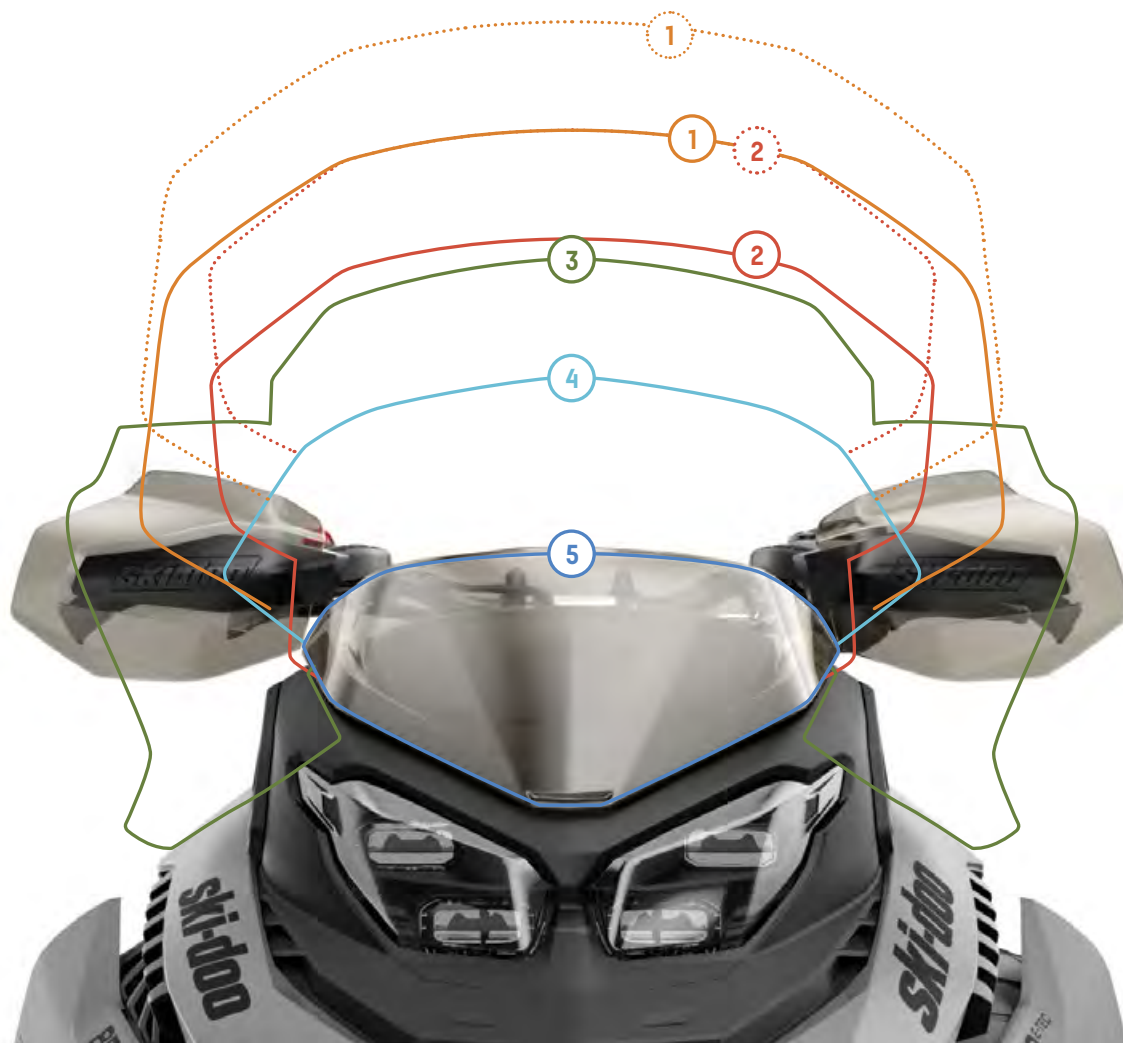
WINDSHIELDS & WIND PROTECTION

// EASILY CHOOSE YOUR IDEAL WINDSHIELD

REV GEN5

ADJUSTABLE WINDSHIELDS		LOWEST POSITION	HIGHEST POSITION
① HIGH TO ULTRA HIGH	860202623	19" (47.5 cm)	21" (53.5 cm)
② MEDIUM TO HIGH	860202615	16" (41.5 cm)	19" (47.5 cm)

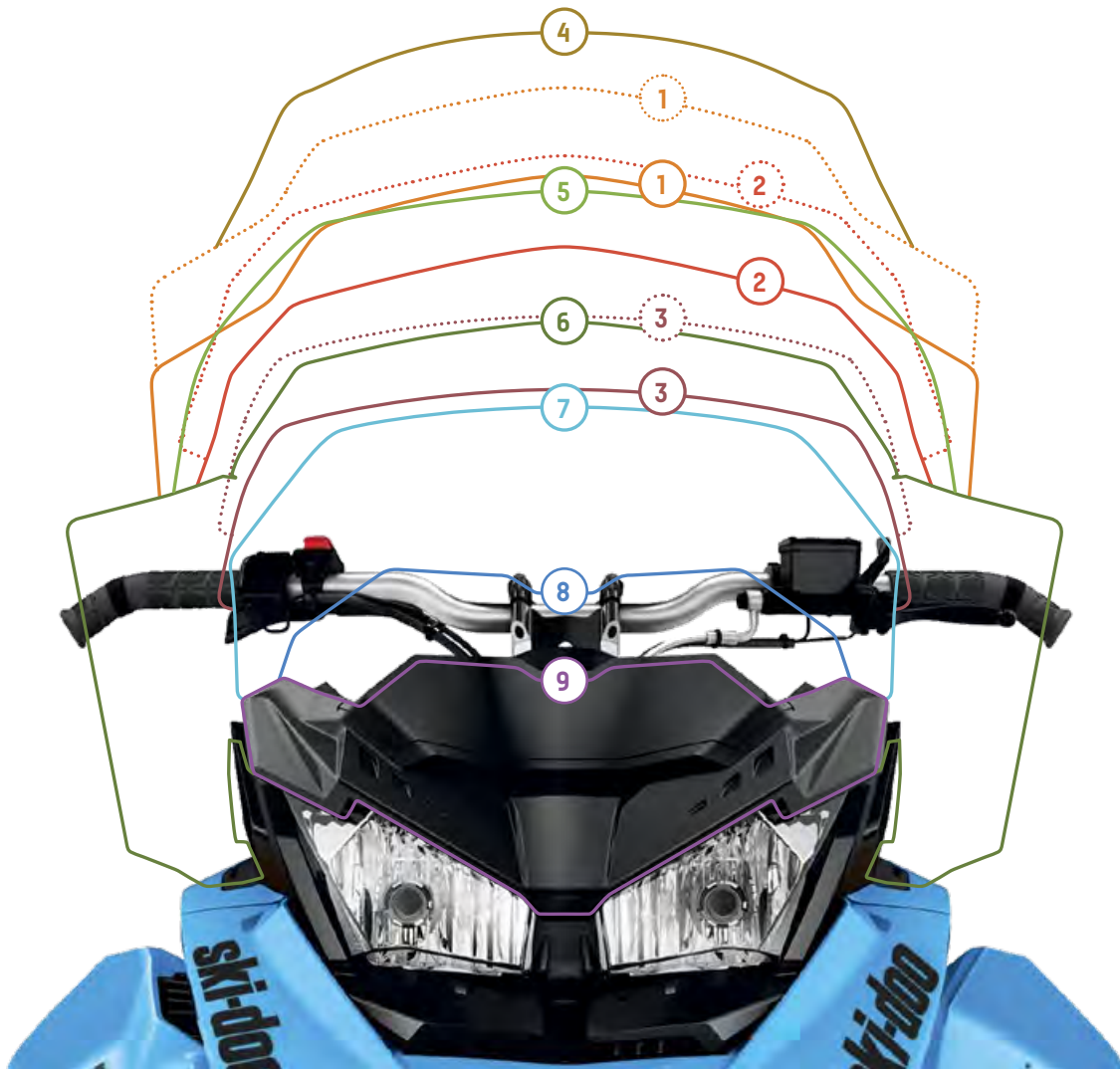
WINDSHIELDS		HEIGHT
③ MEDIUM	860202471	15" (39 cm)
④ LOW	860202470 / 860202850	12.5" (32 cm)
⑤ ULTRA LOW	860202624	9" (23 cm)










REV GEN4

ADJUSTABLE WINDSHIELDS		LOWEST POSITION	HIGHEST POSITION
①	HIGH TO ULTRA HIGH	18" (45.5 cm)	20" (51 cm)
②	MEDIUM TO HIGH	16.5" (42 cm)	18.5" (47 cm)
③	LOW TO MEDIUM	13" (34 cm)	15" (38 cm)

WINDSHIELDS		HEIGHT
④	ULTRA HIGH	21.5" (55 cm)
⑤	HIGH	17" (44 cm)
⑥	MEDIUM	15" (37.5 cm)
⑦	LOW	860201448 / 860202472 13" (32.5 cm)
⑧	ULTRA LOW	860201259 9" (23 cm)
⑨	CENTRAL DEFLECTORS	517305875 7" (17 cm)



REV GEN5

	<ul style="list-style-type: none"> ● REV Gen5 (Trail, Crossover) • Ultra low height – 9" [23 cm]. • Additional wind protection with integrated style. • Injection molded for clarity. • Includes windshield support. 	860202624 • Dark Smoke	
	<ul style="list-style-type: none"> ● REV Gen5 (Trail, Crossover) • Low height – 12.5" [32 cm]. • Offers additional wind protection with integrated style. • Injection molded for clarity and a better finish. • Includes windshield support. 	860202470 • Smoke NEW 860202850 • Dark Smoke	<ul style="list-style-type: none"> • Same shape and height as standard on MXZ X and Adrenaline models. • Pairs perfectly with Windshield Side Deflector Kit [860202849]. • Compatible with handguards and muffs.
	<ul style="list-style-type: none"> ● REV Gen5 (Deep Snow) • Low height – 14" [36 cm]. • Offers additional wind protection with integrated style. • Compatible with Powder Deflector. 	860202602 • Smoke	
	<ul style="list-style-type: none"> ● REV Gen5 (Trail, Crossover) • Medium height – 15" [39 cm]. • Offers additional wind protection with integrated style. • Injection molded for clarity. 	860202471 • Smoke	<ul style="list-style-type: none"> • Compatible with Windshield-Mount Mirrors [860202679]. • Complete kit includes windshield, side deflectors, windshield support and hardware.
	<ul style="list-style-type: none"> ● REV Gen5 (Trail, Crossover) • Adjustable range of 16" [41.5 cm] to 19" [47.5 cm]. • Lever allows quick changes to amount of wind protection. • Compatible with Glove Box Extension [860202436]. • Compatible with Windshield-Mount Mirrors [860202679]. 	860202615 • Smoke	
	<ul style="list-style-type: none"> ● REV Gen5 (Trail, Crossover) • Adjustable range of 19" [47.5 cm] to 21" [53.5 cm]. • Single lever allows quick changes to the amount of wind protection. • Injection molded for clarity and a better finish. • Compatible with Glove Box Extension [860202436]. 	860202623	<ul style="list-style-type: none"> • Compatible with Windshield-Mount Mirrors [860202679]. • Includes Windshield Support [517307974]. • Side Deflectors [860202437] required for installation. • Not compatible with handguards and muffs.
	<ul style="list-style-type: none"> ● REV Gen5 (Trail, Crossover) for medium and higher windshields • Added wind protection for Medium and higher height windshields. • Compatible with Windshield-Mount Mirrors [860202679]. 	860202437 • Smoke	

WINDSHIELD SIDE DEFLECTOR KIT

REV Gen5 (Trail, Crossover) for low and ultra low windshields

860202469 • Smoke
NEW 860202849 • Dark Smoke



- Added wind protection for use with low and ultra low height windshields.
- Compatible with Ultra Low Windshield (860202624) and Low Windshields (860202470, 860202850).

POWDER DEFLECTOR

REV Gen5 (Deep Snow)

860202601 • Smoke



- Deflects snow to the sides and away from the rider's face.
- Compatible with Low Windshield.

WINDSHIELD SUPPORT

REV Gen5 (Trail, Crossover) for medium and medium to high adjustable windshield

517307974



REV GEN 4

ULTRA LOW WINDSHIELD

● REV Gen4

860201259 • Smoke



- 9" (23 cm) in height.
- Sporty and aggressive look.
- Windshield support not included.

LOW WINDSHIELD

● REV Gen4

860201448 • Smoke
 860202472 • Dark Smoke



- 13" (32.5 cm) in height.
- High quality, best durability.
- Includes low windshield support.

ADJUSTABLE WINDSHIELD LOW TO MEDIUM

● REV Gen4

860201820 • Smoke



- Quickly change your level of wind protection with the flip of a lever.
- Compatible with Glove Box Extension (860201249).
- Adjustable range of 13" (34 cm) to 15" (38 cm).
- Windshield support included.

MEDIUM WINDSHIELD KIT

● REV Gen4

860201258 • Smoke



- 15" (37.5 cm) in height.
- Offers a generous amount of protection with integrated style.
- Injection molded for clarity.
- Compatible with Windshield-Mount Mirrors (860201285).
- Complete kit includes windshield, side deflectors, windshield support and hardware.
- Not compatible with One-Piece Lightweight Hood.

REV GEN4

ADJUSTABLE WINDSHIELD
MEDIUM TO HIGH

REV Gen4

860201493 • Smoke



- Quickly change your level of wind protection with the flip of a lever.
- Compatible with Glove Box Extension [860201249].
- Adjustable range of 16.5" (42 cm) to 18.5" (47 cm).
- Side deflectors and windshield support not included.

- Not compatible with One-Piece Lightweight Hood and Handguards.

HIGH WINDSHIELD



REV Gen4

860201495 • Smoke



- 17" (44 cm) in height.
- Side deflectors and windshield support not included. Required for installation.
- Compatible with Windshield-Mount Mirrors [860201285].

- Not compatible with One-Piece Lightweight Hood and Handguards.

ADJUSTABLE WINDSHIELD –
HIGH TO ULTRA HIGH

REV Gen4

860201782 • Smoke



- Quickly change your level of wind protection with the flip of a lever.
- Compatible with Glove Box Extension [860201249].
- Adjustable range of 18" (45.5 cm) to 20" (51 cm).
- Side deflectors and windshield support not included.

- Not compatible with One-Piece Lightweight Hood and Handguards.

ULTRA HIGH WINDSHIELD



REV Gen4

860202124



- New shape.
- 21.5" (55 cm) height.
- Provides maximum wind protection.
- Side deflectors and support not included.
- Compatible with Windshield-Mount Mirrors [860201285].

- Not compatible with One-Piece Lightweight Hood and Handguards.

WINDSHIELD SIDE DEFLECTOR KIT

REV Gen4 – For low and ultra low windshields

860201449 • Smoke



- Increases wind deflection for windshields.
- Compatible with Adjustable Windshield – Low to Medium [860201820].

- Not compatible with One-Piece Lightweight Hood.

WINDSHIELD SIDE DEFLECTOR KIT

REV Gen4 – For low and ultra low windshields

860202473 • Dark Smoke



- Increases wind deflection for windshields.
- Compatible with Adjustable Windshield – Low to Medium [860201820].

- Not compatible with One-Piece Lightweight Hood.

WINDSHIELD SIDE DEFLECTOR KIT

REV Gen4 – For medium and higher windshields

860201256 • Smoke



- Increased wind deflection for windshields.
- Compatible with Windshield-Mount Mirrors [860201285].
- Not compatible with Handguards.


WINDSHIELD SUPPORT	REV Gen4 – For ultra low and low windshields	517305749 • Black 517306380 • Manta Green 517306375 • Sunburst Yellow	
---------------------------	--	--	--



WINDSHIELD SUPPORT	REV Gen4 – For medium and high windshields	517306183 • Black 517306456 • Sunburst Yellow	
---------------------------	--	--	--



- Not compatible with One-Piece Lightweight Hood.

CENTRAL DEFLECTOR	 REV Gen4	517305875 • Black 517306432 • Sunburst Yellow 517306433 • Manta Green 517306473 • White Bright 517306697 • Lava Red	517306764 • Orange Crush 517307054 • Labrador Blue 517307061 • Nordic Teal 517307383 • Catalyst Grey	
--------------------------	--	--	---	--



- 7" (17 cm) in height.

SIDE PANEL DEFLECTOR KIT	REV Gen4 (Wide) 16"	860201879 • Smoke	
---------------------------------	---------------------	--------------------------	--



- Added wind protection.
- Standard on the Grand Touring Limited.

REV-XS & REV-XM

ULTRA LOW WINDSHIELD	REV-XM, XS	860200901 • Smoke	
-----------------------------	------------	--------------------------	--



- 8.5" (21.5 cm) in height.

MEDIUM SPORT PERFORMANCE FLARED WINDSHIELD	REV-XM, XS	860200696 • Smoke	
---	------------	--------------------------	--



- 12.5" (32 cm) in height.
- One piece with integrated deflectors.

MEDIUM INJECTED WINDSHIELD AND SIDE DEFLECTOR KIT	REV-XM, XS	860200759 • Smoke	
--	------------	--------------------------	--



- 14" (35.5 cm) in height.
- Offers a generous amount of protection with integrated style.
- Medium side deflectors ready to receive Windshield Mirrors (860200694).
- Includes medium windshield support.

REV-XS & REV-XM

HIGH WINDSHIELD	REV-XM, XS	860200928 • Smoke	
------------------------	------------	--------------------------	--



- 17" (42.5 cm) in height.
- Side deflectors and windshield support not included.

ULTRA HIGH WINDSHIELD	REV-XM, XS	860201185 • Clear	
------------------------------	------------	--------------------------	--



- 20.5" (51.5 cm) in height.
- Our largest sport windshield ever.
- One piece with integrated deflectors.
- Maximum wind protection, for extreme cold conditions.

WINDSHIELD SIDE DEFLECTOR KIT	REV-XM, XS – For low and ultra low windshields	860201012 • Smoke	
	REV-XM, XS – For medium and high windshields	860200912 • Smoke	



- Increases wind deflection for windshields.
- Ready for Windshield Mirrors (860200694).

WINDSHIELD SIDE DEFLECTOR KIT	REV-XM, XS – For medium and higher windshields	860201221 • Smoke	
--------------------------------------	--	--------------------------	--



- Adds lower body wind protection.
- Ready for Windshield Mirrors (860200694).
- Standard on 2016-2019 Grand Touring Sport.

WINDSHIELD BASE	REV-XM, XS – For ultra low, low and one-piece windshields	517305403 • Grey	517305948 • Lava Red	
	REV-XM, XS – For medium and high windshields	517305617 • Manta Green	517305952 • White	
		517305808 • Sunburst Yellow	860200937 • Black	
			860200944 • Black	



- Colored plastic trim.
- Hardware not included.

REV-XP

ULTRA LOW FIXED WINDSHIELD	REV-XP	860200646 • Smoke with X graphic	
-----------------------------------	--------	---	--









- 7" (18 cm) in height.

LOW WINDSHIELD AND SIDE DEFLECTOR KIT	REV-XP	860200545 • Smoke	
--	--------	--------------------------	--



- 10.5" (27 cm) in height.
- Same complete kit as found on the 2011-2012 X package models.
- Retrofittable on earlier REV-XP snowmobile models.
- Includes low windshield, side deflector and base kit.

MEDIUM WINDSHIELD KIT	REV-XP	860200478 • Smoke	
	<ul style="list-style-type: none"> • 12.5" (31.5 cm) in height. • Includes medium injected windshield, dark smoke side deflector kit and base kit. 		
SPORT PERFORMANCE FLARED WINDSHIELD	REV-XP	860200547 • Smoke	
	<ul style="list-style-type: none"> • 15" (38 cm) in height. • One piece with integrated side deflectors. • Complete with base mounting kit. 		
WINDSHIELD SIDE DEFLECTOR KIT	REV-XP	860200084 • Dark Smoke	
	<ul style="list-style-type: none"> • For medium and high windshields. • Increases wind deflection. 		
WINDSHIELD BASE KIT	REV-XP	860200089 • Black	
	<ul style="list-style-type: none"> • For ultra low and low windshields. • Plastic trim for windshields. 		
WINDSHIELD BASE KIT	REV-XP	860200091 • Black	
	<ul style="list-style-type: none"> • For medium, high and ultra high windshields. • Plastic trim for windshields. 		
REV-XR & REV-XU			
SPORT PERFORMANCE FLARED WINDSHIELD	REV-XR, XU	860200453* • Smoke	
	<ul style="list-style-type: none"> • 13" (33 cm) in height. • One piece with integrated side deflectors. • Top flare maximizes wind protection and redirects snow in deep powder conditions. • Complete with base mounting kit. 		
EXTRA HIGH ONE-PIECE WINDSHIELD	REV-XR, XU	860201000 • Clear	
	<ul style="list-style-type: none"> • 19" (48 cm) in height. • One piece with integrated deflectors. • Maximum wind protection, for extreme cold conditions. • Ready to receive Windshield-Mount Mirrors (517305787). • No windshield base required. 		

*While supplies last.

REV-XR & REV-XU

WINDSHIELD BASE KIT	REV-XR, XU	860200229 • Black	
----------------------------	------------	--------------------------	--



- For medium and high windshields.
- Black plastic trim.

WINDSHIELD BASE KIT	REV-XR, XU	860200230 • Black	
----------------------------	------------	--------------------------	--



- For extra high and ultra high windshields.
- Black plastic trim.

YOUTH

FLEXIBLE HANDGUARDS	REV Gen5, Youth 120, 200, REV Gen4, XS, XM, XP, XR, XU	860201561 • Black	
----------------------------	--	--------------------------	--



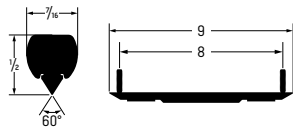
- Designed to withstand roll-overs and tough boondocking conditions.
- Feature smaller size deflector made of flexible material.
- Mounts feature a flexible base.
- Does not fit with medium to ultra high windshields.
- Fits with Pivoting Mirror Kit for Handguards (860200893).

LOW WINDSHIELD	Youth 120 and 200	860202570 • Clear	
-----------------------	-------------------	--------------------------	--



- Low height – 7" (18 cm).
- Offers protection with integrated style.
- Thermoformed molded for clarity.

CARBIDES	Youth	860202555	
-----------------	-------	------------------	--



- Carbide wear bar for trail riding un-studded to lightly studded sleds.
- $\frac{7}{16}$ " flat top runner with 4" of 60 degree turning carbide allows for improved handling on icy conditions.
- Hardweld is also added in high wear areas to prolong runner life.
- Sold in pairs.

REAR WHEEL KIT	Youth 200	7639-963	
	Youth 120	7639-967	



- Additional wheels for the rear suspension for low snow conditions.
- Includes wheels and mounts.

HEAVY-DUTY SPRING KIT	Youth 120 and 200	8639-208	
------------------------------	-------------------	-----------------	--

[Not illustrated]

- Higher capacity springs for larger riders.
- Maintain handling and comfort as riders grow.

HANDGUARDS & HANDLEBAR

HANDGUARDS

XL HANDGUARD KIT	REV Gen5, REV Gen4	860202636	
	<ul style="list-style-type: none"> • Design delivers extra protection and great style. • Includes black/grey colored interchangeable caps and holding arm. • Compatible with Pivoting Mirror Kit for Handguards (860200893) and LED Signal Lights (860202619). • Sold in pairs. • Does not fit with Medium to Ultra High Windshields (fixed or adjustable). 		
XL TRANSPARENT HANDGUARD	REV Gen5, REV Gen4	860202617	
	<ul style="list-style-type: none"> • Design delivers extra protection and great style. • Replaces stock flexible or transparent handguards for better wind protection. • Compatible with Pivoting Mirror Kit for Handguards (860200893) and LED Signal Lights (860202619). • Sold in pairs. • Does not fit with Medium to Ultra High Windshields (fixed or adjustable). 		
FLEXIBLE HANDGUARDS	REV Gen5, Youth 120, 200, REV Gen4, XS, XM, XP, XR, XU	860201561 • Black	
	<ul style="list-style-type: none"> • Designed to withstand roll-overs and tough boondocking conditions. • Feature smaller size deflector made of flexible material. • Mounts feature a flexible base. • Does not fit with Medium to Ultra High Windshields (fixed or adjustable). • Compatible with Pivoting Mirror Kit for Handguards (860200893) and LED Signal Lights (860202619). 		
FLEXIBLE HOLDING ARM	Flexible Handguards	517306430 • Left	
<i>(Not illustrated)</i>	<ul style="list-style-type: none"> • Replacement part for Flexible Handguards. 	517306431 • Right	
HANDGUARDS	REV Gen5, REV Gen4, XS, XM, XP, XR, XU	860200789 • Clear	
	<ul style="list-style-type: none"> • Design delivers better protection and great style. • Comes with black/grey colored interchangeable caps. • Appropriate for trail riding. • Sold in pairs. • Does not fit with Medium to Ultra High Windshields (fixed or adjustable). • Compatible with Pivoting Mirror Kit for Handguards (860200893) and LED Signal Lights (860202619). 		
HOLDING ARM	Clear and Dark Smoke Handguards	517305290 • Left	
<i>(Not illustrated)</i>	<ul style="list-style-type: none"> • Replacement part for Clear and Dark Smoke Handguards. 	517305293 • Right	
HANDGUARD EXTENSION KIT	Vehicles with Transparent Handguards or Dark Smoke Handguards	860200781	
	<ul style="list-style-type: none"> • Semi-rigid, won't collapse at high speed. • Delivers additional hand protection from the elements. • Can be installed and removed in seconds. 		

HANDGUARDS

SIGNATURE LED LIGHTS FOR HANDGUARDS

REV Gen4, with Transparent, Dark Smoke or Flexible Handguards

860201587



- Deliver a unique look at night.
 - Replace stock handguard cap with LED light.
 - Include wiring harness.
- Sold in pairs.

HANDGUARD CAPS

Vehicles with Transparent Handguards, Dark Smoke Handguards or Flexible Handguards

860201344 • Sunburst Yellow / Black

860201345 • Race Orange / Black

860201346 • Black / Grey

860201347 • White / Black

860201648 • Lava Grey

860201457 • Orange Crush / Black

860201649 • Manta Green / Black

860202098 • Octane Blue / Black



- Colored caps let you customize your look.
- Sold in pairs.

HANDLEBAR MUFFS

REV Gen5, REV Gen4 (except Grand Touring 2016 and up)

860202812



- Ultra-warm muffs with faux-fur liner for extreme cold conditions.
- Thermoformed construction allows muffs to keep their shape and provides more space for hand movement.

- Easy to install and remove with gloves on.
- Large transparent section allows visibility of control switches.

Note: Never use handlebar muffs with finger throttle lever.

HANDLEBAR ACCESSORIES

ADJUSTABLE BRAKE LEVER

REV Gen5, REV Gen4

860202222



- Toolless design adjusts easily.
- Shape and size is optimized for 1 or 2 fingers.
- Total adjustment range of 20 mm/0.8 inches.
- Up to 15.5 mm/0.6" closer or 4.5 mm/0.18" farther away vs. standard lever.

BRAKE RESERVOIR GUARD

REV Gen5 (Deep Snow), REV Gen4 Summit and Freeride

860202171



- Increases impact protection for the brake reservoir.
- Window to see fluid level.
- Cast aluminum construction.
- Detailed technical finish.

EASY THROTTLE

REV Gen5, REV Gen4 (except 600 ACE, 900 ACE and 900 ACE Turbo) (except Neo)

860202719



- Less hand fatigue.
- Throttle closer to the bars allowing a better grip on the handlebar.
- 20% reduction in pressure to use.
- Included on Neo+.

PERFORMANCE SMALL DIAMETER HANDLEBAR

REV Gen5, REV Gen4

860202722 • Black

860201974 • Silver



- Narrow design used for more agile precise maneuvers found in mountain applications or in trail applications, ideal for smaller hand grip.
- Smaller diameter provides a lighter, easier grip.

- 20 mm (0.79 in) grip, 22 mm (0.87 in) clamped diameter at riser.
- Less hand fatigue.
- Heater elements and grips included and installed.

DEEP SNOW PERFORMANCE GRIPS	Fits with Performance Small Diameter Handlebar	860202096	
------------------------------------	--	------------------	--



- Aggressive pattern for extra grip.
- 20 mm (0.79 in) inner diameter grip.

TRAIL PERFORMANCE GRIPS	REV Gen5, REV Gen4, XM, XS, XU	860201802	
--------------------------------	--------------------------------	------------------	--



- Aggressive pattern for extra grip.
- 22 mm (0.87 in) inner diameter grip.
- Doesn't fit on Performance Small Diameter Handlebar (860201974 or 860202722).

DEEP SNOW LOW GRAB HANDLE	REV Gen5, REV Gen4	860201975	
----------------------------------	--------------------	------------------	--



- Provides more freedom of movement in active riding.
- Standard on Summit X with Expert package 2020 and up. Standard on Summit and Freeride 2021 and up.
- Not compatible with Handlebar Bag (860201565).

GRAB HANDLE	REV Gen5, REV Gen4	860202035	
--------------------	--------------------	------------------	--



- Molded rubber grab handle used for side-hilling maneuvers.
- Not compatible with Handlebar Bag (860201565).

HANDLEBAR PAD	REV Gen5, REV Gen4 - Vehicles without grab handle	860201581	
----------------------	---	------------------	--



ADJUSTABLE RISERS & EXTENSION KITS

// ADJUSTABLE RISERS

- Instantly modify your handlebar height to adapt to changing riding conditions.
- Utilize the lower position for trail/sit-down riding: extend to maximum height in seconds for stand-up riding.
- No tools required to make the adjustment, just flip the lever.
- Patent pending US20150360713A1.
- Work with all stock cable except MXZ/Renegade/Backcountry 2017–2018.



// FIXED KIT

- Handlebar fixed risers to fit all riding styles.

ADJUSTABLE RISERS

MODELS	PACKAGES	ENGINES	ADJUSTABLE RISERS	
			860201834 [125-165 mm]	860201549 [155-210 mm]
SUMMIT	(Adrenaline, Edge and SP) with 165 mm riser (2018 and up)	600R, 850 ETEC, 850TR		
	(X) with 165 mm riser (2018–2023)	600R, 850 ETEC, 850TR		
	[Expert] with 165 mm riser (2020)	600R, 850 ETEC, 850TR		
	(X and SP) with 190 mm riser (2017)	600R, 850 ETEC, 850TR	860201880	
	(X) with 120 mm riser (2024 and up)	600R, 850 ETEC, 850TR		512061224
	(X package EXPERT) with 120 mm riser (2020 and up)	600R, 850 ETEC, 850TR		512061224
	(Neo) Premium and Base with 120 mm riser	600 EFI		
FREERIDE	137-146" with 145 mm riser (2020 and prior)	600R, 850 ETEC, 850TR		
	146-154-165" with 165 mm riser (2021 to 2023)	600R, 850 ETEC, 850TR		
	146-154-165" with 120 mm riser (2024 and up)	600R, 850 ETEC, 850TR		512061224
EXPEDITION	(SE) with 120 mm <i>Forward Adjustable Riser</i>	600R, 850 ETEC, 850TR		512061224
		600 ACE, 900 ACE, 900T		
		900 Turbo R, 900T (cable)	512061492	
	(Sport, LE, Xtreme and SWT) with 145 mm riser	600 EFI		
		600R, 850 ETEC, 850TR		
		600 ACE, 900 ACE, 900T		
	900 Turbo R, 900T (cable)	512061492		
SKANDIC	(WT, SWT, LE, SE and Sport) with 145 mm riser	600 EFI		
		600R, 850 ETEC, 850TR		
		600 ACE, 900 ACE, 900T		
TUNDRA	(LT, LE and Sport) with 145 mm riser	600 EFI		
		600 ACE, 900 ACE, 900T		
BACKCOUNTRY	(Backcountry, X, XRS Sport and Adrenaline) with 120 mm riser	600 EFI		
		600R, 850 ETEC, 850TR		512061224
RENEGADE	(Adrenaline, Enduro and Sport) with 120 mm riser	600 EFI		
		600R, 850 ETEC, 850TR	860201880*	512061224
		600 ACE, 900 ACE, 900T		
	(X and X-RS) 137" with 120 mm <i>Forward Adjustable Riser</i>	900 Turbo R	512061492	
		600R, 850 ETEC, 850TR	860201880*	512061224
		600 ACE, 900 ACE, 900T		
		900 Turbo R	512061492	
MXZ	(TNT and Blizzard) with 120 mm riser (2022 and prior)	600R, 850 ETEC, 850TR	860201880*	512061224
	(X and X-RS) with 120 mm <i>Forward Adjustable Riser</i> (2022 and prior)	600R, 850 ETEC, 850TR	860201880*	512061224
	(Adrenaline, Blizzard, X and X-RS) with 90 mm (2023 and up)	600R, 850 ETEC, 850TR		512061224
	(Sport) with 120 mm (2023 and prior)	600 EFI		
	(Sport) with 95 mm (2024 and up)	600 EFI		
	(Neo) Premium and Base with 120 mm riser	600 EFI		
GRAND TOURING	(Sport and LE) with 120 mm riser	600 ACE, 900 ACE, 900T		
		900 Turbo R	512061492	
	(Limited, Luxury and LE with Platinum Package) with 120 mm <i>Forward Adjustable Riser</i>	600R, 850 ETEC, 850TR		512061224
		600 ACE, 900 ACE, 900T		
		900 Turbo R	512061492	

Stock on vehicle.

No further requirement.

Must order indicated cable.

No fit, no adequate cable available.

* Only for 2017 and 2018.



FIXED RISERS							FORWARD ADJUSTABLE RISER	EXTENSION FOR FORWARD ADJUSTABLE RISER
860202859	860201944	860201427	860201718	860201632	860201428	860201560	860201320	860201836
(70 mm)	(95 mm)	(120 mm)	(145 mm)	(165 mm)	(190 mm)	(210 mm)	(120 mm) [riser]	(45 mm) [extension]
860201880	860201880	860201880						
860201880	860201880	860201880						
860201880	860201880	860201880						
860201880	860201880	860201880	860201880					
					512061066	512061066		
					512061066	512061066		
			512061442	512061442				
860201880	860201880	860201880						
860201880	860201880	860201880						
					512061066	512061066		
					512061066	512061066		
				512061492				
512061367	512061367	512061367					512061367	
860201880	860201880	860201880					860201880	860201880
				512061492				
512061367	512061367	512061367					512061367	
860201880	860201880	860201880					860201880	860201880
512061367	512061367	512061367					512061367	
			512061442	512061442				
					512061066	512061066		
			512061442	512061442				
			860201880*	860201880*	512061066	512061066		860201880*
				512061492				
			860201880*	860201880*	512061066	512061066		860201880*
				512061492				
			860201880*	860201880*	512061066	512061066		860201880*
			860201880*	860201880*	512061066	512061066		860201880*
					512061066	512061066		
			512061442	512061442				
			512061442	512061442				
			512061442	512061442				
				512061492				
					512061066	512061066		
				512061492				

ADJUSTABLE RISERS & EXTENSION KITS

EXTENSION KIT FOR STRAIGHT HANDLEBAR



REV-XS [except Grand Touring and Expedition], XR, XP, XU Tundra
REV-XS Renegade Backcountry [2011 and up] with 6.3" [160 mm] riser block

860200820 • 6.3" [160 mm]

860200821 • 8" [205 mm]

- Handlebar Extension Kit to fit all riding styles.
- Works with all stock wiring and cables.

BUMPERS, HITCHES & WINCHES

BUMPERS

ADVENTURE FRONT PLATE



REV Gen5, REV Gen4
[except Skandic and Tundra]

860202563 • Manta Green
860202328 • Black

860202411 • Neo Yellow
860202410 • Spartan Red

- Between a bumper and a skid plate.
- Made of stacked lightweight aluminum plates.
- Adds a visual impact and extra protection.
- Requires XC Cast or Heavy-Duty Front Bumper.
- Required for Full Wrap-Around Front Bumper installation.

XC CAST FRONT BUMPER



REV Gen5, REV Gen4 [except Skandic and Tundra]

860202327

- Add extra protection and attitude with this bumper.
- Lightweight cast aluminum heat treated construction.
- Works with or without the Adventure Front Plate.
- Works with all skid plates.

ADVENTURE FRONT BUMPER



REV Gen4 [Narrow] [except Neo]

860201511 • Black / White*
860201474 • White / Black*
860201599 • Green / Black*
860201681 • Black / Black*

860201898 • Lava Red / Black*
860201897 • Octane Blue / Black*
860202135 • Yellow / Black*

- Made of stacked lightweight aluminum plates.
- Makes a visual impact and provides added protection.
- Not compatible on vehicle equipped with SAS suspension.

FRONT BUMPER



REV Gen4 [Narrow]

502007460 • Black

- Easy-install bumper changes the appearance of your sled in minutes.

FRONT BUMPER	REV-XM, XS	860201175 • Sunburst Yellow	860201167 • Black
		860201168 • Orange Crush	860201172 • Fusion Red* 860201173 • Manta Green



- Easy-install bumper changes the appearance of your sled in minutes.

XC FRONT BUMPER	REV-XM, XS	860201318 • Black
------------------------	------------	--------------------------



- The ultimate front protection for your sled, providing additional front and lateral protection.
- Large center grab area for additional leverage.
- Heavy-duty performance with lightweight aluminum construction.

FULL WRAP-AROUND FRONT BUMPER	REV Gen4 (Wide) 24" Skandic	860201984
	REV Gen4 (Wide) 16" Tundra	860201982*
	REV Gen4 (Wide) 20" Skandic	860201983**



- Modular full wrap-around front bumper system.
- Tubular steel construction for strength on mid section.
- Protects side panels while still allowing access to them.

**Heavy-Duty Front Bumper (860202198) required for installation.
**Requires Heavy-Duty Front Bumper (860202198) for Skandic Sport.*

1 1/4" FRONT RECEIVER	REV Gen4 (Wide) Skandic and Tundra	860201991
------------------------------	------------------------------------	------------------



- Receiver for use with wrap-around front bumpers for LTS suspension models.
- Allows use of 1 1/4" draw bar on front of sled.

SIDE PANEL PROTECTORS	REV Gen4 (Wide) Tundra, 20" Skandic	860202199
------------------------------	-------------------------------------	------------------



- Use with Full Wrap-Around Front Bumper (860201982 or 860201983).
- Strong steel construction.
- Protect side panels and hood.
- Both swing out of the way for easy access.
- Clean, rugged look.

FULL WRAP-AROUND FRONT BUMPER	REV Gen4 (Wide) 24" Expedition	860202027*
	REV Gen4 (Wide) 20" Expedition	860201822
	REV Gen4 (Wide) 16"	860201676**



- Modular full wrap-around front bumper system.
- Lightweight tubular steel construction for strength on mid section.
- Protects front and side panels while still allowing access to them.
- Requires Adventure Front Plate Bumper (860202563, 860202328, 860202411, 860202643 or 860202410) and Heavy-Duty Front Bumper (860201819) for installation.

**Not compatible with Side Panel Protectors (860201677).
**Not compatible with Driver Footrest (860201932, 860201613, 860201614).*









SIDE PANEL PROTECTORS	REV Gen4 (Wide) 16", REV Gen4 Expedition 20"	860201677
------------------------------	--	------------------



- Attaches to Full Wrap-Around Front Bumper (860201822 and 860201676).
- Lightweight aluminum construction.
- Provides protection to side panels and hood.
- Swings out of the way for easy access.
- Rugged look.

*While supplies last.

BUMPERS

HEAVY-DUTY FRONT BUMPER	REV Gen5, REV Gen4 (Wide) [except Skandic and Tundra] REV Gen4 (Wide) Tundra and Skandic	860201819 860202198	
	<ul style="list-style-type: none"> Reinforced lightweight aluminum construction. Required for the installation of Full Wrap-Around Front Bumpers (860201676, 860201822 and 860202027). Standard on REV Gen5 (Wide) Renegade Enduro, REV Gen4 (Wide) Renegade Enduro, Expedition LE and Expedition SE. 		
1 1/4" TRAILMAKER FRONT BUMPER RECEIVER	REV Gen4 (Wide) 20" and 24" [except Skandic]	860201825	
	<ul style="list-style-type: none"> Receiver for use with Full Wrap-Around Front Bumper (860201822 and 860202027). Allows use of 1 1/4" draw bar on front of sled. 		
HEAVY-DUTY FRONT BUMPER WITH 2" RECEIVER	REV-XU Skandic	860200987	
	<ul style="list-style-type: none"> Increases front protection. Integrated 2" Multi-Mount Receiver. Works with 2" Multi-Mount Drawbar (860201117) and Multi-Mount Winch (860200992). Note: Not compatible with Prefilter Grille Kit (860201152). 		
EXTRA FRONT BUMPER	REV-XU Expedition	860200350	
	<ul style="list-style-type: none"> Heavy-duty front bumper. 		
FULL WRAP-AROUND FRONT BUMPER	REV-XU Tundra	860200572*	
	<ul style="list-style-type: none"> Full 1.25" (3.8 cm) diameter heavy-duty steel wrap-around model. Delivers added protection to front of sled and side panels. Attaches to existing bumper and footrests. 		
EXTRA FRONT BUMPER	REV-XU Skandic	860200561	
	<ul style="list-style-type: none"> Heavy-duty front bumper. 		
ADVENTURE REAR BUMPER	REV Gen4 Neo – 120"	860202224 • Neo Yellow/Black	
	<ul style="list-style-type: none"> Stunning style that matches the Adventure Front Plate. Constructed with a combination of lightweight extruded and heat treated cast aluminum for strength – like the XC Cast Bumper. 		
ADVENTURE REAR BUMPER 16"	REV Gen5, REV Gen4 – 129"	860202412 • Black / Black 860202396 • Neo Yellow	860202540 • Spartan Red
	<ul style="list-style-type: none"> Stunning style that matches the Adventure Front Plate. Constructed with a combination of lightweight extruded and heat treated cast aluminum for strength – like the XC Cast Bumper. 		

*While supplies last.

ADVENTURE REAR BUMPER 16"	REV Gen5, REV Gen4 – 137" and 146" with short tunnel	860202397 • Black / Black	860202658 • Orange Crush
		860202398 • Neo Yellow	860202539 • Spartan Red



- Stunning style that matches the Adventure Front Plate.
- Constructed with a combination of lightweight extruded and heat treated cast aluminum for strength – like the XC Cast Bumper.
- Compatible with LinQ Snowboard/Ski.
- Available in all tunnel lengths and multiple colors.

ADVENTURE REAR BUMPER 16"	REV Gen5, REV Gen4 – 146" and 154" with short tunnel	860202400 • Black / Black	860202401 • Neo Yellow
		860202560 • Manta Green	860202750 • Orange Crush
			860202543 • Spartan Red



- Stunning style that matches the Adventure Front Plate.
- Constructed with a combination of lightweight extruded and heat treated cast aluminum for strength – like the XC Cast Bumper.
- Compatible with LinQ Snowboard/Ski.
- Available in all tunnel lengths and multiple colors.

ADVENTURE REAR BUMPER 16"	REV Gen5, REV Gen4 – 154" and 165" with short tunnel	860202340 • Black / Black	860202402 • Neo Yellow
		860202561 • Manta Green	860202754 • Orange Crush
			860202542 • Spartan Red



- Stunning style that matches the Adventure Front Plate.
- Constructed with a combination of lightweight extruded and heat treated cast aluminum for strength – like the XC Cast Bumper.
- Compatible with LinQ Snowboard/Ski.
- Available in all tunnel lengths and multiple colors.

ADVENTURE REAR BUMPER 16"	REV Gen5, REV Gen4 – 165" and 175" with short tunnel	860202403 • Black / Black	860202404 • Neo Yellow
		860202562 • Manta Green	860202755 • Orange Crush
			860202541 • Spartan Red




- Stunning style that matches the Adventure Front Plate.
- Constructed with a combination of lightweight extruded and heat treated cast aluminum for strength – like the XC Cast Bumper.
- Compatible with LinQ Snowboard/Ski.
- Available in all tunnel lengths and multiple colors.

ADVENTURE REAR BUMPER 16"	REV Gen4 – 129"	860202317 • Black / Black*
----------------------------------	-----------------	-----------------------------------



- Matches the Adventure front bumper.
- Stunning style and construction.
- Made of lightweight stacked aluminum plates.

ADVENTURE REAR BUMPER 16"	REV Gen4 137" [except Renegade Enduro and Renegade Sport]	860201597 • Green / Black*
----------------------------------	---	-----------------------------------



- Matches the Adventure front bumper.
- Stunning style and construction.
- Made of lightweight stacked aluminum plates.
- Doesn't fit REV Gen4 146" short tunnel.

ADVENTURE REAR BUMPER 16"	REV Gen4 154" and 165" with short tunnel	860202151 • Black / Black*	860202159 • Black / Lava Red*
----------------------------------	--	-----------------------------------	--------------------------------------



- Matches the Adventure front bumper.
- Stunning style and construction.
- Made of lightweight stacked aluminum plates.

ADVENTURE REAR BUMPER 16"	REV Gen4 165" and 175" with short tunnel	860202152 • Black / Black *
----------------------------------	--	------------------------------------



- Matches the Adventure front bumper.
- Stunning style and construction.
- Made of lightweight stacked aluminum plates.

*While supplies last.

BUMPERS

HEAVY-DUTY REAR BUMPER	REV Gen4 16" -146"	860201610 • Black	
	REV Gen4 16" -154"	860201726 • Black	
	REV Gen4 16" -165"	860201727 • Black	
	REV Gen4 16" -175"	860201467 • Black*	



- Premium finish heavy-duty aluminum bumper for REV Gen4 platform.
- Does not detract from deep snow performance.
- Cannot be used on vehicles with short tunnel.

REAR BUMPER	REV Gen5, REV Gen4 (Narrow) 129"	518328745 • Black		
	REV Gen5, REV Gen4 (Narrow) 137"	518328746 • Black		
	REV Gen5, REV Gen4 (Narrow) 146"	518329553 • Black		
	REV Gen5, REV Gen4 (Narrow) 154"	518328501 • Black		518329152 • White*
	REV Gen5, REV Gen4 (Narrow) 165"	518328697 • Black		
	REV Gen4 (Narrow) 175"	518328834 • Black		
	REV Gen4 (Wide) - Tundra 137"	518330033 • Black		



- Easy-install bumper changes the appearance of your sled in minutes.
- Cannot be used on vehicles with short tunnel.

REAR BUMPER	REV-XP, XR, XS (120" and 137")	518325481 • Black	
--------------------	--------------------------------	--------------------------	--



- Easy-install bumper changes the appearance of your sled in minutes.

XU HEAVY-DUTY REAR BUMPER	XU Skandic SWT, XU Expedition SWT	860201106 • Aluminum	
	XU Skandic WT, Expedition SE, LE, Xtreme 2019 and prior	860200991 • Aluminum*	



- Ready to accept 2" Receiver (860201062).
- Essential for modular towing options.
- Provides complete rear protection.
- Works hard during intense use.
- Features convenient hand-gripping area.

HITCH REAR BUMPER	REV Gen5, REV Gen4 16" - 129"	860201433 • Black	
	REV Gen5, REV Gen4 16" - 137"	860201471 • Black	
	REV Gen5, REV Gen4 16" - 146"	860201612 • Black	
	REV Gen5, REV Gen4 16" - 154"	860201250 • Black	
	REV Gen5, REV Gen4 16" - 165"	860201424 • Black	
	REV Gen4 16" - 175"	860201472 • Black	



- Required for hitch use.
- Easy attachment with no cutting or drilling.
- Can be used with the LinQ Snowboard/Ski Rack (860202741).
- Does not fit with vehicles with short tunnel.

HITCH REAR BUMPER FOR SHORT TUNNEL	REV Gen5 (Deep Snow) and REV Gen4 short tunnel 146"	860202647	
	REV Gen5 (Deep Snow) and REV Gen4 short tunnel 154"	860202646	
	REV Gen5 (Deep Snow) and REV Gen4 short tunnel 165"	860202648	
	REV Gen5 (Deep Snow) and REV Gen4 short tunnel 175"	860202649	



- Required for hitch use and towing.
- Easy mounting with no cutting.
- Also reinforces the tunnel.
- Can be used with the LinQ Snowboard/Ski Rack (860202741).

*While supplies last.

HITCH REAR BUMPER	REV-XP, XM - 146"	860200953 • Black	
	REV-XP, XM - 154"	860200954 • Black	
	REV-XP, XM - 163"	860200955 • Black	
	REV-XP, XM - 174"	860201135 • Black	



- Heavy-duty aluminum bumper for hitch applications.
- Easy attachment with no cutting or drilling.
- Doesn't fit Grand Touring SE, LE.

HITCH REAR BUMPER	REV-XS, XR, XP - 120" and 137"	860200952 • Black	
	REV-XS MXZ - 129"	860201306 • Black	
	REV-XS Renegade X-RS, XM Freeride, XU Tundra - 137"	860201307 • Black	
	REV-XS, XP, XR, XU Tundra - 120" and 137"	860200803 • Black*	



- Heavy-duty aluminum bumper for hitch applications. **Does not fit on 137" Freeride.*
- Easy attachment with no cutting or drilling.
- Doesn't fit Grand Touring SE, LE.

HEAVY-DUTY HITCH REAR BUMPER	REV Gen4 (Wide) 24"	860201942	
	REV Gen4 (Wide) 20"	860201795	



- Essential for modular towing options. • 1 1/4" hitch receiver included.
- Provides complete rear protection.
- Features convenient hand-gripping area.
- Adds towing capacity of 300 lb (136 kg), up to 1,500 lb (680 kg) total.

HITCHES

C-TYPE HITCH	REV Gen5, REV Gen4 16", XP, XR, XS, XM, XU Tundra	860201381	
---------------------	---	------------------	--



- Heavy-duty C-type hitch works in conjunction with hitch rear bumper.

TONGUE TYPE HITCH	REV Gen5, REV Gen4 16", XP, XR, XS, XM, XU Tundra	860200902	
--------------------------	---	------------------	--



- Heavy-duty tongue type hitch works in conjunction with hitch rear bumper.

HEAVY-DUTY TONGUE HITCH	REV Gen4 20" and 24", XU 20" and 24"	860201023 • Grey	
--------------------------------	--------------------------------------	-------------------------	--



- Cast stainless steel construction.
- Mounting pattern for Heavy-Duty Hitch Rear Bumpers and Multi-Mount Drawbars.
- Fits on Heavy-Duty Rear Bumper 20" and 24" (860201795, 860201942)
- Fits on Multi-Mount Drawbar.

HITCH TONGUE		511000521	
---------------------	--	------------------	--



- Easily transforms the C-Type Hitch (860201381) into a tongue-type hitch.

*While supplies last.

HITCHES

1 1/4" TRAILER HITCH	REV Gen4 Expedition Xtreme and Skandic Sport	860202062	
	<ul style="list-style-type: none"> • Allowing quick switching of towing hook-ups or winch use. • Stock on REV Gen4 Expedition LE, SE. 		
1 1/4" MULTI-MOUNT DRAWBAR WITH NEW HITCH PIN	Fits on 1 1/4" Trailer Hitch [860202062] and Front Receiver [860201991, 860201825]	860202579	
	<ul style="list-style-type: none"> • Allows quick installation and removal of different towing platforms. • Use with tongue or J-hook style hitches as needed. 		
2" MULTI-MOUNT DRAWBAR	Fits on XU with Rear 2" Receiver [860201062] or Heavy-Duty Front Bumper [860200987]	860201117	
	<ul style="list-style-type: none"> • Allows quick installation and removal of different towing platforms. • Compatible with J-Hitch [860201142] and Heavy-Duty Tongue Hitch [860201023]. 		
FRONT & REAR HITCH DRAWBAR	Fits on XU Rear 2" Receiver [860201062] or Heavy-Duty Front Bumper [860200987]	715008350	
	<ul style="list-style-type: none"> • Fits 2" receiver hitch. • Hitch ball not included. 		
J-HITCH	REV Gen4 20" and 24", XU 20" and 24"	860201142	
	<ul style="list-style-type: none"> • Fits on Heavy-Duty Rear Bumper 20" and 24" [860201795, 860201942]. • Fits on Multi-Mount Drawbar [860202579, 860201117]. • Spring-loaded latch system for quick, secure hook-up. 		
2" RECEIVER FOR HEAVY-DUTY REAR BUMPER	Fits on XU Heavy-Duty Rear Bumpers WT [860200991] or SWT [860201106]	860201062	
	<ul style="list-style-type: none"> • Easy installation. • Standard 2" size for wide compatibility. • Allows quick switching of towing hook-ups or winch use. • Does not fit with stock tongue hitch 2016-2018. 		
MULTI-MOUNT HD 2500 WINCH	REV Gen4 [Wide] 20" and 24" Expedition and Skandic XU	860202331 860200992*	
	<ul style="list-style-type: none"> • Integrated carry handle, to easily manage winch, mounting. • Side Tunnel mount for easy access and secure storage. • Ergonomic clutch handle. • Rugged all-steel gears and bushings, provides more torque and longer life. • Automatic 100% load-holding brake. • Sealed solenoid for all-weather protection. • Weather-sealed handlebar mounted switch. • Corded 10 ft. (3 m) weather sealed hand-held remote. • Pulling strength capability of 2,500 lb (1,134 kg). • 50 ft. of 3/16" (15.2 m of 4.8 mm) wire steel cable. • Heavy-duty 4-way roller fairlead. • EC compliant. • Fits Heavy-Duty Hitch Rear Bumper [860201795] and 1 1/4" Trailer Hitch Receiver. 		

*While supplies last.

ACCESSORIES

HAWSE GUIDE

860201143



- Replaces Roller Fairlead for longer cable life.
- For use with synthetic cable only.
- Replaces Roller Fairlead when Synthetic Cable (715004254) is installed.

SLEIGH, RACKS & HOLDERS

SLEIGH

LinQ SLEIGH

Fits on vehicles equipped with Tongue Hitch

860202569



- Comes with an easy to retract protective cover that prevents snow intrusion while still allowing the installation of LinQ accessories on the sleigh top.
- LinQ accessories can be installed on top and inside (LinQ Cargo Base Kit not included).
- Made of high-molecular-weight polyethylene.
- 2-part removable cover.
- Rain resistant.
- Carbide ready (860201044).
- Slots for dividers precast in. (Dividers not included.)
- Dimensions 81" (206 cm) L x 33" (84 cm) W x 21" (54 cm) H.
- Volume 485 L (110 US gallons, 29 597 cu in).
- Weight capacity: 750 lb (340 kg) TOTAL (including top); max on top 75 lb (34 kg).
- Spring dampened pull bar.

RACKS

NEW STACKABLE LinQ DECK

REV Gen4 (Wide) 20" and 24"

860202746



- Doubles the LinQ mounting surface area of the tunnel positions 1 and 2.
- Top deck maximum weight capacity: 50 lb (22 kg), total tunnel weight capacity with Stackable LinQ Deck installed: 100 lb (44 kg).
- Steel and aluminum structure is covered with polypropylene for long life.
- Eight LinQ attachment points for single mount accessories like LinQ Tool Holder (860201846) and LinQ Working Light (860202380).
- Lever operated latch opens/closes the deck.
- Equipped with a gas strut that holds the deck open for easier access to cargo underneath.
- Reinforcement kit included to give extra protection to the Cargo Rack Kit when Stackable LinQ Deck is installed.
- Ability to leave equipment installed on the top deck when there is no passenger seat installed.
- Requires installation of Cargo Rack Kit (860202245) for Expedition Xtreme and Skandic Sport.
- We recommend changing the stock rear springs for stiffer springs when installing the Stackable LinQ Deck.

LinQ SNOWBOARD/SKI RACK

REV Gen5, REV Gen4 16", 146" and longer
Fits short tunnel

860202741



- Newly redesigned.
- Simpler, quicker and easier way to attach skis or snowboards.
- Fits 2 snowboards or 1 pair of skis and poles.
- Easy to adjust from skis to boards and back in seconds.
- Fits all sizes of skis, snowboards and snowsurfs.
- Easy release straps can be operated with gloves on.
- Rubber cushions protect edges and hold ski poles securely without damage.
- Non-intrusive positioning.
- Compatible with stock bumper, requires Reinforcement Kit (860202742).
- Compatible with new hitch and Adventure rear bumpers (casting included).
- Requires LinQ Cargo Base Kit (860201806) on REV Gen4 16" tunnels for 2021 and prior models.

LinQ SNOWBOARD/SKI RACK REINFORCEMENT KIT

Fits with LinQ Snowboard/Ski Rack (860202741) except Expedition Sport, Tundra LT, Tundra LE

860202742



- Required to install the LinQ Snowboard/Ski Rack (860202741) with the stock rear bumper.
- Adds strength and support to the tunnel.








PROTECTIVE DECAL FOR LinQ SNOWBOARD/SKI RACK

516006982

(Not illustrated)

- To protect your tunnel from ski tip scratches when using the LinQ Snowboard/Ski Rack.

RACKS

LinQ REAR CARGO RACK	REV Gen4 (Wide) 20" and 24"	860201800	
	<ul style="list-style-type: none"> • Replaces passenger seat for extra cargo capacity. • Simple attachment. • Retains underseat access with clever hinge system. • Allows use of more LinQ bags. • Works even when the Stackable LinQ Deck (860202746) is installed. 		
LinQ REAR CARGO RACK	REV-XU Skandic and Expedition	860200914	
	<ul style="list-style-type: none"> • Provides mounting point for LinQ Cargo Base Kit (860201806). • Compatible with LinQ fuel caddies and tunnel bags. • Easily interchangeable with passenger seat. • Provides additional cargo space. 		
CARGO RACK KIT	REV Gen4 146" Backcountry (except Backcountry X-RS) , Summit SP, Tundra REV Gen4 154" Summit SP, Tundra, Expedition Sport	860202217 860202223	
	<ul style="list-style-type: none"> • Maximizes tunnel cargo capacity. • Integrated anchor points for bungees or tie downs. • Adds functionality with mounts for LinQ Tool Holders (860201846). 		
LinQ UNIVERSAL RACK	REV Gen5, REV Gen4	860202208	
	<ul style="list-style-type: none"> • This Universal Rack can make generic accessories LinQ compatible. • Allows a multitude of products and configurations on LinQ tunnels. • See table on pages 88 and 89 for requirements. 		
LinQ UNIVERSAL RACK – OTHER BRANDS	Other brands of vehicles with tunnel of 15" to 17" wide (378 mm to 432 mm)	860202357	
	<ul style="list-style-type: none"> • Universal rack designed to fit non-LinQ tunnels (Ski-Doo and competitive brands). • Install LinQ accessories on non-LinQ compatible tunnels. • Allows a multitude of products and configurations on almost any sled. • Double the storage by adding another on longer tunnels. • Includes installation hardware for side mounting. • Fits 14.875 to 17 inch (37.8 cm to 43.2 cm) wide tunnels. 		
LUGGAGE RACK REINFORCEMENT PLATES	REV-XM, XP, XR, XS, XU Tundra	860200798	
	<ul style="list-style-type: none"> • Additional reinforcement for your long and short rear racks. • Made of high strength steel. • Sold in pairs. 		
CARGO RACK KIT	REV Gen4 (Wide) 20" Expedition Xtreme and Skandic Sport	860202245	
	<ul style="list-style-type: none"> • A convenient way to maximize tunnel cargo space. • Required to install the Chain Saw Holder (860201827). • Includes the rack and hardware. • 1 1/4" hitch included. 		

REAR RACK EXTENSION

REV-XU Skandic and Expedition

860200700

- Delivers increased cargo space.
- Does not fit with XU Heavy-Duty Rear Bumper (860201106).

HOLDERS**LinQ AXE HOLDER**

REV Gen5, REV Gen4, XM, XS, XU, 137" and up

860201854

- Securely mounts on either side of the tunnel using LinQ anchors.
- Universal sizing to fit a wide variety of axes.
- Can be mounted on either side of the vehicle.
- Works even when the Stackable LinQ Deck (860202746) is installed.

CHAIN SAW HOLDER

REV Gen4 (Wide) 20" and 24"

860201827

- Securely mounts to rear of vehicle.
- Retains full function of LinQ accessories, including cargo box.
- Compatible with most blades up to 18".
- Cargo Rack Kit (860202245) required for Expedition Xtreme and Skandic Sport.
- Not compatible with LinQ Adventure Cargo Box (860202448).
- Not compatible with Stackable LinQ Deck (860202746).

ICE AUGER HOLDER

REV Gen4 (Wide) 20" and 24" except Skandic Sport and Expedition Xtreme

860202779

- New position on the tunnel or on Cargo Box Cover – doesn't add width to the snowmobile
- Great for riding in wooded areas
- Easy installation with LinQ brackets
- Mount and dismount your auger in seconds with the two-point mounting system
- Handles augers with up to 8" blades
- Compatible with Cargo Boxes 860202416 and 860202085

LinQ ICE AUGER HOLDER

REV Gen4 (Wide) 20" and 24" except Skandic Sport and Expedition Xtreme

860201828

- Securely mounts to right side of vehicle.
- Easy on/off and installation.
- Retains full function of LinQ accessories.
- Handles augers with up to 10" blades.
- Works even when the Stackable LinQ Deck (860202746) is installed.
- May be installed with Heavy-Duty Hitch Rear Bumper (860201795)

LinQ TOOL HOLDER

REV Gen5, REV Gen4, XS, XM

860201846

- Designed for universal applications.
- Convenient swivel latch allows tools like a shovel to be stored in multiple positions.
- Designed specifically for winter use.
- Sold in pairs.
- Can be installed on the Stackable LinQ Deck (860202746).
- See table on pages 88 and 89 for requirements.

HOLDERS

SHOVEL WITH SAW HANDLE

860201918



- Design with better cutting edge.
- Features integrated saw handle.
- Blade flips 90° to pull snow away.
- Can be dismantled for easy storage.

SAW & HANDLE REPLACEMENT FOR SHOVEL

520002004



- D-shaped handle.

SKI-DOO PULLING STRAP

860202195



- Save your back and get unstuck the easy way.
- Lightweight, compact, affordable.
- Extremely robust material.
- Available in yellow only. 2 per pack.

PROTECTION & REINFORCEMENT

REV GEN5, NEO & REV GEN4

SKID PLATE

REV Gen5 (Deep Snow)

860202417 • Black
860202418 • Neo Yellow

860202751 • Orange Crush
860202603 • Catalyst Grey
860202423 • Manta Green



- Narrower than a Full Body, but wider than an Extreme skid plate in size – good blend of protection and agility.
- Injection molded process provides perfect fit and easier installation with a clean look. Smooth surfaces also reduce drag.
- 4 mm thick high impact resistance polypropylene for durability.
- Attachment kit included.
- Chassis is premarked for easy installation.

NEW EXTREME SKID PLATE

REV Gen5 (Deep Snow)

860202851 • Black



- Injection molded process provides smooth surface, better definition, a perfect fit and easier installation.
- For assertive riders who demand the ultimate protection.
- Smooth bottom surface to reduce drag.
- 4-mm thick, high impact resistance polypropylene for durability.
- Attachment kit included.
- Chassis is premarked for easy installation.

FULL BODY SKID PLATE

REV Gen5 (Trail, Narrow)

860202625 • Orange Crush
860202420 • Black
860202421 • Neo Yellow



- Injection molded process delivers clean lines, a perfect fit and easier installation. Smooth surfaces reduce drag.
- 4 mm thick high impact resistance polypropylene for durability.
- Attachment kit included.
- Chassis is premarked for easy installation.

FULL BODY SKID PLATE	REV Gen5 (Wide) and REV Gen4 (Wide) 16" and 20"	860201847* • Lava Red	860202743 • Black
		860202753 • Neo Yellow	860201810* • White



- Injection molded process provides smooth surface, better definition, a perfect fit and easier installation.
- For assertive riders who demand the utmost protection.
- Smooth bottom surface to reduce drag.
- 4 mm thick, high impact resistance polypropylene for durability.
- Extra wide, covers vital primary clutch, chaincase and front heat exchanger components to provide maximum underbelly protection.
- Attachment kit included.
- Chassis is premarked for easy installation.
- Except Expedition 24", Skandic and Tundra

FULL BODY SKID PLATE	REV Gen4 (Narrow)	860202604* • Neo Yellow	860201441* • Sunburst Yellow
		860201583* • Octane Blue	860201442* • Orange Crush
		860201227* • Black	860201443* • White
			860201809* • Lava Red



- Injection molded process delivers clean lines, a perfect fit and easier installation. Smooth surfaces reduce drag.
- 4 mm thick high impact resistance polypropylene for durability.
- Attachment kit included.
- Chassis is premarked for easy installation.

FULL BODY SKID PLATE	REV Gen4 (Wide) 16" Tundra	860202044 • Black
	REV Gen4 (Wide) 20" Skandic	860202045 • Black
	REV Gen4 (Wide) 24" Skandic	860202046 • Black



- 3-part kit includes main center section and easily removable extensions under running boards that protect brake and chaincase.
- Made of high molecular weight polyethylene.
- Provides maximum underbelly protection.

FULL BODY SKID PLATE	REV Gen4 (Wide) 24" Expedition SWT and LE	860202043 • Black
-----------------------------	---	--------------------------



- 3-part kit includes main center section and easily removable extensions under running boards that protect brake and chaincase.
- Made of high molecular weight polyethylene.
- Provides maximum underbelly protection.

EXTREME SKID PLATE	REV Gen4 (Narrow)	860202392* • Orange Crush	860201738 • Black
		860202178* • Lava Red	860202177* • Octane Blue



- Injection molded process provides smooth surface, better definition, a perfect fit and easier installation.
- For assertive riders who demand the utmost protection.
- Smooth bottom surface to reduce drag.
- 4-mm thick, high impact resistance polypropylene for durability.
- Attachment kit included.
- Chassis is premarked for easy installation.

RACING SKID PLATE	REV Gen4 (Narrow)	860201579 • Black
--------------------------	-------------------	--------------------------




- Injection molded process provides smooth surface, better definition, a perfect fit and easier installation.
- For assertive riders who demand the utmost protection.
- Smooth bottom surface to reduce drag.
- 4 mm thick, high impact resistance polypropylene for durability.
- Attachment kit included.
- Chassis is premarked for easy installation.

*While supplies last.


REV GEN5, NEO & REV GEN4

TUNNEL RADIATOR PROTECTOR	REV Gen5, REV Gen4 16"-137" (except short tunnel)	860201830
	REV Gen5, REV Gen4 16"-146" (except short tunnel)	860201831
	REV Gen5, REV Gen4 16"-154" (except short tunnel)	860201832
	REV Gen5, REV Gen4 16"-165" (except short tunnel)	860201833


 <ul style="list-style-type: none"> Used on vehicles equipped with front tunnel protector to provide the additional protection required with studded tracks. Made of plastic.

REV-XM & REV-XS

EXTREME SKID PLATE	REV-XM, XS	860201146 • Sunburst Yellow*
		860200742 • Orange Crush*


 <ul style="list-style-type: none"> Injection molded process provides better definition, a perfect fit and easier installation. For assertive riders who demand the utmost protection. Smooth bottom surface to reduce drag. 4 mm thick, high impact resistance polypropylene for durability. 	<ul style="list-style-type: none"> Attachment kit included. Chassis is premarked for easy installation. Includes marking for 4-stroke oil change cut-out.
---	--

FULL BODY SKID PLATE	REV-XM, XS	860200605 • Black*	860201035 • White
		860200739 • Yellow*	
		860200740 • Orange Crush*	


 <ul style="list-style-type: none"> Wide shape for full protection and maximum flotation. Injection molded process provides better definition, a perfect fit and easier installation. For assertive riders who demand the utmost protection. Smooth bottom surface to reduce drag. 4-mm thick, high impact resistance polypropylene for durability. 	<ul style="list-style-type: none"> Extra wide, covers vital primary clutch, chaincase and front heat exchanger components to provide maximum underbelly protection. Attachment kit included. Chassis is premarked for easy installation. Includes marking for 4-stroke oil change cut-out.
---	--

EXTREME & FULL BODY SKID PLATES


FULL BODY SKID PLATE	REV-XU Expedition SE, Xtreme, LE (2009-2019)	860200563 *
-----------------------------	--	--------------------

 <ul style="list-style-type: none"> Provides additional underbelly protection in off-trail conditions. Made of high molecular weight polyethylene. Helps glide on snow and prevents snow from sticking to the frame. 	<ul style="list-style-type: none"> Works with A-arm protectors. Standard on REV-XU Expedition SE (2009-2019).
--	---

FULL BODY SKID PLATE	REV-XP	860200287 *
-----------------------------	--------	--------------------

 <ul style="list-style-type: none"> High molecular weight polyethylene embossed with Ski-Doo logo. For assertive riders who demand the utmost protection. Attachment kit included. Chassis is premarked for easy installation. 	
---	--


FULL BODY SKID PLATE	REV-XU WT 2016 and up	860201342
	REV-XU SWT 2016 and up	860201343 *
	REV-XU Tundra	860200601


 <ul style="list-style-type: none"> High molecular weight polyethylene. Provides maximum underbelly protection in off-trail conditions. Helps glide on snow and prevents snow from sticking to the frame. 	
---	--


*While supplies last.


SKID PLATE FASTENER KIT	REV-XP, XR, XS, XM	860200808
<i>(Not illustrated)</i>		
<ul style="list-style-type: none"> Made to fit and hold your skid plate securely in place. 		


REINFORCEMENT


TUNNEL REINFORCEMENT	REV Gen4 Summit X with Expert package, Summit X and Freeride 154"-165" with tMotion Adjustable Limiter Strap (860201861)	860201995
	<ul style="list-style-type: none"> Additional strength and traction along the running board. Machined aluminum extrusions. Colors to add some style. Provides more support and boot traction for aggressive riders. 	
<ul style="list-style-type: none"> Compatible with tMotion Adjustable Limiter (860201861). Does not fit with Remote Limiter Strap Adjuster (860201855 and 860201496). 		

TUNNEL REINFORCEMENT	REV Gen5 (Trail), REV Gen4, MXZ and Renegade [except Renegade Backcountry, Backcountry X and X-RS, MXZ X-RS]	860201584 • White* 860201465 • Black
	<ul style="list-style-type: none"> Additional strength and traction along the running board. Machined aluminum extrusions. Colors to add some style. Provides more support and boot traction for aggressive riders. 	

TUNNEL REINFORCEMENT	REV Gen4 Summit Neo, Summit Edge, Summit SP, Backcountry, Backcountry X	860201636 • Black 860201730 • Octane Blue
	<ul style="list-style-type: none"> Additional strength and traction along the running board. Machined aluminum extrusions. Colors to add some style. Provides more support and boot traction for aggressive riders. 	
<ul style="list-style-type: none"> Not compatible with tMotion Adjustable Limiter (860201861). 		

TUNNEL REINFORCEMENT	REV Gen4 Summit X [except with Expert package], Freeride 154"-165"	860201638 • Black 860201783 • Lava Red* 860201734 • Octane Blue*
	<ul style="list-style-type: none"> Additional strength and traction along the running board. Machined aluminum extrusions. Colors to add some style. Provides more support and boot traction for aggressive riders. 	
<ul style="list-style-type: none"> Not compatible with tMotion Adjustable Limiter (860201861). 		

RAIL REINFORCEMENT	REV Gen4 146" to 165" with tMotion and cMotion rear suspensions	860201005
	<ul style="list-style-type: none"> Increases rail strength and longevity. 	

RAIL REINFORCEMENT	REV Gen5, REV Gen4, XM, XP 146" and up with tMotion and cMotion rear suspensions	860201464
	<ul style="list-style-type: none"> Lightweight cast aluminum construction. Increases rail strength and longevity. Can replace stock stiffener on Freeride. 	

*While supplies last.

TOE-HOLDS, FOOTRESTS & KNEE PADS

TOE-HOLDS

FIXED TOE-HOLDS

REV Gen5 (MXZ, Renegade, Backcountry), REV Gen4 (MXZ Neo, Renegade, Backcountry, Summit, Freeride)

860202655



- Compatible with rubber shims and Lateral Footplates (860202656).

FIXED TOE-HOLDS

REV Gen4 Summit (except Neo), Freeride and Backcountry

860201510



- Fixed toe-holds for control and leverage when boondocking.

ADJUSTABLE TOE-HOLDS

REV Gen4 16" Summit (except Neo), Freeride, Backcountry and Expedition 16"

860201765



- Die-cast aluminum part.
- Allows user to adjust toe-hold position for different riding styles and control.
- Foldable for easy floorboard access.

- Adjustable 3" (7.6 cm) rearward and 1.5" (3.8 cm) upward.
- Forward/backward and top/down adjustments.

ADJUSTABLE TOE-HOLDS

REV Gen4 MXZ, Renegade, Neo and Grand Touring

860201305*



- Adjustable solid toe-holds (non-folding).
- Provide 0.6" (1.5 cm) vertical and 1.6" (4 cm) horizontal adjustment range.

- Work with both size rubber shims and Lateral Footrests (860202656).

SHIM KIT FOR TOE-HOLDS

REV Gen5 (Trail, Crossover), REV Gen4 (Narrow) MXZ Neo and Renegade

860201408



- Spacers in two heights (10 mm, 20 mm) let you determine how tight your boots fit the toe-holds.

TUNNEL GRIP PLATES

Fit all models (except Youth)

860200164



- Lightweight plastic grip plates for extra side boot grip in rough riding conditions.
- Developed for the 600 Race sled.
- Sold in pairs with complete hardware.

FOOTRESTS

DRIVER FOOTREST










REV Gen5 (Trail, Crossover), REV Gen4, MXZ Neo, MXZ, Renegade, Backcountry and Grand Touring

860201932 • Black
860201613 • White
860201614 • Manta Green



- Customize the fit and function of your sled.
- Offers a natural angled platform for riders that push with their feet.

- Machined aluminum extrusions in different colors, add traction and style.
- Not compatible with Lateral Footplates (860202656).

LATERAL FOOTPLATES	REV Gen5 (MXZ, Renegade), REV Gen4 (MXZ Neo, Renegade)	860202656	 <ul style="list-style-type: none"> • Cast aluminum construction. • Let riders use their feet to push in corners. • Provides a more locked feel. • Fits with air suspension, SAS suspension and fixed or adjustable toe-holds. • Does not fit with full wrap-around bumpers and footrests. <ul style="list-style-type: none"> • Keeps the feet warmer.
REAR FOOTREST	REV Gen4 (Summit SP)	860201504*	 <ul style="list-style-type: none"> • Additional boot grip on rear tunnel. • Integrated design, looks and functions great.
KNEE PADS			
DEEP SNOW SOFT KNEE PADS	REV Gen5 (Deep Snow) without electric starter	860202702	 <ul style="list-style-type: none"> • Fit perfectly on REV Gen5 (Deep Snow) without electric starter. • Provide comfort and impact absorption. • Allow the knees to grip better. <ul style="list-style-type: none"> • Made with a flexible injection molded material. • Easy-to-install Christmas tree type fasteners.
TRAIL SOFT KNEE PADS	REV Gen5 (Trail) (except Backcountry), REV Gen4 (Wide) 16"	860202618	 <ul style="list-style-type: none"> • Fit perfectly on the REV Gen5 (Trail) without manual reverse. • Provide comfort and impact absorption. • Allow the knees to slide freely between the ergo 1 and the ergo 2. <ul style="list-style-type: none"> • Made with a flexible injection molded material. • Easy-to-install Christmas tree type fasteners.
NEW UTILITY SOFT KNEE PADS	REV Gen4 (Wide) 20" and 24"	860202852	 <ul style="list-style-type: none"> • Fit perfectly on 20" and 24" Ski-Doo models. • Provide comfort, impact absorption and extra knee grip. <ul style="list-style-type: none"> • Made with a flexible injection molded material. • Easy-to-install Christmas tree type fasteners.
KNEE PADS	REV Gen5 (Trail, Crossover), Neo, REV Gen4 without manual reverse	860201917	 <ul style="list-style-type: none"> • Designed for a perfect fit on REV Gen4 (Narrow). • Provide comfort, impact absorption and extra knee grip. • Injection molded soft material. <ul style="list-style-type: none"> • Easy install with peel-off adhesive. • REV Gen4 (Narrow): Rewind Cover (860201463) required if pull start.
SECOND STEP KNEE PADS	REV Gen4 (Wide) 16"	860202063	 <ul style="list-style-type: none"> • Designed to add extra knee grip and absorb impacts when leaning forward in aggressive cornering situations. <ul style="list-style-type: none"> • Injection molded soft material. • Easy install with peel-off adhesive.
MANUAL REVERSE KNEE PADS	REV Gen4 (Wide) 16" with manual reverse	860201916	 <ul style="list-style-type: none"> • Provide comfort, impact protection and extra grip. • Injection molded soft material. • Easy install with peel-off adhesive.
REWIND COVER	REV Gen4 (Narrow) Summit, Backcountry, Freeride	860201463	 <ul style="list-style-type: none"> • Covers rewind handle to let your knees slide smoothly. • Allows installation of Knee Pads (860201917).

*While supplies last.


SUSPENSION & SHOCK KITS

SUSPENSION

REMOTE COUPLER BLOCK ADJUSTER

REV Gen4 129" and 137" with rMotion rear suspension (2020 and prior), MXZ Sport, Renegade Sport, Grand Touring Sport (2021 and up)

860201902*



- Allows rider to attune ski-loading to current trail conditions.
- Quickly change coupler block position with a twist of the wrist.
- Go from uncoupled to your preferred coupled setting instantly.
- Coupled = less transfer, more weight on skis under acceleration.
- Uncoupled = more transfer, easier to lift skis under acceleration.
- Patent pending.

tMOTION ADJUSTABLE LIMITER STRAP

REV Gen5 (Deep Snow)

860202439

REV Gen4 (Narrow) with tMotion and cMotion rear suspensions (except Freeride 146" 2020 and prior and Backcountry X-RS)

860201861



- Quickly change limiter strap length by flipping a lever, to attune ride and handling to snow conditions and terrain.
- Shortening keeps the front end lower and improves track approach angle.
- Lengthening increases transfer and lifts the front end higher.
- Adjustment is equivalent to 2 holes on a conventional strap (1.3"/34 mm).
- Slim, non-intrusive design.
- 2 initial settings to choose from: holes 3 to 5 or 2 to 4 (compared to conventional strap hole positions).
- US patent 9022156.

T MOTION KIT

REV Gen5 (Deep Snow)

860202723



- Convert a tMotion XT fixed arm suspension into a tMotion X suspension.
- Articulated rear arm to increase maneuverability and agility.

tMOTION RIGID ARM

REV Gen5 (Deep Snow)

860202413



- Convert a tMotion X to a fixed arm tMotion XT suspension.
- Fixed rear arm for technical riding in steep terrain.
- Improves sidehilling performance.
- More precise and predictable while sacrificing some ease and agility.

NEW RAS RX FRONT SUSPENSION

REV Gen5 and REV Gen4 with RAS X front suspension and 42" ski stance (except Grand Touring)

860202843



- Provides better cornering stability and steering precision.
- The taller ski leg and the new geometry are inspired by the RAS-RS.

FRONT SUSPENSION WIDENING KIT

REV Gen5 (Deep Snow), REV Gen4 Summit and Freeride with 36" RAS 3 front suspension

860201588



- Adjustable width 38.4"–40.1" (975–1,019 mm).
- Includes X package shock absorbers and springs.

RAS X FRONT SUSPENSION UPGRADE KIT (WITHOUT SHOCKS)


REV Gen4 MXZ, Renegade and Grand Touring with RAS 3 front suspension


860202187




- Update your sled RAS 3 to the new RAS X configuration.
- Provides wider ski stance offering sure-footed cornering with improved bump performance.
- Kit includes new spindles and A-arms and all necessary hardware.
- Compatible with Pilot X skis.


*While supplies last.


FRONT SUSPENSION KIT (36")	REV-XM, XS, XP	860201153	
	<ul style="list-style-type: none"> • To update your sled to the REV-XM Summit X with T3 package. • Delivers the agility of the original S-36 handling package, plus the benefits of the RAS 2. • Better straightline tracking on big bumps. • Lighter weight. • Great styling. • HPG shocks. • Ski stance adjustable from 35.7" (90 cm) to 37.4" (95 cm). 		

SWAY BAR QUICK-DISCONNECT LINK KIT	REV Gen5 (Deep Snow), REV Gen4 Summit and Freeride, XM and XP Summit 2013 to 2020	860200811	
	<ul style="list-style-type: none"> • Kit allows you to utilize the benefits of a sway bar on rough trails and quickly disconnect it for sidehilling. • Sold individually. 		


NEO SUSPENSION

RETROFITTABLE SWAY BAR	Neo	860202206	
	<ul style="list-style-type: none"> • Kit gives the rider the benefit of a sway bar for stability on trails. 		

REAR SUSPENSION COIL	Neo	860202457	
	<ul style="list-style-type: none"> • Higher capacity springs for use with passengers or larger riders. 		

SHOCK UPGRADE KIT	Neo Base	860202210	
	<ul style="list-style-type: none"> • Premium front shock upgrade for base Neo model. • KYB 36 mm high pressure gas shock absorber. • Spring preload adjustment. • Reverse mounting (body up) to minimize unsprung weight. 		

KYB SHOCKS

KYB PERFORMANCE SHOCKS KIT	REV Gen5 and REV Gen4 with RAS X suspension (except SAS)	860202466	
	<ul style="list-style-type: none"> • Race Edition KYB shock absorbers. • Piggy Back 46 mm bodies with 16 mm shaft. • Feature separate adjustments for high- and low-speed compression plus rebound damping. • Kashima coated for friction-free performance and long life. • Fits RAS X front suspension. 		



FOX SHOCK KITS

REAR TRACK SHOCKS – LIGHTWEIGHT FLOAT 3 QS3 (CENTER) / 1.5 ZERO QSR WITH LOCK-OUT (REAR)

REV Gen4 Summit and Freeride 146", 154", 165" with tMotion

860202278*



- This FOX kit features the Lightweight Float 3 center and 1.5 Zero with lock-out rear shocks to help your sled get skinny. The center shock features QS3 three position adjustment for quick and easy compression and rebound adjustments. The rear features QS3 compression adjustment plus a lockout feature.

- FEATURES:
 - Optimized lightweight shock design.
 - One piece, aluminum mounting hardware.
 - High-flow velocity-sensitive damping.
 - Internal groove position sensitive technology.
 - Fully rebuildable and re-tunable.
 - Fits 146"-165" track lengths.

REAR TRACK SHOCKS – LIGHTWEIGHT 1.5 ZERO QS3-R (CENTER) / LIGHTWEIGHT 1.5 ZERO QSR WITH LOCKOUT (REAR)

REV Gen4 Summit and Freeride 146", 154", 165" with tMotion

860202276*



- The newest version of FOX's renowned lightweight shocks to fit deep snow rear suspensions. The center shock features QS3 three position adjustment for quick and easy compression and rebound adjustments. The rear features QS3 compression adjustment plus a lockout feature.

- FEATURES:
 - Optimized lightweight spring and shock design.
 - FOX ice scraper technology (FIST).
 - One piece, aluminum mounting hardware.
 - High-flow velocity-sensitive damping.
 - Internal groove position sensitive technology.
 - Fully rebuildable and re-tunable.
 - Fits 146"-165" track lengths.

PREFILTERS & VENT KITS

PREFILTERS

HEAVY-DUTY AIR INTAKE FILTER KIT

REV Gen5 (Deep Snow)

860202459



- Filters prevent water intrusion and snow buildup.
- Designed in 2 parts, one fixed and the other removable.

- Quickly replace the upper filter in the event of damage without tools.
- Replacement for stock filters.

REPLACEMENT HEAVY-DUTY AIR INTAKE FILTER

REV Gen5 (Deep Snow)

860202748



- Replacement filter for Heavy-Duty Air Intake Filter Kit (860202459).








AIRBOX POP-OFF VALVE FILTER KIT

REV Gen4 850 E-TEC, 600R E-TEC, 600 EFI

860201755*



*While supplies last.

HEAVY-DUTY AIR INTAKE FILTERS	REV Gen4	860201399	
	<ul style="list-style-type: none"> • Filters prevent water intrusion and snow buildup. • Reinforced intake filters, preventing damage in heavy use. • Replacement for stock filters. • Not compatible with One-Piece Lightweight Hood 		
PREFILTER GRILLE KIT	REV Gen4 (Narrow)	860201224*	
	<ul style="list-style-type: none"> • Reduces water and snow intrusion with a clean, integrated look. • Easily removable bottom grille. • Snap-in top grille. • Airbox pop-off valve filter. 		
PREFILTER GRILLE KIT	REV-XM, XS	860200610*	
	<ul style="list-style-type: none"> • Fully integrated overmolded prefilter snap-in grilles. • Repels and prevents snow from entering bottom pan and hood openings. • Kit includes easily removable bottom pan grille, lower pan cover plugs, hood grille, and air-box pop-off valve prefilter. 		
REPLACEMENT FRONT PREFILTER	REV-XM, XS	517305029	
			
PREFILTER GRILLE KIT	REV-XU Expedition, Skandic	860201152*	
	<ul style="list-style-type: none"> • Keeps snow and moisture out, lets air in. • Plastic frame molded over mesh for strength. • Installs easily. • Totally integrated design. • Kit includes filters for bottom pan and hood openings. <ul style="list-style-type: none"> • Not compatible with Heavy-Duty Front Bumper with 2" Receiver (860200987). 		
VENT KITS			
VENT KIT FOR SIDE PANELS	REV-XM	860200609*	
	<ul style="list-style-type: none"> • Fast air- evacuating overmolded prefilter vents. • Easy do-it-yourself installation onto premarked production side panels. • 1 3/4" hole saw required. • Use in conjunction with your stock vehicle panels. • For racing applications only. <ul style="list-style-type: none"> • Kit includes vents for both side panels (24x). • Foam with foil included. 		
VENT KIT	All models	860200684*	
	<ul style="list-style-type: none"> • Assortment of replacement or additional vents (7x) with hardware. • Can be installed on most body panels with relatively flat surface and 2.5 to 3.2 mm thickness. 		

*While supplies last.

COOLING & LUBRICATION

LinQ LIGHTWEIGHT SNOWFLAP EXTENSION



REV Gen5, REV Gen4 (with short tunnel)

860202393

- Removable snowflap extension that helps engine cooling in hardpack, low and icy snow conditions when installed.
- Stows on the tunnel when not in use.
- Installs on the stock lightweight snowflap of Summit and Freeride models with short tunnel.
- Compatible with stock and hitch bumpers.

LinQ REMOVABLE SNOW FLAP



REV Gen5 and REV Gen4 Freeride and Summit 154" and longer
REV Gen5 146" Backcountry, REV Gen4 146" Backcountry, Summit, Freeride: specific installation required, see instruction sheet for details

860201914

- Lets you play in the deep powder with no restriction.
- Retains cooling properties when installed.
- Stows on tunnel when not in use.
- Installs with stock snowflap.
- Does not fit with Hitch Rear Bumper.
- Does not fit short tunnel.

SNOWFLAP



REV-XP, XR except GTX, Grand Touring, XU Expedition 2009 to 2019

860200106 • Black / Yellow
860200467 • Black / Grey

- Customize your sled.
- Hardware included.

TUNNEL ICE SCRATCHERS WITH REPLACEABLE TIPS



REV Gen4 16" (129") and Grand Touring LTD
REV Gen5 (Trail, Crossover), REV Gen4 16" (137" and up, except Summit Neo) and Summit XM
REV Gen4 20" and 24"

860202267*

860202387

860202388

- Thoughtful design features replaceable carbide tips.
- Provides additional cooling in hard or icy snow conditions.
- Coil design allows reverse operation without damage.
- Easily stored below running board when not in use.
- Not compatible with models equipped with SAS (Smart-Shock Semi-Active Suspension).

**Not compatible with 129" and 137" Sport models with SC-5M suspension.
Bracket [860201503] required for MXZ 129" with quick-adjusters.

ICE SCRATCHERS TIPS

[Not illustrated]

Rail Ice Scratchers [860202330]
Fits with all Ice Scratchers [except Rail Ice Scratchers 860202330 and 860201728]

860202860 • Narrow Shape

860201446 • Delta Shape

- Ice scratcher replaceable carbide tips.

RAIL ICE SCRATCHERS





Compatible with SC5M, SC5U (16" and 20"), rMotion and rMotion-X suspensions





860202330

- Provides additional cooling in hard and icy conditions.
- The spring configuration makes it possible to drive in reverse, reducing the risk of damage.
- Small and compact, stored along the rail when not in use.
- For hook replacement use service part 860202574.
- An additional wheel is required on snowmobiles under certain conditions when installing the Rail Ice Scratchers. Please see instruction sheet.





*While supplies last.

RAIL ICE SCRATCHERS 	REV Gen5 (Summit, Freeride and Backcountry), REV Gen4 (Summit, Freeride, Backcountry and Tundra Sport), XM, XP (Summit and Freeride)	860201728	
<ul style="list-style-type: none"> • Provide additional lubrication in hard and icy conditions. • Rail mounted, small, light. • Design expands on coil concept to allow reversing without damage. • Easily stored when not in use. 			
AIR RADIATOR KIT 	REV Gen5 (Trail, Wide), REV Gen4 (Wide) with 600 ACE, 900 ACE, 900 ACE Turbo and 900 ACE Turbo R REV Gen4 (Wide) Skandic and Tundra with 600 EFI	860202038 860202144	
<ul style="list-style-type: none"> • Provides additional cooling in extreme conditions. • Not compatible with Auxiliary LED Light (860201235). 			

LED LIGHTS

AUXILIARY LED LIGHT 	REV Gen5 (Deep Snow), REV Gen4 Summit, Freeride, Backcountry X-RS and MXZ Neo	860202429	
<ul style="list-style-type: none"> • Riser mounted adjustable auxiliary light for sleds. • Provides 1,375 extra lumens of light. • Weighs 540 grams. • Flips up when needed and folds down out of the way when not in use to avoid damage. • Integrated switch automatically shuts light off when folded down. • Operates with the high beam switch. • Compatible only with ultra low windshield on REV Gen5 and REV Gen4. • Required Harness (515179306) on REV Gen4 Summit, Freeride, Backcountry X-RS and MXZ Neo. • Not compatible with Forward Adjustable Riser Kit (860201320). • Not compatible with Glovebox Extensions (860202072 and 860201249) on REV Gen4. • Not compatible with Glovebox Extension (860202501) on REV Gen5. 			
AUXILIARY LED LIGHT HARNESS 	REV Gen4 Summit, Freeride, Backcountry X-RS and MXZ Neo	515179306	
<ul style="list-style-type: none"> • Required for Auxiliary LED Light (860202429) use on REV Gen4 Summit, Freeride, MXZ Neo and Backcountry X-RS. 			
AUXILIARY LED WIDE LIGHT 	REV Gen5 (Trail, Crossover)	860202428	
<ul style="list-style-type: none"> • Integrated design for factory look. • LED lights add 2,000 additional lumens in an intense, super-wide fog light-type pattern. • Covers the dark zone directly in front of the vehicle and to the sides. • Easy to install with a simple plug-and-play hook-up. 			
AUXILIARY HI BEAM 	REV Gen5 (Trail, Crossover)	860202430	
<ul style="list-style-type: none"> • LED lamps add 2,750 additional lumens of Hi-Beam light wider and lower than the stock Hi-Beam. • Easily to install in the nose with a simple plug-and-play hook-up. • Operates in tandem with the stock Hi-Beam Switch. 			

LED LIGHTS

AUXILIARY LED LIGHT	REV Gen4 (Wide) REV Gen4 (Narrow)	860201650 860201818	
	<ul style="list-style-type: none"> • 8 LEDs provide more than 2,500 additional lumens for an intense super-wide foglight-type pattern. • Say goodbye to sacrificing close range lighting when switching to high beams. • Easily installs on hood with a simple plug-and-play hook-up. 	<ul style="list-style-type: none"> • Dynamic scoop design integrates perfectly with REV Gen4 platform. • Not compatible with One-Piece Lightweight Hood. 	<p><i>*Auxiliary Light Bracket Kit (860202315) required for installation on 2-stroke models with air radiator.</i></p>
HIGH BEAM AUXILIARY LED LIGHTS	REV Gen4	860201651	
	<ul style="list-style-type: none"> • Increase considerably the stock high beam output. • Light covers more distance for great night visibility. • Work with existing Auxiliary LED Lights (860201818, 860201650). 	<ul style="list-style-type: none"> • Not compatible with One-Piece Lightweight Hood. 	
NEW LED SIGNAL LIGHTS FOR WINDSHIELD	REV Gen5 (Trail, Crossover)	860202703	
	<ul style="list-style-type: none"> • LED Signal Light changes color. • Includes a switch to change modes. • Signals other riders on the trail. <ul style="list-style-type: none"> - Mode 1 white running light (default mode). - Mode 2 amber (left side only): Riders behind - Mode 3 green (left side only): Solo rider/end of group - Mode 4 both sides flash amber: Caution/hazardous situation 	<ul style="list-style-type: none"> • Installs on Windshield Side Deflector Kit for medium and higher windshields. • For easier installation, use the Accessory Switch Console with premade hole (860202827). • Requires Windshield Side Deflector Kit (860202437) for medium and higher windshield if not already installed on your vehicle. • Sold in pairs. 	
LED SIGNAL LIGHTS FOR HANDGUARDS	REV Gen5, REV Gen4	860202619	
	<ul style="list-style-type: none"> • LED Signal Light changes color mode. • Include a switch to change modes. • Signals other riders on the trail. <ul style="list-style-type: none"> - Mode 1 white running light (default mode). - Mode 2 amber (left side only): Riders behind - Mode 3 green (left side only): Solo rider/end of group - Mode 4 both sides flash amber: Caution/hazardous situation 	<ul style="list-style-type: none"> • Compatible with flexible, transparent, dark smoke or XL handguards. • Retain stock color cap. • Sold in pairs. • Require Retrofit Harness (860202740) for installation on REV Gen4. • For easier installation, use the Accessory Switch Console (860202827). 	

3 COLORS, 4 MODES, 1 GIANT STEP

LED SIGNAL LIGHTS FOR HANDGUARDS
860202619



LED SIGNAL LIGHTS FOR WINDSHIELD
860202619



How to use it:

Mode 1:

White running light = Default.

Mode 2:

Amber (left side only) = Caution, riders behind me.

Mode 3:

Green (left side only) = Beware, I'm the last sled in the group, or alone.

Mode 4:

Amber (both sides, flashing) = Caution, there's a hazardous situation, or Beware, I've stopped.

FRONT BUMPER LED WORKING LIGHTS

REV Gen4 (Wide) except Tundra and Skandic

860201771

- Adjustable work lights.
- Perfect for low light tasks.
- Point the light where you need it.
- Used with Full Wrap-Around Bumpers (860201676, 860201822, 860202027).
- Sold in pairs with toggle switch.
- Not compatible with Full Wrap-Around Front Bumpers (860201982, 860201983, 860201984)

LinQ WORKING LIGHT

REV Gen4

860202380

- Convenient LinQ mount with swivel allows you to adjust as needed.
- Ultra-bright 1,000 lumens output.
- Works when at idle.
- Requires 12V outlet (860201888) for REV Gen4 (Wide) 20" and 24" and 12V outlet (860202069) for REV Gen4 (Narrow) 16".
- Can be installed on the Stackable LinQ Deck (860202746).

ELECTRICAL

NEW EMBEDDED MAPS

REV Gen5 2023 and up with 10.25" Color Touchscreen Display.

860202727

- Retrofit for 2023 and 2024 vehicles with a 10.25" Color Touchscreen Display.
- Adds GPS tracking.
- Adds embedded maps.
- Allows GPS mapping and tracking without a cell phone.
- Included on all 2025 models with 10.25 in. Color Touchscreen Display.

ACCESSORY SWITCH CONSOLE

REV Gen5

860202827

- Console ready for electrical switches.
- Comes with 3 removable switch hole caps.

HEATED VISOR KIT

REV Gen5

860202338

REV Gen4

860201283

REV-XM, XS, XP, XR, XU Tundra

860201234

- Easy install plug-in for visor kit or heated accessories.
- Wiring harness included.
- Standard RCA plug.

E LinQ

REV Gen5 (except 600 EFI)

860202354

REV Gen4 (except Summit, Freeride and 600 EFI)

860201719

860202354

860201719

- Combines both DESS cord and heated visor/accessory cord into one.
- Converts standard DESS cord into a powered cord.
- Easy and quick magnetic connection that self locates.
- Reduces chances of a broken connector.
- Increases freedom of movement with fewer cords.
- Works with any electric helmet and 12V heated visor.
- Maintains power connection 100% of the time.
- Supply power up to 3A.

E LinQ RF DESS KEY

REV Gen5 (except 600 EFI)

515179017 (Not illustrated)

REV Gen4 (except Summit, Freeride and 600 EFI)

515178582

- Sold as replacement part for the E LinQ vehicle connector.

ELECTRICAL

<p>DESS CORD HOLDER</p>	<p>REV Gen5, REV Gen4 (except Neo)</p>	<p>278003870</p>	
	<ul style="list-style-type: none"> • Hook currently sold with the E LinQ vehicle connector (860201719). • Sold both as a replacement part for the E LinQ and as an add-on for any DESS cord from the last 10 years. • Allows rider to attach DESS cap to the jacket and provides out-of-the-way convenience when not in use. 		
<p>PROGRAMMABLE RF D.E.S.S.™ KEY</p>	<p>2015 and up vehicles with 600, 900 ACE, 900 ACE Turbo or 1200 engine</p>	<p>860201162 • Green 515178286 • Black</p>	
	<ul style="list-style-type: none"> • Digitally Encoded Security System [D.E.S.S.] key's ball-and-socket design provides the rider with quick and easy start every time. • Anti-theft technology: the key communicates with the vehicle wirelessly so the vehicle starts only when the key code matches the vehicle, for ultimate peace of mind. • Color options facilitate differentiation between the programmed keys. <p>• Programmable RF D.E.S.S.™ Key can also be programmed to limit the speed of the snowmobile and engine torque, enabling first-time users and less experienced operators to learn how to operate while gaining the necessary confidence and control.</p> <p><i>Speed limitation is available on: 2015 and up 600, 900 ACE, 900 ACE Turbo models and on 2017 and up 1200 engine models.</i></p>		
<p>PROGRAMMABLE D.E.S.S.™ KEY</p>	<p>515178284</p>		
	<ul style="list-style-type: none"> • Anti-theft technology, Digitally Encoded Security System [D.E.S.S.] key easily snaps onto the vehicle and provides the rider with quick and easy start every time. • The key communicates with the vehicle wirelessly so the vehicle starts only when the key code matches the vehicle, for ultimate peace of mind. <p>• The Programmable D.E.S.S. Key can also be programmed to limit the speed of the snowmobile and engine torque, enabling first-time users and less experienced operators to learn how to operate while gaining the necessary confidence and control.</p> <p><i>Speed limitation is available on: 2014 900 ACE engines.</i></p>		
<p>BLOCK HEATER KIT</p>	<p>REV Gen5 (Wide), REV Gen4 (Wide) with 900 ACE Turbo R, 900 ACE Turbo and 900 ACE (2019 and up),</p>	<p>860201671</p>	
	<ul style="list-style-type: none"> • Allows easy starts in the coldest of conditions. • Easy installation. 		
<p>ELECTRIC STARTER KIT</p>	<p>REV Gen5 (Deep Snow and Trail MXZ X-RS with comp. package 600R E-TEC), REV Gen4 (Narrow) (not compatible with SHOT starter) REV-XP, XM, XS 600 E-TEC (2009 and up), 800R, 800R E-TEC REV-XP with 500 SS, 600 Sport (2009 and up), XP Fan, XU Tundra</p>	<p>860201282 860200627 860201085</p>	
	<ul style="list-style-type: none"> • Starts your sled with the simple push of a button. • Kit components may vary per model. 		
<p>USB INTELLIGENT POWER OUTLET KIT</p>	<p>REV Gen5</p>	<p>860202433</p>	
	<ul style="list-style-type: none"> • Power all your electronics with this easy to mount USB plug. • Provides 1 USB-A3.0 and 1 USB-C (PD) plug. • Power rate: 36 watts. <p>• Intelligent USB charger for a fast charge when battery is low.</p> <p>• Installs inside storage compartment.</p> <p>• Includes wiring harness for installation on REV Gen5 models.</p> <p><i>PD: power delivery</i></p>		

USB INTELLIGENT POWER OUTLET KIT	REV Gen4	860202847	
	<ul style="list-style-type: none"> Includes a T Harness. Power all your electronics with this easy to mount USB plug. Provides 1 USB-A3.0 and 1 USB-C (PD) plug. Power rate: 36 watts. Intelligent USB charger for a fast charge when battery is low. Installs inside storage compartment. 		<ul style="list-style-type: none"> Glovebox for One-Piece Lightweight Hood (860202193 or 860202572) is necessary if installed on REV Gen4 lightweight hood models. Not compatible with 7.8 in. wide LCD color display for REV Gen4. <p><i>PD: power delivery</i></p>
12-VOLT POWER OUTLET KITS	REV Gen5, REV Gen4 REV-XP, XR, XU Tundra [except standard 2011-2012] REV-XM, XS	860201423 860200196 860200632	
	<ul style="list-style-type: none"> Power up all your electronics with these easy-to-mount 12V plugs. 		<ul style="list-style-type: none"> Install inside storage compartment. Wiring harness included.
12-VOLT POWER OUTLET REPLACEMENT KIT	861507200		
	<ul style="list-style-type: none"> Wiring harness is not included. 		
12-VOLT PLUG FOR LinQ MULTI-MOUNT PLATE	REV Gen4 (Wide) 20" and 24" REV Gen4 16"	860201888 860202069	
	<ul style="list-style-type: none"> Standard 12V outlet for the rear of the vehicle. Multi LinQ Plate Retrofit Kit (860202133) required for installation on Skandic Sport. 		
RCA ADAPTOR PLUG KIT	515176794		
	<ul style="list-style-type: none"> Y plug power splitter lets you connect 2 heating components or 1 heater and 1 electrical visor. 		
RETROFIT HARNESS	REV Gen4	860202740	
	<ul style="list-style-type: none"> Adaptor to power REV Gen5 accessories on REV Gen4 vehicles. Converts the 2-pin connector to 3-pin. Not compatible with Auxiliary LED Light (860202429) on Gen4 because it requires Harness (515179306). 		
ELECTRIC ACCESSORIES WIRING HARNESS	REV-XS, XM, XP, XR, XU Tundra [except Tundra Standard 2011-2012]	860200817	
<i>(Not illustrated)</i>	<ul style="list-style-type: none"> Electrical kit required when combining multiple accessories. 		
UNIVERSAL GPS SUPPORT KIT	REV-XR, XU	860201018*	
	<ul style="list-style-type: none"> Kit includes mount, wiring harness and all hardware. GPS sold separately. Requires Montana GPS and Support Kit (860201417). 		

ELECTRICAL

AMBIENT AIR AND ENGINE TEMPERATURE MODULE

2015 and up for all platforms
REV Gen5, REV Gen4

860201021*
860201362



- Get both outside air and engine temps on your cluster.
- Fits both analog and digital multifunction gauge.
- Plug-and-play in vehicle harness.

**Except fan-cooled engines and 2015 P-TEK.*

YUASA¹ BATTERIES



- Maintenance free.
- No need to add water but periodic charging required when not in use.
- Absorbed Glass Mat (AGM) Separators—an advanced battery technology that eliminates the need to ever add water.
- Advanced lead-calcium technology—holds its specific gravity more than 3 times longer than conventional lead antimony batteries.

MODELS

20 Amps Dry (Y50N18L-A)	410301201
3 Amps Wet (YTX4L-BS)	410301204
18 Amps Wet (YTX20L-BS)	410301203
18 Amps Wet (YTX20HL-PW)	415129898
21 Amps Wet (YTX24HL-BS)	410922962
30 Amps. Wet (YIX30L)	515176151

CTEK BRP 5.0 CHARGER

860200997



- CTEK, the manufacturer of the smartest battery chargers in the world, has produced a BRP specific charger for all BRP products.
- Charger is built to meet the demanding arctic conditions.
- Ask your dealer for more information.

**While supplies last.*

COVERS & TRAILERING

EQUIVALENT CONFIGURATION AND POSSIBLE OPTIONS

PLATFORMS	SUMMIT	FREERIDE	BACKCOUNTRY	MXZ	RENEGADE	GRAND TOURING	EXPEDITION	TUNDRA	SKANDIC	1-UP SEAT	1.5-UP SEAT (SHORT 2-UP SEAT TUNDRA)	2-UP SEAT and 1 + 1 SEAT	1+1 PASSENGER RACK	PASSENGER HANDGRIPS, PASSENGER WIND DEFLECTOR, BACKREST	NO WINDSHIELD	ULTRA LOW WINDSHIELD	LOW WINDSHIELD	MEDIUM WINDSHIELD	HIGH WINDSHIELD	EXTRA HIGH WINDSHIELD	ULTRA HIGH WINDSHIELD	MIRRORS ON WINDSHIELD SIDE DEFLECTORS	HANDLEBAR AIR DEFLECTORS	MXZ HI-RISER KIT OR SUMMIT HI-RISER KIT	EXTRA FRONT BUMPER	WRAP-AROUND BUMPER	COVER OVER THE LUGGAGE BOX	STOCK MODELS (2025)	SKU	PRICE	
RIDE-ON-COVER SYSTEM WITH RAP-CLIP																															
REV GEN5 (DEEP SNOW)	•	•																											Summit (Adrenaline, Adrenaline with Edge Package, X and X with Expert Package), Freeride	860202550	
REV GEN5 (TRAIL AND CROSSOVER)			•	•	•					•	•	•				•	•												MXZ (Adrenaline, Adrenaline with Blizzard Package, X, X-RS and X-RS with Competition Package), Renegade (X-RS), Backcountry (Adrenaline, X and X-RS)	860202546	
			•	•	•					•	•	•																	Renegade (Adrenaline, Adrenaline with Enduro Package and X), MXZ 1-Up with Medium Windshield Accessory	860202548	
			•	•	•	•				•	•	•																	MXZ, Renegade, Backcountry 2-Up with Medium to Ultra High Windshield Accessory	860202551	
REV GEN4 16"																													Grand Touring (LE and LE with Platinum Package)	860202549	
		•	•							•	•	•																	Summit (Neo and Neo+)	860201884	
		•	•							•	•	•																	Summit and Freeride with Medium or High Windshield Accessory	860201885	
				•	•	•				•	•	•																	MXZ (Sport, Neo and Neo+), Renegade (Sport), Backcountry (Sport)	860202546	
				•	•	•				•	•	•																	MXZ, Renegade, Backcountry 1-Up with High or Ultra High Windshield Accessory	860202552	
				•	•	•	•			•	•	•																	Expedition (Sport), Grand Touring (Sport)	860202551	
REV GEN4 20"									•	•	•																	1-Up with Wrap-Around Bumper	860202608		
REV GEN4 24"									•	•	•																	2-Up with Wrap-Around Bumper	860202609		
REV GEN4 20"									•	•	•																	Expedition (LE and SE)	860201972		
REV GEN4 24"									•	•	•																	Expedition (LE)	860202200		
REV GEN4 20"									•	•	•																	Expedition (Xtreme)	860201973		
REV GEN4 LTS 16"								•		•	•																	Tundra (LE and Sport)	860202173		
REV GEN4 LTS 20" AND 24"								•		•	•																	Skandic (Sport)	860201973		
								•		•	•																	Skandic (LE and SE)	860202200		
INTENSE RAP-CLIP COVER																															
YOUTH										•	•																		Youth 120, Youth 200	860202553	
REV-XM		•								•	•																		Summit (SP)	860201375	
			•	•						•	•																		Renegade, Backcountry	860201374	
			•	•						•	•																		REV-XM with Medium-High Windshield	860201376	
REV-XS				•	•					•	•																		MXZ (X), Renegade (X)	860201373	
				•	•					•	•																		MXZ (Sport, TNT and Blizzard), Renegade (Sport, Adrenaline and Enduro)	860201374	
				•	•					•	•																		REV-XS 1-Up with Ultra High Windshield	280000627	
				•	•	•				•	•																		REV-XS with 1+1 Seat and Backrest	280000626	
				•	•					•	•																		REV-XS with Side Panel Mirrors	280000609*	
				•	•					•	•																		Grand Touring (LE)	860201371	
REV-XU				•	•					•	•																		Grand Touring (SE)	860201372	
				•	•					•	•																		Expedition (Sport), Grand Touring (Sport)	280000630	
				•	•					•	•																		Tundra (Sport, LT and Xtreme)	280000650	
				•	•					•	•																		Tundra with Extra High Windshield	280000673	
NO RAP-CLIP, NO RIDE-ON-COVER SYSTEM																															
REV-XP		•								•	•																		Summit (Sport)	860201387	
			•	•						•	•																		Mxz (Sport), Renegade (Sport)	860201388	
				•	•					•	•																		Expedition (Sport)	860201389	
				•	•	•				•	•																			REV-XP with 1+1 Seat and Backrest	280000590*

*While supplies last.

COVERS & TRAILERING

LIGHTWEIGHT PACKABLE COVER

REV Gen4

860202172



- Compact, lightweight and packable.
- Covers front lights, handlebar, cluster, glovebox and seat area.
- Fits all REV Gen4 from 16" to 24".

TUNNEL COVER

REV Gen5, REV Gen4 (Narrow) and (Wide) 16" up to 146" length sleds


860201844



- Protects tunnel accessories (single stacked).
- Compatible with all covers (except Grand Touring Limited).
- Easy to install.
- Not compatible with LinQ Saddlebags (860202621).

SUPERGLIDE II PRO

860201216



- No more ripping up the plywood on your trailer.
- Allows skis to glide with ease.
- Traction knobs incorporated for better traction.
- Exclusive venting, protects the deck of your trailer from moisture damage.
- Total length of 20' (6 m).
- Each box contains 8 pieces 8.5" x 29.5" (21.5 cm x 74.9 cm).
- Comes with 48 specially coated screws with grommets.

SUPERGLIDE II WIDE


860201592



- Allows sled skis to glide with ease.
- Specifically designed traction knobs provide improved traction for your feet.
- Oval mounting channels and custom shoulder screws prevent warping by allowing for expansion and contraction that result from varying temperature.
- Exclusive venting, protects the deck of your trailer from moisture damage.
- Each box contains 8 pieces 13.5" x 29.5" (34.3 cm x 74.9 cm).
- Comes with 72 specially coated screws with grommets.
- Total length of 20' (6 m).

SUPERGLIDE EDGE RAIL TRIM

860201217 • Aluminum



- To secure Superglides on ramps or decks leaving an encapsulated finished edge.

SUPER TRACTION GRID

860201593



- Super Traction Grid's strategic grid pattern provides incredible grip and accommodates all snowmobile tracks, even with paddles or studs.
- Each box contains 4 pieces 8.25" x 30" (20.9 cm x 76.2 cm) and hardware.

SUPERCLAMP II

860200950



- Innovative trailer tie-down system.
- Silicone rubber pads to protect your skis.
- Front and middle handles allow easy maneuverability.
- Padlock compatible, becomes a theft deterrent.
- Tension adjustment knob—fits all snowmobiles.
- Comes with screw-style deck hook.

REAR SUPERCLAMP WITH SUPERTRAC**860201425**

- Snowmobile tie-down system for rail.
- Silicone rubber pads to protect snowmobile suspension skid.
- Tension adjustment knob—fits all snowmobiles.
- 12" (30 cm) Supertrac kit included.
- Padlock compatible, becomes a theft deterrent.

RAMP CROSSBAR PROTECTORS

2 pieces with 6 screws
 10 pieces with 30 screws
 24 pieces with 72 screws

860201672**860201673****860201674**

- Enhance and protect your ramp investment.
- Designed to mount over 1" ramp crossbars on solid, double and tri-fold loading ramps.
- 2 pieces together helps prevent stud damage to loading ramps from snowmobile-studded tracks while adding traction.

SUPERTRAC KIT**860201413 • 12"****860201414 • 24"****860201415 • 48"**

- Includes: 1 piece Supertrac, 1 Supertrac deck hook, 2 end caps and all mounting hardware.

T-STYLE DECK HOOK**860200995**

- For trailers with a channel in the floor.

SUPERTRAC DECK HOOK

REV Gen5, Neo, REV Gen4 (Narrow)

860201416

- For Supertrac.
- Adjustable and removable hook.

SCREW STYLE DECK HOOK**860200994**

- Most common.
- Comes standard with front Superclamps.
- Screws into the existing hole where you would screw the old style bar and crank into or make your own holes.

GARAGE & TRUCK SLED DECKS

SLED SHOP WHEELS

860201805



- Non-slip rubber grips allow this steel 4-dolly system to move your sled easily throughout the garage.
- Works with both dual and single runner skis.
- 4-wheel dolly kit (kit includes 3 dollies with 4 wheels each).

RATCHET TIE-DOWNS

715008309



- 400 lb (181 kg) safe working load.
- 1" x 10' (2.5 cm x 3 m) strap with Sea-Doo, Ski-Doo and Can-Am logos.
- Deluxe ratchet with rubber handle.
- Coated hooks.
- Pack of 2.

HEAVY-DUTY RATCHET TIE-DOWNS

715008308 • 12" (300 mm) webbing included

715006227 • 18" (460 mm) webbing included



- 1,000 lb (454 kg) safe working load.
- 1.5 in. x 6 in. (38 mm x 1.8 m) strap with Sea-Doo, Ski-Doo and Can-Am logos.
- Deluxe ratchet with rubber handle.
- Vinyl-coated hooks.
- Pack of 2.

LOCKABLE VEHICLE FUEL CAP

619590085



- Lockable to protect your fuel.
- Meets latest EPA requirements.

SKI-DOO 2" (5 CM) RUBBER HITCH CAP

520001498





PARTS

// PARTS

109 TRACTION & CONTROL

120 CVT MAINTENANCE PARTS

SKI-DOO LIMITED WARRANTY*

// 2-YEAR ON GENUINE BRP PARTS











With Ski-Doo parts, you get the peace of mind of a FULL TWO-YEAR WARRANTY. And if they're installed by your authorized BRP dealer, labor is covered too. BRP-rebuilt components are a cost-effective solution.

Ski-Doo-rebuilt parts carry the same two-year warranty for major assemblies like short blocks, cylinders and crankshafts.

*Purchased at an authorized BRP dealership/distributor or on a BRP-authorized online store. Other exclusions may apply, see complete limited warranty or contact your Ski-Doo authorized dealer. Unless otherwise stipulated or required by law. This limited warranty does not apply to factory installed accessories.

























TRACTION & CONTROL

SKIS

RAPID ADJUST SKI STANCE	Fits all Pilot 7.4, Pilot X and DS-4 skis Fits all DS-1, DS-2, DS-3	860202334 860201619	
  Wide ski stance Narrow ski stance	<ul style="list-style-type: none"> • Quick toolless design adjusts ski stance in seconds. • Go from on-trail stability to off-trail agility. • Allows for 2" of ski stance adjustment. 	<ul style="list-style-type: none"> • Sold in pairs. • Needs Rubber Stopper Pads (505074748) to install on DS-1 and DS-2 skis (sold individually). 	
DEEP SNOW LIGHTWEIGHT SKI SPINDLE KIT	REV Gen4 with 36" ski stance	860201976	
	<ul style="list-style-type: none"> • Improves front dynamics when sidehilling. • 400 g lighter than stock spindle. 	<ul style="list-style-type: none"> • Standard on Summit X with Expert Package and Freeride 154"-165" 2020 and up. 	
PILOT X CONVERSION KIT	REV Gen4 MXZ, Renegade and Grand Touring	860202310	
	<ul style="list-style-type: none"> • Upgrades earlier models to the latest Pilot X skis. • Completes kit including 2 Pilot X ski assemblies with pre-installed handles, 2 carbides and all required hardware. 		
PILOT TS CONVERSION KIT	REV Gen4 MXZ, Renegade, Grand Touring	860201484	
	<ul style="list-style-type: none"> • Upgrade to the revolutionary adjustable Pilot TS skis. 	<ul style="list-style-type: none"> • REV-XS 2016 and up with RAS 2, REV-XP, XR, XS with 42" RAS 2 and 2016 spindle (860201353). • Does not fit with RAS X suspension, fits only on RAS-3 suspension. 	
PILOT TX SKI CONVERSION KIT	REV Gen4 and REV Gen5 MXZ, Renegade and Grand Touring	860202869	
	<ul style="list-style-type: none"> • Upgrades to the adjustable Pilot TX skis. 	<ul style="list-style-type: none"> • Does not fit with RAS-3 suspension (compatible only with RAS-X suspensions). 	
PILOT 7.4 UPGRADE KIT		860202119 • Black	
	<ul style="list-style-type: none"> • Upgrade earlier models to the latest Pilot 7.4 skis. • Complete kit including 2 Pilot 7.4 ski assemblies with pre-installed handles, 2 carbides and all required hardware. 	<ul style="list-style-type: none"> • Does not fit with LTS suspension. 	
PILOT 5.7 SKI UPGRADE KIT		860200524 • Black	
	<ul style="list-style-type: none"> • Complete kit for upgrading earlier snowmobile models. • Includes 2 skis, 2 handles with rivet kit, 2 Expedition carbides and all required hardware. 		
PILOT DS-2 SKI KIT		860201487 • Black	
	<ul style="list-style-type: none"> • Complete kit includes 2 ski assemblies with pre-installed handles, 2 Expedition carbides and all required hardware. 		
PILOT DS-4 SKI KIT		860202721 • Black	
	<ul style="list-style-type: none"> • 2-stage keel design improves flotation. • Entire keel has been moved forward compared to DS-3. 	<ul style="list-style-type: none"> • Revised rear portion improves consistency in deep snow. • Straighter tracking in rough conditions. 	
PILOT 7.4 SKI LINER	Pilot 7.4 skis	860202390 • Black	
	<ul style="list-style-type: none"> • Provides additional flotation and reduces ski wear. • 260 mm (10.25") wide. 	<ul style="list-style-type: none"> • Same durable material as 7.4 skis. • Sold in pairs. 	

// SKIS

Skis make all the difference in getting your sled to handle just how you like. We offer eight different styles of skis for you to choose from. Which one is right for you? Here are some tips on choosing the right one:

PLATFORMS: REV GEN5 / REV GEN4 / XP / XR / XU / XS / XM / REV	TOURING			PILOT 5.7 SL 2 carbides/ski	<ul style="list-style-type: none"> Lightweight single or dual runner skis provide effortless steering at low speeds and constant grip without compromise at higher speeds. Standard use is one carbide runner—add a second to reduce darting. Great all-around trail performance.
	UTILITY			PILOT 7.4 1 carbide/ski	<ul style="list-style-type: none"> Specifically designed for utility purposes. Deeper keels allow more control while towing. Increased tip-up rear end for better reverse capability. 1 inch wider than Pilot DS-2 for improved flotation in deep snow. More aggressive cornering while keeping a light steering feeling.
	TRAIL SPORT			PILOT 5.7 1 or 2 carbides/ski****	<ul style="list-style-type: none"> Lightweight single or dual runner skis provide effortless steering at low speeds and constant grip without compromise at higher speeds. Standard use is one carbide runner—add a second to reduce darting. Great all-around trail performance.
				PILOT TS ADJUSTABLE 1 carbide/ski	<ul style="list-style-type: none"> The industry's first and only adjustable ski. The Pilot TS skis allow riders to change ski bite for changing snow conditions or riding styles easily and quickly. With the Pilot TS skis you dial in the perfect setting by turning a knob on the ski leg. The ski runner has 1/2" (12.5 mm) of travel up and down. The thin runner and square keel design work together to eliminate darting.
				PILOT X 1 carbide/ski	<ul style="list-style-type: none"> Completely redesigned from Pilot 5.7 with a new structural topside for 10% more rigidity. 31 mm longer keel with a new shape reduces darting. Adds 10% more lateral surface area and blends more smoothly with a new carbide. 11 degree reduction in approach angle.
				PILOT TX 1 carbide/ski	<ul style="list-style-type: none"> Improved to better match the REV Gen4 features. Redesigned top side for increased rigidity. 20 mm shorter overall length and more dramatic tip-up at the rear. 63 mm longer runner plate increases lateral surface for more effective cornering. Smoother front approach angle to reduce darting even further.
				PILOT R 1 carbide/ski	<ul style="list-style-type: none"> Straight from the MXZ X 600RS race sled. Very aggressive profile for sharp handling. Lightweight with high rigidity. Proven on the ISOC race circuit.
	TRAIL PERFORMANCE			PILOT DS** 1 carbide/ski	<ul style="list-style-type: none"> Designed specifically for deep snow riding. Works well in many off-trail applications from utility sleds to mountain sleds. Thin edge is effective for grabbing side hills.
	DEEP SNOW			PILOT DS-2 1 carbide/ski	<ul style="list-style-type: none"> Evolution of the DS with a deeper and shorter keel. Increased agility and less effort than the original. Great all-around ski for deep snow use. Standard on mountain sleds with 2.5" lug tracks and utility sleds.
				PILOT DS-3** 1 carbide/ski	<ul style="list-style-type: none"> Deep snow ski designed to match the latest 3" lug and longer tracks. 0.47" (12 mm) deeper keel than DS-2. Works well for aggressive riders using the biggest tracks.
				PILOT DS-3 REV Gen4*** 1 carbide/ski	
				PILOT DS-4 1 carbide/ski	<ul style="list-style-type: none"> 2-stage keel design improves flotation. Entire keel has been moved forward with a revised rear portion for improved consistency in deep snow and straighter tracking in rough conditions.

Does not fit REV Gen4. *Fits only REV Gen4. ****Second carbide can be added to ski by drilling marked additional holes.
 Note: The use of aggressive skis, ski carbide runners or studs will alter the handling of your snowmobile, particularly in terms of maneuverability, acceleration and braking.
 Please refer to your Operators Guide for more details.

SKIS

PILOT DS SKI LINER	Pilot DS-2 skis	860201040 • Black
	Pilot DS skis	860200636 • Black



- Provides additional flotation and reduces ski wear.
- Same durable material as DS Ski.
- Sold in pairs.

SKI SKIN	Pilot 6.9 skis	860200422 • Black
-----------------	----------------	--------------------------



- Provides additional flotation and reduces ski wear.
- Made of durable polyethylene.
- Sold in pairs.

DS-3 SKI TIP KIT	Fits vehicles with DS-3 skis	860201214 • Black 860201501 • Sunburst Yellow
-------------------------	------------------------------	--



- Easy-install custom color tips change the appearance of your sled in minutes.
- Adds flotation on the front of the DS-3 ski.
- Sold in pairs with mounting hardware.

SKI HANDLE RIVET KIT		860200525
-----------------------------	--	------------------



- Includes 2 long and 2 short aluminum rivets for repairing the handle on Pilot skis.

SKI HANDLE	Pilot 5.7, 6.9, Pilot SL and Pilot TS, Pilot X and TX	505070917 • Yellow	505072102 • White
		505070963 • Black	505073649 • Race Orange
		505071048 • Orange Saturn	505073642 • Sunburst Yellow
		505071059 • Viper Red	505074226 • Manta Green
		505071556 • Full Moon	505074223 • Tactical Grey



- High-density colored polyethylene loops.

SKI HANDLE	Pilot 7.4, DS-1, DS-2, DS-3	505072976 • Black	505074229 • Manta Green
		505073107 • Yellow	505073513 • Orange Crush
		505073108 • White	505073651 • Race Orange
		505073388 • Lava Red	505073665 • Sunburst Yellow



- High-density colored polyethylene loops.

SKI HANDLE	Pilot R	505073138 • Black
-------------------	---------	--------------------------



- ISR compliant race ski loop.
- High-density colored polyethylene loops.

SKI HANDLE	Pilot X, Pilot TX, 5.7, 6.9, SL and TS	505075275 • Manta Green
		505075366 • Lava Red



- High-density colored polyethylene loops.

WHEELS & SLIDER SHOES

SLIDER WITH VESPEL¹ INSERTS	All models with 163" and longer tunnels	503194816
	All models with 154" and shorter tunnels	503194815



- Uses DuPont Vespel inserts for less friction.
- Can be cut to desired length.
- Better fuel efficiency, more power and increased vehicle speed due to reduced friction between the track clips and slides.
- Reduced need for maintenance and associated costs.
- Extended life due to enhanced wear characteristics of Vespel polyamide over incumbent UHMW PE.
- Allows riders to operate sleds in less than acceptable snow and trail conditions since water from snow is not needed for lubricity as with incumbent UHMW PE slide rails.

SLIDER SHOES



- Custom color-matched slider shoes with built-in wear marker.
- Long-lasting, impact-resistant.
- For all slide rail lengths.
- Easy-cut to desired length.

MODELS

146" SC-5 – Mountain & tMotion	503191499 • Black 503191695 • Yellow 503191947 • White
154" SC-5 – Mountain & tMotion	503191198 • Black 503191696 • Yellow 503191948 • White
163" SC-5 – Mountain & tMotion	503191501 • Black 503191697 • Yellow 503191949 • White
154" Rev Gen5, Rev Gen4 tMotion X, tMotion XT, cMotion X	503194251 • Black
165" Rev Gen5, Rev Gen4 tMotion X, tMotion XT	503194520 • Orange 503194254 • Black
175" Rev Gen5, Rev Gen4 tMotion XT	503194413 • Black 503194906 • Manta Green 503194908 • Sunburst Yellow
120" SC-5 & rMotion rMotion and rMotion X 120"	503191301 • Black 503191693 • Yellow 503191945 • White 503192562 • Red
rMotion and rMotion X 137"	503191306 • Black 503191694 • Yellow 503191946 • White 503192563 • Red
137" rMotion Grand Touring 900 ACE	503193449 • Black
174" tMotion	503193819 • Black
REV-XS 174"	503194506 • Sunburst Yellow 503194505 • White

LIGHTWEIGHT WHEEL



- Color-matched lightweight snowmobile wheels.

MODELS

141 mm – REV Gen5, REV Gen4, XM, XS, XP, XR	503192794 • Black 503191621 • Yellow 503191622 • Full Moon 503191942 • White
152 mm – REV Gen5, REV Gen4, XM, XS, XP, XR	503191755 • Black
180 mm – REV Gen5, REV Gen4, XM, XS, XP, XR	503191626 • Yellow 503191627 • Full Moon 503191742 • Black 503191943* • White
141 mm – rMotion	503193477 • Black
147 mm – rMotion	503193376 • Black
180 mm – rMotion	503192766 • Black

EXTRA IDLER WHEEL KIT



REV-XP, XR (except rMotion)

REV Gen4 Summit, Freeride and Backcountry, XM, XM Summit X with T3 package

- Reduces drag and rolling resistance.
- Includes 2 wheels, brackets and hardware.

860201230 • 141 mm

860201183 • 152 mm

4TH REAR WHEEL KIT* – 180 MM



REV-XS, XP, XR 120" and 137"

- 4th rear idler design reduces drag and rolling resistance.
- Works in conjunction with stock 3 wheel setup.

860200358 • 180 mm

NSK[†]



- High performance grease developed for extreme temperatures, water resistance and high speeds with low start torque.
- Advanced Winter Grade DUL1 double-contact seal design for optimum protection from moisture and contamination.

- Polyamide resin ball-guide cage facilitates smooth rolling contact and lubricant distribution.
- Ultra-clean steel for extended bearing life—high-grade balls for quiet and smooth operation even at high speed.
- Super finished raceways to minimize noise and improve lubricant distribution and life.

503190396 • 6004

503193548 • 6005

503191778 • 6006

293350153 • 6205

SKI-DOO PILOT* CARBIDES TO SUIT ALL RIDING STYLES

RUNNER COMPARATIVE GUIDE

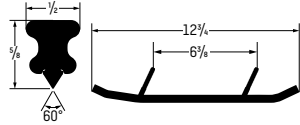
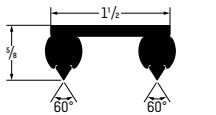
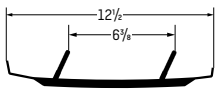
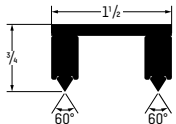
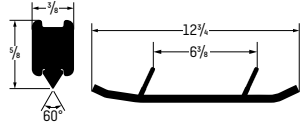
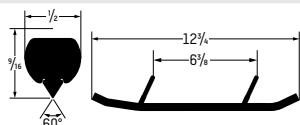
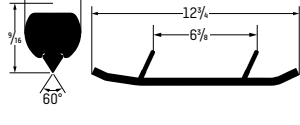
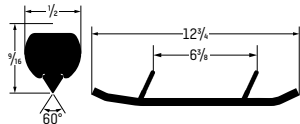

PILOT X		Pilot X and Pilot 5.7 Skis	860202180 – 4"
Performance	●●●●●	<ul style="list-style-type: none"> These runners have 4" of 90° turning carbides beneath their 1/2" host bar – a great choice if you are looking for overall improvement in handling, or to replace your factory runners. Round host bar. Sold in pairs. 	
Ease of Steering	●●●●●		
Longevity	●●●●●		
PILOT TX		Pilot TX Skis	860202192 – 4" 860202243 – 7"
Performance	Adjustable	<ul style="list-style-type: none"> These runners are 1/2" [12.5 mm] long increasing front end grip and steering stability. Smoother runner attack angle (10°) for increased predictability. Runners featuring 4" of 90° or 7" of 60° turning carbides. Custom adjustable host bar. Sold in pairs. 	
Ease of Steering	Adjustable		
Longevity	●●●●●		
Longevity 860202192	●●●●●		
Longevity 860202243	●●●●●		
PILOT TS		Pilot TS	860201364 – 7"
Performance	Adjustable	<ul style="list-style-type: none"> These runners increase front end bite with an extra 1/4" [6 mm] of runner depth, plus 7" of 60° carbide. For Pilot TS adjustable ski. Patent pending US20150314800A1. Custom adjustable host bar. Sold in pairs. 	
Ease of Steering	Adjustable		
Longevity	●●●●●		
PILOT TS		Pilot TS	860201240 – 7" 860201178 – 5"
Performance	Adjustable	<ul style="list-style-type: none"> These runners feature 7" of 60° or 5" of 90° turning carbides. For Pilot TS adjustable ski. Patent pending US20150314800A1. Custom adjustable host bar. Sold in pairs. 	
Ease of Steering	Adjustable		
Longevity	●●●●●		
Longevity 860201240	●●●●●		
Longevity 860201178	●●●●●		
PILOT EXPEDITION		Pilot X, Pilot 5.7 SL, Pilot 5.7, Pilot 7.4, Pilot DS, Pilot DS-2, Pilot DS-3 Skis	860201044 – 7" 860201220 – 7"
Performance 860201044	●●●●●	<ul style="list-style-type: none"> Square or round 7/16" profile host bar carbides. Protected under patent numbers US 7,413,198, US 7,389,995 and CA2535565.* Sold in pairs. 	
Performance 860201220	●●●●●		
Ease of Steering	●●●●●		
Longevity	●●●●●		
PILOT EXTREME		Pilot X, Pilot 5.7 SL, Pilot 5.7, Pilot 7.4, Pilot DS, Pilot DS-2, Pilot DS-3 Skis	860201043 – 4", Pack of 2
Performance	●●●●●	<ul style="list-style-type: none"> These single runners provide balanced traction for performance-based trail and cross country riders with studded tracks. Their 4" of 60° turning carbides strategically placed under the 1/2" host bar provide superior traction and protect the steel bars from excessive wear. Round host bar. Sold in pack of 2 or 4. 	
Ease of Steering	●●●●●		
Longevity	●●●●●		
PILOT EXTREME		Pilot X, Pilot 5.7 SL, Pilot 5.7, Pilot 7.4, Pilot DS, Pilot DS-2, Pilot DS-3 Skis	860201045 – 4", Pack of 4
Performance	●●●●●		
Ease of Steering	●●●●●		
Longevity	●●●●●		
PILOT R		Pilot R Skis	860201697 – 6"
Performance	●●●●●	<ul style="list-style-type: none"> 7/16" runners with 4 fixation points and 6" of 60° carbides. Round profile host bar. Sold in pairs. 	
Ease of Steering	●●●●●		
Longevity	●●●●●		

*Protected under patent numbers US 7,413,198, US 7,389,995 and CA2535565.

Note: The use of aggressive skis, ski carbide runners or studs will alter the handling of your snowmobile, particularly in terms of maneuverability, acceleration and braking. Please refer to your Operators Guide for more details.

SKI-DOO BY *woody's* CARBIDES

RUNNER COMPARATIVE GUIDE

MAVERICK		Pilot X, Pilot 5.7 SL, Pilot 5.7, Pil139.99	860202677 – 6" 860202678 – 8"
Performance	●●●●●	<ul style="list-style-type: none"> Aggressive, hourglass profile host bar that digs deep and turns hard in a wide variety of conditions. Available in 6-8" of cutting carbides to accommodate un-studded to heavily studded sleds. Hardweld is also added in the high wear areas to prolong runners' life. Sold in pairs. 	
Ease of Steering	●●●●●		
Longevity	●●●●●		
DOOLY		Pilot Skis except Pilot 5.7 SL Pilot X, Pilot 5.7, Pilot DS, Pilot DS-2, Pilot DS-3 Skis	860202557 – 4" 860202558 – 6" 860202559 – 8"
Performance	●●●●●	<ul style="list-style-type: none"> This dual carbide runner has two single runners mounted to a steel plate, producing a total of four contact lines on the terrain. These four blades with 60° carbide drastically reduce darting as they carve through existing grooves from single runners. This design spreads the PSI across two points, which extends the life of the runner and eases steering. When turning, only one blade per dual runner will contact the terrain, acting like a pair of single runners. Available with 4", 6", and 8" carbide per blade; exceptions exist for runners with short lengths. Sold individually. 	
Ease of Steering	●●●●●		
Longevity	●●●●●		
SLIM JIM 2.0 DOOLY		Pilot Skis except Pilot 5.7 SL	NEW 860202776 – 4" NEW 860202923 – 6"
Performance	●●●●●	<ul style="list-style-type: none"> Aggressive dual runner design that eliminates darting and penetrates deep for maximum cornering ability. Available in 4" and 6" of cutting carbide per host bar to accommodate un-studded to heavily studded snowmobiles. Hardweld is also added in high wear areas to prolong runner life. Sold individually. 	
Ease of Steering	●●●●●		
Longevity	●●●●●		
ACE		Pilot X, Pilot 5.7 SL, Pilot 5.7, Pilot 7.4, Pilot DS, Pilot DS-2, Pilot DS-3 Skis	860201969 – 6" 860201970 – 8"
Performance	●●●●●	<ul style="list-style-type: none"> These carbide runners are the tallest in the industry and have a narrow, rectangular profile for aggressive turning capabilities. The 60° turning carbides, available in 6" and 8", have been strategically placed to protect the runner and reduce darting by carving through existing grooves. Work great on Crossovers and in deep snow. Steel bars from excessive wear. Sold in pairs. 	
Ease of Steering	●●●●●		
Longevity	●●●●●		
EXECUTIVE		Pilot X, Pilot 5.7 SL, Pilot 5.7, Pilot 7.4, Pilot DS, Pilot DS-2, Pilot DS-3 Skis	860200580 – 8"
Performance	●●●●●	<ul style="list-style-type: none"> These single runners provide balanced traction for performance-based trail and cross country riders with studded tracks. The 8" of 60° turning carbides are strategically placed under the 1/2" host bar to provide superior traction and protect the steel bars from excessive wear. Sold in pairs. 	
Ease of Steering	●●●●●		
Longevity	●●●●●		
EXTENDER TRAIL III		Pilot X, Pilot 5.7 SL, Pilot 5.7, Pilot DS, Pilot DS-2, Pilot DS-3 Skis	860200578 – 4"
Performance	●●●●●	<ul style="list-style-type: none"> Woody's entry level carbide runners featuring 4" of 60° carbides and a 7/16" host bar. Whether you're looking for replacement factory runners, a cutting edge in hard-packed snow and ice, or to improve your safety and handling, this option is for you. For use on snowmobiles with un-studded to lightly studded tracks. Sold in pairs. 	
Ease of Steering	●●●●●		
Longevity	●●●●●		
TRAIL BLAZER IV¹		Pilot X, Pilot 5.7 SL, Pilot 5.7, Pilot 7.4, Pilot DS, Pilot DS-2, Pilot DS-3 Skis	860200579 – 6"
Performance	●●●●●	<ul style="list-style-type: none"> These runners have 6" of 60° turning carbides beneath their 1/2" host bar – a great choice if you are looking for overall improvement in safety and handling, or to replace your factory runners. Use with a studded or un-studded track. Sold in pairs. 	
Ease of Steering	●●●●●		
Longevity	●●●●●		
NAVIGATOR SKI PROTECTORS		Pilot X Skis	860202720
		<ul style="list-style-type: none"> Protect skis from wear at the front. Reduces darting as plate packs grooves, leaving runners a fresh path. Compatible with any single runner made. Compatible with Woody's Dooly runners. Sold in pairs. 	

Performance: The cornering ability of the runner (1 = Limited Ability 4 = Maximum Ability)

Ease of Steering: How easy it is to turn the handle bars (1 = More Effort 4 = Less Effort)

Longevity: Lifespan in comparison to a standard steel runner (no carbide or hardweld)

TRACTION

// TRACKS, YOUR CONNECTION TO THE SNOW

POWDERMAX X-LIGHT WITH FLEXEDGE

- 3.5 inch [8.89 cm] pitch reduces weight and keeps snow between lugs for added performance.
- Exclusive 16 inch [41 cm] wide design adds flotation and traction without sacrificing maneuverability.
- Edges flex to reduce the effort to initiate roll-up.
- 3 inch [7.62 cm] lug heights.

POWDERMAX X-LIGHT (15"/16" FULL-WIDTH RODS).

- 3.5 inch [8.89 cm] pitch reduces weight and keeps snow between lugs for added performance.
- Exclusive 16 inch [41 cm] wide design adds flotation and traction without sacrificing maneuverability.
- Exclusive 15 inch [38 cm] width allows for faster reaction and higher track speeds.
- Full-width rods provide more stability and predictability to cut even more precise lines.
- Available in 3 inch [7.62 cm] lug height.

PITCH	LENGTH	WIDTH	LUG HEIGHT	PROFILE	SKU
3.5"	154"	15"	3.00"	PowderMax X-Light	504154686
	154"	16"	2.50"	PowderMax Light with FlexEdge	504154405
	154"	16"	2.50"	PowderMax 3 Light	504154837
	154"	16"	3.00"	PowderMax X-Light	504154412
	154"	16"	3.00"	PowderMax X-Light with FlexEdge	504154415
	154"	16"	3.00"	PowderMax Light	504153785
	165"	15"	3.00"	PowderMax X-Light	504154684
	165"	16"	2.50"	PowderMax Light with FlexEdge	504154406
	165"	16"	2.50"	PowderMax 3 Light	504154838
	165"	16"	3.00"	PowderMax X-Light	504154413
	165"	16"	3.00"	PowderMax X-Light with FlexEdge	504154416
	165"	16"	3.00"	PowderMax Light	504153786
	175"	16"	3.00"	PowderMax X-Light	504154414
	175"	16"	3.00"	PowderMax Light	504153787
3.00"	154"	16"	3.00"	PowderMax 3 / FlexEdge	504153349
	163"	16"	3.00"	PowderMax 3 / FlexEdge	504153224
	174"	16"	3.00"	PowderMax 3 / FlexEdge	504153234
2.86" INTER PITCH	137"	15"	1.25"	Silent Track II	504154383
	137"	15"	1.25"	Studded Silent Track II	504154384
2.86"	120"	14"	1.00"	Cobra	504154700
	120"	15"	1.25"	RipSaw	504154702
	120"	15"	1.25"	Ice Ripper XT	504153100
	120"	15"	1.25"	RipSaw	504152606
	129"	15"	1.25"	Ice Ripper XT	504154376
	129"	15"	1.25"	RipSaw	504154375
	129"	15"	1.50"	Ice Ripper XT	504154386
	129"	15"	1.60"	Ice Cobra 1.6 (REV Gen 4 Compatible)	504153705
	137"	15"	1.25"	Ice Ripper XT	504154373
	137"	15"	1.25"	RipSaw	504154377
	137"	15"	1.25"	RipSaw II 2-ply	504154382
	137"	15"	1.35"	Cobra	504154374
	137"	15"	1.50"	Ice Ripper XT	504154387
	137"	15"	1.60"	Cobra	504154394
137"	15"	1.60"	Ice Cobra 1.6 (REV Gen 4 Compatible)	504153706	



FLEXEDGE



POWDERMAX X-LIGHT



ICE COBRA 1.6



ICE RIPPER XT

PITCH	LENGTH	WIDTH	LUG HEIGHT	PROFILE	SKU
2.86"	137"	15"	1.75"	Racing	504154398
	137"	16"	1.25"	RipSaw	504152734
	137"	16"	1.75"	PowderMax	504152803
	146"	14"	1.60"	Cobra with FlexEdge	504154701
	146"	15"	1.35"	Cobra	504154385
	146"	15"	1.50"	Storm	504154836
	146"	15"	1.50"	Ice Storm	504154889
	146"	15"	1.60"	Cobra	504154395
	146"	15"	1.60"	Ice Cobra	504154396
	146"	15"	1.75"	Hurricane with FlexEdge	504154703
	146"	15"	2.50"	PowderMax	504154656
	146"	16"	2.00"	PowderMax	504154399
	146"	16"	2.00"	PowderMax	504153670
	146"	16"	2.50"	PowderMax	504154618
	146"	16"	2.50"	PowderMax 2 / FlexEdge	504154403
	154"	15"	2.50"	PowderMax	504154685
	154"	16"	1.50"	Charger	504154391
	154"	16"	1.50"	Charger	504152761
	154"	16"	2.00"	PowderMax	504154704
	154"	16"	2.00"	PowderMax	504153173
	154"	16"	2.50"	PowderMax	504154404
	154"	16"	2.50"	PowderMax 2 / FlexEdge	504153199
	154"	16"	2.50"	PowderMax 2 / FlexEdge	504153009
	154"	20"	1.25"	Utility	504154705
	154"	20"	1.25"	Utility	504154255
	154"	20"	1.50"	Silent Cobra WT	504154707
	154"	20"	1.50"	Silent Ice Cobra WT	504154708
	154"	20"	1.50"	Utility	605613004
	154"	20"	1.75"	PowderMax	504153133
	154"	20"	1.80"	Cobra WT	504154706
	154"	20"	1.80"	Silent Cobra WT	504154710
	154"	20"	2.35"	PowderMax	504154263
154"	24"	1.50"	Silent Cobra SWT	504154712	
154"	24"	1.50"	Silent Ice Cobra SWT	504154714	
2.52"	156"	20"	1.25"	Wide Track	13070

TRACTION



COBRA WT

ICE ATTAK XT

RIPSAW II 1.5

BACKCOUNTRY X

CONQUER 280

PITCH	LENGTH	WIDTH	LUG HEIGHT	PROFILE	CLIP	SKU
3.5"	165"	15"	2.8"	Conquer 280	1 clip every 2 profiles	C9340M
	154"	15"	2.8"	Conquer 280	1 clip every 2 profiles	C9341M
3.00"	174"	15"	3.2"	Challenger X3.2	1 clip every 2 profiles	C9311M
	146"	16"	2.25"	PowderMax	1 clip every 2 profiles	C9064M
	137"	16"	1.6"	ICE Cobra 1.6*	Full clip	C9249C
2.86"	137"	15"	1.75"	Backcountry X	Full clip	C9289C
	137"	15"	1.5"	RipSaw II 1.5	Full clip	C9306C
	120"	15"	1.75"	Hurricane 175	Full clip	C9400C
	129"	15"	1.75"	Hurricane 175	Full clip	C9401C
	137"	15"	1.75"	Hurricane 175	Full clip	C9402C
	146"	15"	1.75"	Hurricane 175	Full clip	C9403C
2.52"	121"	15"	1.22"	ICE Attak XT	Full clip	C9200H
	156"	24"	1.75"	Cobra SWT	Full clip	C9260U

*Not compatible with REV Gen4.

PHANTOM SHARP STUDS & SUPPORT PLATES BY WOODY'S
5/16 - 1.325"



- All the benefits of 286 Phantom Series studs.
- Unique track design makes it the only traction product available to maintain track warranty and track life.
- Kit complete with stud, nut and support plate.
- The only traction product approved by BRP.

MODELS

REV Gen5, REV Gen4, XS, XP, XR - 120" tracks	860200729 • Pack of 84
REV Gen5, REV Gen4, XS, XP, XR - 129" & 137" tracks	860200730 • Pack of 96
REV Gen5, REV Gen4, XS, XP, XR - (5/16 - 1.325")	860200731 • Pack of 500

286 PHANTOM SERIES STUDS & SUPPORT PLATES BY WOODY'S



- A complete line of traction products developed specifically for Ski-Doo's REV Gen4, XS, XP, XR tracks.
- Due to the unique track design, this is the only traction product available to maintain track warranty and track life.
- Kit complete with stud, nut and support plate.
- The only traction product approved by BRP.

MODELS

REV Gen5, REV Gen4, XS, XP, XR - 120" tracks • 5/16 - 1.075"	860200718 • Pack of 84
REV Gen5, REV Gen4, XS, XP, XR - 129" & 137" tracks • 5/16 - 1.075"	860200719 • Pack of 96
REV Gen5, REV Gen4, XS, XP, XR • 5/16 - 1.075"	860200720* • Pack of 500
REV Gen5, REV Gen4, XS, XP, XR - 120" tracks • 5/16 - 1.325"	860200721 • Pack of 84
REV Gen5, REV Gen4, XS, XP, XR - 129" tracks • 5/16 - 1.325"	860201281 • Pack of 90
REV Gen5, REV Gen4, XS, XP, XR - 137" tracks • 5/16 - 1.325"	860200722 • Pack of 96
REV Gen5, REV Gen4, XS, XP, XR • 5/16 - 1.325"	860200723 • Pack of 500

GOLD DIGGER¹ STUDS AND SUPPORT PLATES BY WOODY'S



- Through-hardened carbon steel with 60° carbide insert.
- 1" head with patented track trapping design.
- Due to the unique track design, this is the only traction product available to maintain track warranty and track life.
- Kit complete with stud, nut and support plate.
- The only traction product approved by BRP.

REV Gen5, REV Gen4 [2021] & all 1 1/4" 137" 2 ply tracks • 5/16 - 1.325"	415128957 • Pack of 96
--	-------------------------------


DRILL BIT



415128884

TUNNEL PROTECTOR KIT

- Protects your bulkhead and heat exchangers in all conditions.
- Provides proper protection for stud installation on pre-studded track.



MODELS

REV Gen5 and REV Gen4 16", 129" and 137" tracks with Ice Ripper track or Woody's studs, REV Gen4 (Wide) 20" with Ice Ripper and Silent Ice Cobra WT.	860201280 • Rear section only ●
REV Gen5 and REV Gen4 with 129" Ice Cobra, Ice Attak XT track or Ice Ripper XT (Silent Drive 2 System)	860201688 • Complete tunnel protector kit ● + ●
REV Gen5 and REV Gen4 with 137" Ice Cobra, Ice Attak XT track or Ice Ripper XT (Silent Drive 2 System)	860201692 • Complete tunnel protector kit ● + ●
REV Gen5 and REV Gen4 with 146" Ice Cobra, Ice Attak XT track or Ice Ripper XT (Silent Drive 2 System)	860201693 • Complete tunnel protector kit ● + ●
REV Gen4 120"	860202212 • Central tunnel protector
REV-XP fan-cooled 120" & 137", REV-XU Tundra 137"	860200381 • Complete tunnel protector kit
REV-XU Expedition (2011 & up) and Skandic SWT, WT	860200757 • Complete tunnel protector kit
REV-XP [except fan-cooled], REV-XR, REV-XS 120", 129" & 137"	860200802 • Complete tunnel protector kit

*While supplies last.



To install the studs, always use the installation tools, procedures and torque specified in the instructions. Proper installation provides maximum product longevity and helps prevent track damage. BRP recommends that studs be installed by authorized BRP dealers and on approved pre-patterned tracks only. These tracks come standard on most Ski-Doo snowmobiles. Look for this symbol on your track. Woody's products are designed to fit and interact with each other. The stud nut and support plate form a complete unit. The use of aggressive skis, ski carbide runners or studs will alter the handling of your snowmobile, particularly in terms of maneuverability, acceleration and braking. Please refer to your Operators Guide for more details.

CVT MAINTENANCE PARTS





PERFORMANCE DRIVE BELTS

- High performance drive belts calibrated to maximize your sled's performance.
- Aramid tensile cords used in construction for extra long life and dependability, also deliver a consistent length with minimal belt shrinkage and minimal length adjustments.
- High tensile reinforced fiber elastomer undercords provide minimal dusting and long term flex life.
- Flexweave overcord for superior adhesion and crack resistance.
- Consistent performance during life of belt.
- Quality you can count on for optimum performance.
- Built with distinctive durability features for mountain, trail or fast tracks.

SKU	DESCRIPTION
REV GEN5, REV GEN4, XM, XS, XP, XU, XR, REV	
417300574	850 Turbo R with Ice system
417300571	850 E-TEC, 900 ACE Turbo R, 900 ACE Turbo - 150 800R E-TEC (all model years), 800R P-TEK (all model years)
417300558	900 ACE Turbo GT 2019, 900 ACE Turbo - 130
417300551	600R E-TEC, 600 E-TEC, 1200 4-TEC, 900 ACE
417300586	600 EFI
417300367	550 Fan (2010-2011)
415060600	Fan (2009 and prior)
414860700	550 Fan (2012, 2014)
417300585	600 ACE, 550 Fan
RT	
417300189	1000

SKU	DESCRIPTION
ZX	
414860700	500, 600 LC
417300585	700, 800 LC
417300067	700 (1999, 2000)
415060600	Fan
417300586	V-1000, 600 SDI (2004), V-800
417300383	800 SDI (2004)
UTILITY (EXCEPT REV GEN4 (WIDE) 20" & REV-XU)	
605348425	All 2008 models, 2007 TUV and SWT V-800
414633800	All Fan Skandic except Tundra
417300326	Tundra RF 300
415060600	Tundra RF 500
417300586	Tundra RF V-800
414827600	Old Tundra 280 Fan
S-CHASSIS	
417300067	Semi-cogged
414860700	Not cogged

// pDRIVE PULLEY SERVICE KITS

SKU	FITS ON ALL P DRIVES	KIT COMPONENT	QTY	
TORQUE ROLLERS MAINTENANCE KIT				
	861805558	2015-2017	Torque Roller	3
			Back Torque Roller	3
			Roller Axle	3
			Spring Pin	3
	861805576	2018 and up	Torque Roller	3
			Back Torque Roller	3
			Roller Axle	3
TORQUE SLIDERS MAINTENANCE KIT				
	861805560	2018 and up	Slider	3
			Roller Axle	3
			Spring Pin	6
			Outer Thrust Washer	3
			Inner Thrust Washer	3
RAMP ROLLERS MAINTENANCE KIT				
	861805561	2015 and up	Roller Assembly	3
			Thrust Washer	6
			Roller Axle	3
			Screw	3

Kits made with Premium OEM parts

**DRIVE PULLEY CAM FOR QRS
ROLLER SECONDARY CAM**

REV Gen5, REV Gen4, REV-XP

417126962 • 38°

417127372 • 42°

417127367 • 44°

417127325 • 44°-42°

417126975 • 44°-33°

417127426 • 46°-42°

417127326 • 40°

417127529 • 44°-40°



- Specially designed for the QRS driven pulley.
- For optimal smooth performance and durability.

MAINTENANCE KIT FOR TRA DRIVE PULLEY**MODELS**

- Includes: 1 spring cover assembly, 3-roller assembly, 1 bushing (siding flange), 6 slider shoes, 6 O-rings, 1 circlip, 3 cotter pins and 3 lever axles.

REV-XP, XR, XS, XM, XU – 2011 (550F), 2011 to 2018 (600 & 600 E-TEC sea-level) **415129624**REV-XM, XU – 2012 (1200), 2012 to 2018 (600 E-TEC high altitude), 2013 to 2019 Tundra Xtreme **415129625**REV-XP, XS, XM, XU – 2011 to 2018 (800R P-TEK & 800R E-TEC) **415129626**REV-XP, XS, XM, XU – 2008 to 2010 (800R P-TEK & 800R E-TEC) **415129627**REV-XP, XS, XM, XU – 2011 and prior (1200), 2011 and prior (600 E-TEC high altitude) **415129708****MAINTENANCE KIT FOR DRIVE PULLEY**

All 2016 and up eDrive 2 Clutch with heptagonal roller.

415130055*(Not illustrated)*

- Includes: 6-roller assembly, 12 slider shoes, 3 O-rings.

**FLOATING QRS SHORT SHAFT
CONVERSION KIT**

Fits 600 CARB, 600 E-TEC, 800 P-TEK and 800 E-TEC engines

860200832

- Conversion kit allows installation of a removable floating secondary pulley.
- Also provides ability to remove driven pulley without removing countershaft.
- Includes gun-drilled lightweight shaft and all necessary parts and hardware for conversion.

EDRIVE 2 CLUTCH

4-TEC 1200 only 2010 and up

415130054

- With double the number of rollers and arms compared to TRA designs, this clutch is designed for low maintenance and long life with 4-stroke powertrains.

NGK[®] SPARK PLUGS**MODELS**

- You'll see a difference with genuine NGK spark plugs.
- Solid steel terminal reduces the chance of arcing in the plug cap, which may interfere with the electric component.
- A necessity in today's ignition systems.

BR9-ES **219703120**600 CARB, 800 P-TEK – BR9-ECS (Gap 0.8 mm) **415128524**600 H.O. E-TEC – PZFR6F **415130430**1200 4-TEC – CR8EKB **415129429**800R E-TEC – PFR7AB **415129484**600 ACE – MR7B18 **415129670**900 ACE – MR8DI8 **415129944**850 E-TEC Turbo R, 850 E-TEC, 600R E-TEC – ILKR8Q7S **415130154**550F, 600RS – BR9ECS **512059552**900 ACE Turbo R, 900 ACE Turbo – LMAR9AI-8 **415130363**600 CARB, 800R P-TEK – BR8ECS (Gap 0.8 mm) **512060029**600 EFI – BPR8ES **415130429**

PRIMER KIT

REV-XU Tundra

860200416



- Provides hassle-free starting in extreme cold temperatures.

REWIND STARTER KIT

600 HO E-TEC, 800R E-TEC engines (except REV-XU Expedition, WT, SWT)

2024 REV Gen5 (with 10.25 in. color touchscreen display) or 7.2 in. gauge, 2023-2024 REV Gen5 (with 7.8 in. wide LCD color display), REV Gen4 16" 600R E-TEC, 850 E-TEC and 600 EFI

REV Gen4 20" (Wide) 850 E-TEC, 600R E-TEC, 600 EFI

860201053

860201410

860202123



- Complete rewind kit for those wanting extra security.
- Rewind handle located behind panel. Instant handle access requires different side panel.



MAINTENANCE

OILS & MAINTENANCE PRODUCTS

ENGINE OILS

XPS 2T E-TEC SYNTHETIC OIL

9779281 • 1 qt / 946 ml
9779282 • 1 US gal / 3.785 L
9779283 • 2.5 US gal / 9.46 L

9779284 • 5 US gal / 18.92 L
9779285 • 55 US gal / 205 L



- Specifically engineered to meet the unique needs of Rotax engines, it provides maximum protection against engine wear in E-TEC engines.
- Uses a highly effective package to keep engine parts lubricated, clean and free of wear.

- This low smoke, low odor formula also allows for maximum engine performance.
- Can be used in direct, semi-direct fuel injection system and high performance carbureted 2-stroke engines.

XPS 2T RACING SYNTHETIC OIL

9779229 • 1 US gal / 3.785 L



- Specially designed for high-performance or racing engines.
- Top-performing synthetic oil is formulated with a highly evolved additive package that includes performance enhancing esters.

- Withstands extreme operating temperatures, high RPM and heavy loads to deliver competition-level engine protection.
- Use in high-performance 2-stroke snowmobiles and off-road motorcycle engines.

XPS 2T SNOWMOBILE SYNTHETIC BLEND OIL

9779649 • 1 US gal / 3.785 L



- Designed for all oil injection or pre-mix 2-stroke snowmobiles with electronic fuel injection or carbureted engines.
- Recommended engine oil for Rotax 600 EFI engine.
- Facilitates cold starting with low-smoke emissions.

- Ensures maximum protection against wear by keeping the engine parts lubricated and clean.

XPS 2T SNOWMOBILE PREMIUM MINERAL OIL

9779277 • 1 US gal / 3.785 L



- Powersport formula with premium anti-wear and anti-corrosion additives.
- The carefully balanced additives optimize detergency and lubrication through a broad range of operating temperatures.

- Additional corrosion protection for wet environments and during storage.
- Safe for winter/snowmobile use.

XPS 4T 0W-20 EXTREME COLD SYNTHETIC OIL

9779294 • 1 qt / 946 ml
9779295 • 1 US gal / 3.785 L



- EXTREME COLD engine oil is state-of-the-art, developed for easier cold starts in the most frigid, harshest winter climates.
- The custom formula promotes fast oil flow from the sump to critical engine components to ease starting.

- Protects 4-stroke snowmobiles, ATVs and power equipment from cold start engine wear.

XPS 4T 0W-40 SYNTHETIC OIL

9779286 • 1 qt / 946 ml
9779287 • 1 US gal / 3.785 L



- Powersport formula with premium anti-wear and anti-corrosion additives.
- The best choice for high-performance snowmobile, ATV and SXS 4-stroke engines used in cold weather.

- Provides superior engine and transmission protection against heat, rust and corrosion.
- Delivers optimal performance in high and low temperatures.

XPS 4T 0W-40 SYNTHETIC OIL CHANGE KIT

9779402 • 600 ACE
9779403 • 900 ACE

9779404 • 1200 4-TEC



- Ultra-convenient "all-in-one" oil change kit saves time and money.
- Includes XPS Synthetic Oil, oil filter, O-rings and washer.

*Pricing not available due to pricing fluctuation of oil based products.

MAINTENANCE PRODUCTS

OIL FILTER

420956124



- 900 ACE, 900 ACE Turbo, 600 ACE and 1203 engines.

EXTENDED LIFE PRE-MIXED COOLANT

619590728 • 1 qt / 946 ml



- Antifreeze/coolant contains the correct dilution and the necessary additives to prevent corrosion and inhibit cavitation in BRP cooling systems.
- Long-life, 5-year formula specially formulated for BRP vehicles.
- Superior heat transfer.
- Ideal replacement for vehicles that normally use a 2-year antifreeze/coolant (green).
- 5 years (orange).

XPS ICE INTAKE COOLING ENHANCER

9779362 • 1 US gal / 3.785 L



- XPS Ice is a sophisticated blend of methanol and filtered water.
- Specially formulated to cool the air intake charge of engines in the water injection system.

DOT 4 BRAKE FLUID

9779207 • 12 fl. oz. / 355 ml



- Meets or exceeds all DOT3 and DOT4 brake fluid requirements.
- High-temperature formula resists fade, and also conditions seals and O-rings in braking systems.

SYNTHETIC CHAINCASE OIL

9779185 • 12 fl. oz. / 355 ml



- Specially developed for high-performance Ski-Doo models, it represents the best in state-of-the-art chaincase lubrication.
- This multigrade full-synthetic formula flows well at cold temperatures and won't break down at high temperatures.
- Made with additives that protect internal components from wear and corrosion and also conditions seals.
- Not for use in 2-speed snowmobile transmissions on Expedition, Skandic utility models.

SYNTHETIC GREASE SUSPENSION

9779226 • 14 oz./ 400 g



- Designed to work specifically with the components found in Can-Am and Ski-Doo vehicle suspensions.
- It is highly stable and offers optimal lubrication at both extreme cold and high temperatures while protecting suspension components from dirt and moisture, as well as corrosion under extreme washout conditions.

XPS SPLINE GREASE

9779472 • 4 oz.



- Enhanced rust and corrosion resistance.
- Protects against seizure, heat-freeze, galling, rust and corrosion.

SYNCHROMESH TRANSMISSION SYNTHETIC OIL**9779211** • 24 fl. oz. / 710 ml

- Uses a unique combination of synthetic base stocks and additives that allow higher loads, superior shear stability and reduced oxidation compared to other synthetics and conventional API GL-5 gear oils.
- Its tremendous thermal stability and constant viscosity give exceptional wear protection and superior performance for excellent low-temperature characteristics and improved gear protection at higher temperatures.
- Recommended for use in all Ski-Doo and Lynx synchronmesh transmissions requiring 75W-140 API GL-5 gear oils.
- Offers added assurance during extended drain intervals.
- Exceeds API GL-5 specifications.

ANTI-CORROSIVE LUBRICANT**619590724** • 12 oz./ 340 g

- Multipurpose lubricant that can also be used to prevent rust, corrosion and moisture intrusion.
- It contains extreme pressure additives that work as an all-around lubricant for just about anywhere lubrication is needed.

FUEL STABILIZER**9779183** • 8 fl. oz. / 236 ml

- Ethanol-compatible and will stabilize fuel in your tank to keep it from breaking down and causing hard starting, throttle hesitation and poor run quality.
- Ethanol attracts moisture, and this product contains powerful anti-corrosion additives to protect fuel system components.
- Prevents problems associated with E10 fuels.

STORAGE OIL**619590725** • 12 oz./ 350 g

- High-performance fogging oil designed to protect internal engine parts from rust and corrosion.
- It coats engine internals throughout the whole storage period and is burned away through combustion when engine is started.
- Protects engines during non-use or storage.
- Burns complete upon start-up.



APPAREL

// APPAREL

130 HELMETS AND COMMUNICATION SYSTEM

134 GOGGLES

135 BOOTS AND SOCKS

136 BAGS

136 PROTECTIVE GEAR

137 BC COLLECTION

141 LAYERING

142 X-TEAM COLLECTION

145 TRAIL COLLECTION

148 VASA COLLECTION

149 CROSSOVER COLLECTION

151 EXPEDITION RADIANT COLLECTION

152 GLOVES

155 KIDS' COLLECTION

158 SPORTSWEAR - PREMIUM

159 SPORTSWEAR - SIGNATURE

161 SPORTSWEAR

166 HEADWEAR AND NECKWEAR

169 SIZING CHART

HELMETS AND COMMUNICATION SYSTEM

UNISEX



Black [90]

ADVEX SPORT RADIANT HELMET

DOT ECE2206

929081 • XS, S, M, L, XL, 2XL, 3XL

- Advex Sport Radiant Helmet (DOT/ECE) with M-FORGE Composite shell.
- 4-year limited warranty.
- Lightweight M-FORGE® Composite shell.
- Innovative and safe full face access opening.
- Adjustable and easily removable peak.
- Amplified heated visor with pivot contact system with integrated adjustable vent.
- Sun visor heated chamber.
- eLinQ rear magnet connector.
- Lightweight battery-less rear LED light for added rider safety.
- Retractable amber sun visor for best vision in snow conditions.
- Prescription eyeglasses friendly.
- Adjustable humidity extractor vents.
- NCS System: Reduces noise.



Orange [12]

ADVEX SPORT RADIANT HELMET

DOT ECE2206

929126 • XS, S, M, L, XL, 2XL, 3XL



White [01]

ADVEX SPORT RADIANT HELMET

DOT ECE2206

929130 • XS, S, M, L, XL, 2XL, 3XL

- Optional side LED utility light.
- Optional VIBE mesh communication system made for winter with never lose power feature when plugged in.
- Neck skirt to reduce air intrusion.
- Humidity control with breathguard mask system.
- Operate all features with gloved hands.
- 2 shell sizes and 4 EPS sizes for better fit and comfort.
- Ratcheting quick-release chin strap.
- Recyclable helmet shell for minimal environmental impact.
- Aerodynamic shape to reduce neck fatigue.
- 1795 g ± for size large.
- 1865 g ± for size large with peak.
- D.O.T. and ECE 2206 certified.



Yellow [10]

SKI-DOO ADVEX SPORT RADIANT HELMET

DOT ECE2206

929094 • XS, S, M, L, XL, 2XL, 3XL



Black [90]

ADVEX SPORT HELMET

DOT ECE2206

929079 • XS, S, M, L, XL, 2XL, 3XL

- Advex Sport Helmet (DOT/ECE) with M-FORGE Composite shell.
- 4-year limited warranty.
- Lightweight M-FORGE® Composite shell.
- Innovative and safe full face access opening.
- Adjustable and easily removable peak.
- Dual lens anti-fog visor with integrated adjustable vent.
- Retractable amber sun visor for best vision in snow conditions.
- Prescription eyeglasses friendly.
- Adjustable humidity extractor vents.
- NCS System: Reduces noise.
- Optional side LED utility light.
- Optional VIBE Mesh made for winter integrated communication system.



Orange [12]

ADVEX SPORT HELMET

DOT ECE2206

929125 • XS, S, M, L, XL, 2XL, 3XL



White [01]

ADVEX SPORT HELMET

DOT ECE2206

929129 • XS, S, M, L, XL, 2XL, 3XL

- Neck skirt to reduce air intrusion.
- Humidity control with breathguard mask system.
- Operate all features with gloved hands.
- 2 shell sizes and 4 EPS sizes for better fit and comfort.
- Ratcheting quick-release chin strap.
- Recyclable helmet shell for minimal environmental impact.
- Aerodynamic shape to reduce neck fatigue.
- 1825 g ± for size large.
- 1895 g ± for size large with peak.
- D.O.T. and ECE 2206 certified.



Matte Black (93)

NEW VIBE UNIVERSAL COMM SYSTEM BY BRP 929105 • One size

- VIBE UNIVERSAL Comm System with superior audio quality for every BRP helmet.
- Sound by harman/kardon®.
- Mesh 2.0: Robust Reliability compatible with all Sena Mesh devices.
- Largest battery capacity with 5 hours talk time at -18C/-0F.
- One-Click-to-Connect simplicity.
- Mesh Intercom™ features superior audio quality.
- 1 antennas for 1.6 km line of sight range.
- Multi-channel protocol in Open Mesh allows users to switch between 9 comm channels.
- Bluetooth® 5.1 enabled.
- Convenience of voice-activated digital assistant access ("Hey Google"/"Hey Siri").
- 30% faster Rapid-Charging.
- Glove-friendly interface.
- Compatible with most BRP helmets.
- Compatible with numerous new BRP snowmobile handle bar controls to mute / unmute, volume up or down and information display such as the battery status and mesh channel.



Matte Black (93)

VIBE COMMUNICATION SYSTEM BY BRP 929086 • One size

- VIBE Bluetooth Mesh Comm System with superior audio quality for the Advex helmet.
- Premium Speakers & Microphone with SOUND BY Harman Kardon®.
- Mesh 2.0: Robust reliability compatible with all Sena Mesh devices.
- One-Click-to-Connect simplicity.
- Mesh Intercom™ features superior audio quality compatible with all Sena Mesh devices.
- 2 antennas for 2 km line of sight range.
- Multi-channel protocol in Open Mesh allows users to switch between 9 comm channels.
- Bluetooth® 5.1 enabled.
- Convenience of voice-activated digital assistant access ("Hey Google"/"Hey Siri").
- Fast charging.
- Glove-friendly interface.
- Compatible with all Advex helmets.
- Never run out of power when installed in Advex Radiant helmet version.
- Largest battery capacity with 8 hours talk time at -18°C/-0°F.



Black (90)

BRP HELMET-INTEGRATED LED UTILITY LIGHT 929085 • One size

- Accessory for Advex helmet.
- Utility flashlight.
- Tool-free installation.
- 3 power modes.
- 3 AAA batteries (battery box to install in the helmet, batteries not included).
- Using the Vibe Communication System Battery.
- Connection of the Vibe communication system by eLin0 (electric power supplied by the vehicle).
- Easy one-handed on/off without a button (by opening/closing).
- High level of illumination, over 100 lumens.
- ECE 22.06 certification for helmet.



UNISEX



Charcoal Grey [07], Grey [09], Indigo Blue [82], Red [30], Yellow [10]

EXOME SPORT RADIANT HELMET

929037 • XS, S, M, L, XL, 2XL, 3XL

DOT

- Exome Sport Helmet (DOT) with plastic composite shell.
- 4-year limited warranty.
- Advanced plastic composite shell.
- Modular helmet.
- Breath Evac fog-resistant mask system.
- Removable peak.
- Dual lens Radiant electric heated anti-fog visor, Radiant version only.



Brick Red [33], Charcoal Grey [07], Yellow [10]

SKI-DOO EXOME SPORT RADIANT HELMET

929088 • XS, S, M, L, XL, 2XL, 3XL

DOT

- Offered with amber sun visor for best vision in snow conditions.
- 2 shell sizes for better fit and comfort.
- Quick-release chin strap.
- Eyeglasses compatible.
- Includes 5 absorbent pads for the Breath Evac mask.
- D.O.T. certified



Charcoal Grey [07], Grey [09], Indigo Blue [82], Red [30], Yellow [10]

EXOME SPORT HELMET

929036 • XS, S, M, L, XL, 2XL, 3XL

DOT



Black [90], Matte Black [93]

NEW OXYGEN FLOW HELMET

929087 • XS, S, M, L, XL, 2XL, 3XL

DOT

- Oxygen Helmet (DOT) with M-FORGE Composite shell.
- Includes a rear removable curtain and a vent in the chin curtain for extra airflow.
- Lightweight M-FORGE® Composite shell.
- Neck skirt to reduce air intrusion.
- 1850 g ± for size large.
- Visor equipped with an adjustable ventilation system to adjust the temperature inside the helmet according to the weather conditions. Our tests have shown a temperature reduction up to 10°C compared to the visor without a vent.
- 4-year limited warranty.
- Sun visor heated chamber.
- Amplified heated visor with pivot contact system.
- Retractable amber sun visor.
- Prescription eyeglasses friendly.
- Adjustable humidity extractor vents.
- Unobstructed panoramic field of vision for an incredible mask-less riding experience.
- Durable anti-fog and anti-scratch coatings.
- NCS System: Reduces noise.
- Robust detents allow precise opening adjustments for airflow.
- Optional front LED utility light.
- Lightweight battery-less rear LED light for added rider safety.
- eLinQ rear magnet connector.
- Offered with amber sun visor for best vision in snow conditions.
- Ready to receive communication system.
- Operate all features with gloved hands.
- 2 shell sizes for better fit and comfort.
- Ratcheting quick-release chin strap.
- Recyclable helmet shell for minimal environmental impact.
- Aerodynamic shape to reduce neck fatigue.
- D.O.T. certified.



Black [90]

NEW OXYGEN FLOW CARBON HELMET

929095 • XS, S, M, L, XL, 2XL, 3XL

DOT

- Oxygen Carbon Helmet with M-FORGE carbon composite shell.
- Lightweight CARBON M-FORGE® Composite shell.
- Large neck skirt with vent.
- Rear removable curtain.
- 1750 g ± for size large.



EXOME HELMET

Black [90]

929035 • XS, S, M, L, XL, 2XL, 3XL

DOT

White [01]

929074 • XS, S, M, L, XL, 2XL, 3XL

- Exome Helmet (DOT) with plastic composite shell.
- 4-year limited warranty.
- Advanced plastic composite shell.
- Modular helmet.
- Breath Evac fog-resistant mask system.
- Dual lens anti-fog visor.
- Offered with amber sun visor for best vision in snow conditions.
- 2 shell sizes for better fit and comfort.
- Quick-release chin strap.
- Eyeglasses compatible.
- Includes 5 absorbent pads for the Breath Evac mask.
- D.O.T. certified.



Charcoal Grey (07), Grey (09), Indigo Blue (82), Red (30), Yellow (10)

PYRA HELMET

929041 • XS, S, M, L, XL, 2XL, 3XL

DOT ECE22.06

- Pyra Helmet [DOT/ECE] with plastic composite shell.
- 4-year limited warranty.
- Advanced plastic composite shell with rotational impact absorbing system [ERT].
- Adjustable peak system.
- Removable wind deflector.
- Front and rear hi-max air vent system to maximize cooling.
- Removable, washable and replaceable moisture-wicking liner.
- Lightweight double-D chin strap.
- Weight: ±1310 grams for size Large.
- DOT/ECE 2206 certified.



Charcoal Grey (07), Yellow (10), Brick Red (33)

SKI-DOO PYRA X-TEAM EDITION HELMET

929089 • XS, S, M, L, XL, 2XL, 3XL

DOT ECE22.06



Black (90)

OXYGEN CARBON HELMET

929028 • XS, S, M, L, XL, 2XL, 3XL

DOT

- Large neck skirt with vent.
- Rear removable curtain.
- 1750 g ± for size large.
- Oxygen Helmet [DOT] with Lightweight M-FORGE® Composite shell.
- 4-year limited warranty.
- Sun visor heated chamber.
- Amplified heated visor with pivot contact system.
- Retractable amber sun visor.
- Prescription eyeglasses friendly.
- Adjustable humidity extractor vents.
- Unobstructed panoramic field of vision for an incredible mask-less riding experience.
- Durable anti-fog and anti-scratch coatings.
- NCS System: Reduces noise.
- Robust detents allow precise opening adjustments for airflow.
- Optional front LED utility light.
- Lightweight battery-less rear LED light for added rider safety.
- eLinQ rear magnet connector.
- Unique remote control with visor heat indicators.
- Offered with amber sun visor for best vision in snow conditions.
- Ready to receive communication system [not compatible with VIBE Communication System by BRP].
- 2 shell sizes for better fit and comfort.
- Ratcheting quick-release chin strap.
- Recyclable helmet shell for minimal environmental impact.
- D.O.T. certified.



Black (90), Matte Black (93), White (01)

OXYGEN HELMET

929019 • XS, S, M, L, XL, 2XL, 3XL

- Neck skirt to reduce air intrusion.
- 1800 g ± for size large.



Charcoal Grey (07), Yellow (10)

SKI-DOO OXYGEN HELMET

929090 • XS, S, M, L, XL, 2XL, 3XL

DOT

DOT

- Includes a rear removable curtain and a vent in the chin curtain for extra airflow.
- 1850 g ± for size large.

GOGGLES

UNISEX

NEW TRENCH OTG GOGGLES

// FITS OVER MOST
PRESCRIPTION GLASSES



Matte Black [93]

SKI-DOO TRENCH OTG GOGGLES 448780 • One size

- Fits over most prescription glasses on the market with lens height below 2 in. (51 mm) and with branches width of 5 1/4 in. (146 mm).
- Features injection double lens which is anti-scratch, anti-fog and distortion-free optics.
- Thermo-formed 3 layer face foam offers best fit.
- No-slip silicone strap keeps goggles in place.
- Injection-molded PC cylindrical lens provides distortion-free vision and enhanced impact resistance.
- A vibrant lens tint with light silver mirror that increases visual acuity in extremely flat and low light conditions.
- Removable nose guard provides extra protection against cold and debris.



Black [90]

FLINT RADIANT UV GOGGLES 448751 • One size

- Heated Radiant Electric lens.
- Features injection-molded PC cylindrical lens.
- Anti-scratch, anti-fog performance for distortion-free vision and enhanced impact resistance.
- Thermo-formed 3 layer face foam offers best fit.
- No-slip silicone strap keeps goggles in place.
- Removable nose guard for extra deflection against roots and debris.
- XL version is ideal for colder weather covering more space between the goggle and the helmet.



Black [90]

FLINT XL RADIANT UV GOGGLES 448763 • One size



Black [90], Brick Red [33], Grey [09], Indigo Blue [82]

SKI-DOO TRENCH UV GOGGLES 448723 • One size

- Features injection double lens which is anti-scratch, anti-fog and distortion free optics.
- Wider thermo-formed 3-layer face foam offers best fitting.
- No-slip silicone strap keeps goggles in place.
- Injection-molded PC cylindrical lens provides distortion-free vision and enhanced impact resistance.
- A vibrant lens tint with light silver mirror that increases visual acuity in extremely flat and low light conditions.
- Removable nose guard for extra deflection against cold and debris.
- XL version is ideal for colder weather covering more space between the goggle and the helmet.



Black [90], Brick Red [33], Grey [09], Indigo Blue [82]

SKI-DOO TRENCH XL UV GOGGLES 448761 • One size



Brick Red [33], Indigo Blue [82], Yellow [10]

EDGE UV GOGGLES 448724 • One size

- Features injection-molded PC cylindrical lens.
- Anti-scratch, anti-fog performance while providing distortion-free vision and enhanced impact resistance.
- Wider thermo-formed 3-layer face foam offers best fitting.
- No-slip silicone strap keeps goggles in place.
- Removable nose guard for extra deflection against roots and debris.
- XL version is ideal for colder weather covering more space between the goggle and the helmet.
- Bonus lens included: A vibrant lens tint with light silver mirror that increases visual acuity in extremely flat and low light conditions.



Brick Red [33], Indigo Blue [82], Yellow [10]

EDGE XL UV GOGGLES 448762 • One size

BOOTS AND SOCKS

UNISEX



Black (90)

TEC+ ULTRA BOOTS

444258 • 5, 6, 7, 8, 9, 10, 11, 12, 13

- Tec+ Ultra Boots with tough abrasion resistant outer material and performance liner.
- Tough abrasion resistant leather outer and textile.
- Sympatex® breathable waterproof membrane.
- Performance liner that will provide warmth and added comfort by shaping to your foot.
- Limit of comfort temperature range: -58°F to -76°F or -50°C to -60°C.
- Rugged ultra-grip outsole design.
- Removable inner liner.



Black (90)

TEC+ BOOTS

444253 • 5, 6, 7, 8, 9, 10, 11, 12, 13

- Tec+ Boots with moisture-wicking inner liner material.
- Improved comfort and flex.
- Removable insole.
- Unisex, smaller sizes added for ladies.
- Kevlar reinforced laces.
- 600 g PrimaLoft ECO FOOTWEAR insulation for maximum comfort.
- Leather outer layer incorporates HydroGuard® waterproof membrane.
- Tapered rear shape for better Achilles and ankle support.
- Abrasion and impact resistant ice breaker toe piece.
- Aggressive, durable anti-slip outsole for running board traction.
- Limit of comfort temperature range: -40°F to -58°F or -40°C to -50°C.

MEN'S



Black (90)

TEC+ REC BOOTS

444240 • 5, 6, 7, 8, 9, 10, 11, 12, 13

- Tec+ Rec Boots with tough abrasion resistant leather outer.
- Breathable waterproof membrane.
- Limit of comfort temperature range: -58°F to -76°F or -50°C to -60°C.
- Rugged ultra-grip outsole design.
- Removable inner liner.

KIDS'



Black (90)

NEW SKI-DOO KIDS' BOOTS

444273 • 1, 2, 3, 4, 10, 11, 12, 13

- Insulated Ski-Doo Kids' winter boots.
- 100% waterproof and synthetic PU insulated boot.
- Adjustable snow collar with a lace lock.
- Injection-molded lightweight synthetic PU.
- Outsole with multi-directional treads for stability in snowy condition.

UNISEX



Brick Red (33), Hi-Vis Yellow (26), Indigo Blue (82)

ACTIVE LIGHTWEIGHT SOCKS

444254 • S, M, L

- Active lightweight socks perfect to retain warmth.
- Ventilation channels for maximum breathability.
- Reinforced toe and heel in PrimaLoft and wool.
- Elastic fabric for comfort.

WOMEN'S



Black (90)

WOMEN'S TEC+ REC BOOTS

444241 • 6, 7, 8, 9, 10

- Women's Tec+ Rec boots with tough abrasion resistant leather outer.
- Breathable waterproof membrane.
- Limit of comfort temperature range: -58°F to -76°F or -50°C to -60°C.
- Rugged ultra-grip outsole design.
- Removable inner liner.

UNISEX



Brick Red (33), Hi-Vis Yellow (26), Raspberry (39)

PERFORMANCE MIDWEIGHT SOCKS

454597 • S, M, L

- Performance sock with X-Team aesthetic.
- Elastic fabric to ensure comfort.
- Reinforcement in wool for durability.
- Ski-Doo and X logos.



Charcoal Grey (07), Dark Navy (16)

THERMAL HEAVYWEIGHT SOCKS

444255 • S, M, L

- Active lightweight socks perfect to retain warmth.
- Ventilation channels for maximum breathability.
- Reinforced toe and heel in PrimaLoft and wool.
- Elastic fabric for comfort.

BAGS

UNISEX



Black (90)

SKI-DOO STAND-UP ROLLER GEAR BAG 469319 • One size

- Ski-Doo Stand-Up Roller Gear Bag with heavy duty polyester material.
- Structural skeleton ensures stand-up stability when loaded or unloaded.
- Waterproof cover included for extra protection against the elements.
- Compartmentalized design places helmets, goggles, boots and your gear in dedicated zones.
- Heavy duty 900 D polyester material.
- Dim: 85 cm x 47 cm x 40 cm.
- 140 liter capacity.



Black (90)

SKI-DOO GEAR BAG 90 L 469321 • One size

- Ski-Doo Gear Bag 90 L.
- Large main compartment with easy access to all gear.
- Large separated boot pocket.
- Zippered accessory pocket.
- Easy grab handles for transport.
- Detachable shoulder strap.
- Heavy-duty reinforced base.
- Dim: 75 cm x 40 cm x 40 cm.
- 90-liter capacity.
- 900 D polyester



Black (90)

SKI-DOO DUFFLE BACKPACK 469322 • One size

- Ski-Doo Duffle Backpack.
- Duffel bag with shoulder strap, can transform into a backpack.
- Adjustable shoulder and chest straps.
- Bottle holder.
- Foam padding on straps for comfort.
- 900 D polyester.
- Dim: 65 cm x 28 cm x 30 cm.
- 45-liter capacity.



Black (90)

SKI-DOO LAPTOP BACKPACK 469323 • One size

- Ski-Doo Laptop Backpack.
- Laptop/Tablet pocket holds up to 15" laptop.
- Fleece-lined sunglasses pocket.
- Adjustable shoulder and chest straps.
- Organization pocket with key clip.
- Foam padding on straps and back for comfort.
- Carry-on slider.
- Water bottle side pouch.
- 900 D polyester.
- Dim: 30 cm x 45 cm x 21 cm.
- 25-liter capacity.

PROTECTIVE GEAR

UNISEX



Grey (09)

SKI-DOO TRAILMASTER TEKVEST

469308 • XS [100-130 lb/45-60 kg],
S [130-150 lb/60-70 kg],
M [150-185 lb/70-85 kg],
L [185-210 lb/85-95 kg],
XL [210-240 lb/95-110 kg]

469309 • 2XL [240-270 lb/110-125 kg],
3XL [270-300 lb/125-140 kg]

- Ski-Doo TrailMaster TekVest (XS to 3XL).
- Zip-up fleece collar.
- 2 body-heated pockets are roomy enough to hold up to 4 smart phones/battery boosters in a vertical position. A perfect spot for a small wallet, a trail map or special medication.
- Insulated on the outside with a reflective aluminum layer.
- Quick attach points included for optional shoulder pads.

BC COLLECTION

MEN'S



Brick Red [33], Black [90], Black with Graphics [94]

BC KONA ONE-PIECE SUIT 440932 • XS, S, M, L, XL, 2XL, 3XL

- Flexible and adaptable shell.
- Use for deep snow riding.

Performance:



Waterproofness



Breathability



Warmth

Key benefits:



Element Proof



High Airflow



Reinforced

- 2-ply Sympatex® membrane with lifetime warranty.
- 100% sealed seams and logos.
- Waterproof YKK® Aquaguard® zippers.
- Removable and adjustable hood.
- Removable suspenders.
- Backpack friendly underarm venting.
- Chest vents.
- Auxiliary zipper for added ventilation.
- Reflective details for optimized visibility.
- Two side pockets placed high for avalanche backpack strap.
- Zippered leg cargo pockets.

MEN'S



Army Green [77], Black [90], Deep Purple [42], Indigo Blue [82]

BC KONA JACKET

Army Green [77], Black [90], Deep Purple [42], Indigo Blue [82]
440931 • XS, S, M, L, XL, 2XL, 3XL

- Flexible and adaptable shell.
- Use for deep snow riding.

- 2-ply Sympatex® membrane with lifetime warranty.
- 100% sealed seams and logos.
- Fixed hood with drawstring adjustment.
- Waterproof YKK® Aquaguard® zippers.
- Fixed powder skirt.
- Backpack friendly underarm venting.
- Offset front zipper for optimal comfort at chin.
- Reflective details for optimized visibility.
- Two side pockets placed high for avalanche backpack strap.
- Inner cellphone pocket.

WOMEN'S



Brick Red [33], Deep Purple [42], Ice [38]

WOMEN'S BC KONA JACKET

440943 • XS, S, M, L, XL, 2XL, 3XL

Performance:



Waterproofness



Breathability



Warmth

Key benefits:



Element Proof



High Airflow



Lightweight



MEN'S



Black [90], Indigo Blue [82]

BC KONA HIGHPANTS

441672 • XS, S, M, L, XL, 2XL, 3XL

- Flexible and adaptable shell.
- Use for deep snow riding.

Performance:



Waterproofness



Breathability



Warmth

Key benefits:



Element Proof



Optimized Mobility



Reinforced

- 2-ply Sympatex® membrane with lifetime warranty.
- Reinforcement in Cordura® fabric at seat, crotch and bottom hem.
- 100% sealed seams and logos.
- Stretch fabric at side bib for extra comfort.
- Fleece seat.
- Shaped, reinforced knees and shins.
- Storm gaiters with boot-to-lace snap connector.
- Reinforcement at inner legs for abrasion resistance.
- 2-way full-length water-resistant side zippers.
- Reflective details for optimized visibility.
- Cargo pocket with ease pleat.
- Suspenders with 1 side adjustment.

WOMEN'S



Black [90]

WOMEN'S BC KONA HIGHPANTS

441682 • XS, S, M, L, XL, 2XL, 3XL

- Flexible and adaptable shell.
- Use for deep snow riding.

Performance:



Waterproofness



Breathability



Warmth

Key benefits:



Element Proof



Drop Seat



Reinforced

- 2-ply Sympatex® membrane with lifetime warranty.
- 100% sealed seams and logos.
- Stretch fabric at side bib for extra comfort.
- Fleece seat.
- Shaped, reinforced knees and shins.
- Storm gaiters with boot-to-lace snap connector.
- Reinforcement at inner legs for abrasion resistance.
- 2-way full-length water-resistant side zippers.
- Reflective details for optimized visibility.
- 1 side drop seat.
- Cargo pocket with ease pleat.
- Suspenders with 1 side adjustment.

MEN'S



Indigo Blue [82], Whiskey [28], Black [90]

BC KONA+ JACKET

440959 • XS, S, M, L, XL, 2XL, 3XL

- Flexible and adaptable shell.
- Use for deep snow riding.

Performance:



Waterproofness



Breathability



Warmth

Key benefits:



Element Proof



High Airflow



Multi-use

- 2-ply Sympatex® membrane with lifetime warranty.
- 100% sealed seams and logos.
- Waterproof YKK® Aquaguard® zippers.
- Removable hood.
- Removable powder skirt.
- Backpack-friendly underarm venting.
- Auxiliary zipper for added ventilation.
- Reflective details for optimized visibility.
- Two large zipped hand pockets.

UNISEX



Black [90], Grey [09], Indigo Blue [82]

UNISEX BC ASPECT ONE-PIECE SUIT
440942 • XS, S, M, L, XL, 2XL, 3XL

- Flexible and adaptable shell.
- Use for deep snow riding.

Performance:



Waterproofness



Breathability



Warmth

Key benefits:



No-Frills Shell



Max Airflow



Reinforced

- 3-ply Sympatex® Toulon membrane with lifetime warranty.
- 100% sealed seams and logos.
- Waterproof YKK® Aquaguard® zippers.
- Fixed hood.
- Removable suspenders.
- Backpack friendly venting.
- Chest and bicep vents.
- Inner cellphone pocket.
- Abrasion-resistant zones at bottom hem.
- Leg zipper from hip to cuff.
- Leg pocket with strap for beacon or radio.
- Two side pockets on torso placed high for avalanche backpack strap.
- Zipped cargo-size pockets on legs.
- Reflective details for optimal visibility.

MEN'S



Ice [38], Indigo Blue [82], Black [90], Brick Red [33]

BC ASPECT JACKET

440940 • XS, S, M, L, XL, 2XL, 3XL

- Flexible and adaptable premium shell.
- Use for deep snow riding.

Performance:



Waterproofness



Breathability



Warmth

Key benefits:



No-Frills Shell



Max Airflow



Max Mobility

- 3-ply Sympatex® Toulon membrane with lifetime warranty.
- 100% sealed seams and logos.
- Fixed hood.
- Waterproof YKK® Aquaguard® zippers.
- Chest and bicep ventilation.
- Removable powder skirt.
- Inner cellphone pocket.
- DVA and radio pockets.



Black [90], Brick Red [33]

BC ASPECT HIGHPANTS

441678 • XS, S, M, L, XL, 2XL, 3XL

- Flexible and adaptable shell.
- Use for deep snow riding.

Performance:



Waterproofness



Breathability



Warmth

Key benefits:



No-Frills Shell



Max Airflow



Max Mobility

- 3-ply Sympatex® Toulon membrane technologies with lifetime warranty.
- Reinforcement in Cordura® fabric at bottom hem.
- 100% seams and logos sealed.
- 2 thigh vents.
- Bib pocket, 2 hand pockets and thigh cargo pocket.
- Waist buckle adjustment.
- Suspenders with 1 side adjustment.
- Full length side zippers at leg.
- Stretch fabric at side bib for extra comfort.
- New boot strap adjustment and boot hook.

UNISEX



Heather Grey (27), Purple (40)

UNISEX BC STORY T-SHIRT
454884 • S, M, L, XL, 2XL, 3XL

- Technical BC Series T-shirt designed for everyday use.
- 90% polyester, 10% wool.
- Heat transferred BC Series logo at front and quote at center back.
- BC Series fold up label on bottom.

MEN'S



Black (90), Navy (89)

MEN'S BC SERIES POCKET T-SHIRT
454885 • S, M, L, XL, 2XL, 3XL

- Technical BC Series Pocket T-shirt designed for everyday use.
- 90% polyester, 10% wool.
- Chest pocket with BC Series branded zipper pull.
- Heat transferred BC Series logo at front and back neck.
- BC Series fold up label at bottom.

MEN'S



Black (90), Navy (89), Purple (40)

MEN'S BC SERIES PULLOVER FLEECE HOODIE
454811 • S, M, L, XL, 2XL, 3XL

- Technical BC Series Pullover Hoodie designed for everyday use.
- 93% polyester, 7% spandex.
- Anti-static, anti-snap and anti-pilling fabric.
- Entirely fleece lined.
- Drawcord adjustment at hood.
- Handwarmer kangaroo pocket.
- Zippered pocket on left arm.
- BC Series logo on left chest.



Black (90), Navy (89)

MEN'S BC SERIES FLEECE JOGGER SWEATPANTS
454813 • S, M, L, XL, 2XL, 3XL

- Technical BC Series Jogger Sweatpants designed for everyday use.
- 93% polyester, 7% spandex.
- Anti-static, anti-snap and anti-pilling fabric.
- Drawcord adjustment at waist.
- Zippered pocket on right leg.
- BC Series logo on leg.

WOMEN'S



Black (90), Purple (40)

WOMEN'S BC SERIES FULL ZIP FLEECE HOODIE
454883 • XS, S, M, L, XL, 2XL

- Technical BC Series Full Zip Hoodie designed for everyday use.
- 93% polyester, 7% spandex.
- Boxy fit.
- Anti-static, anti-snap and anti-pilling fabric.
- Entirely fleece lined.
- Drawcord adjustment at hood.
- Zippered pocket on right arm.
- BC Series logo on left chest.



Black (90)

WOMEN'S BC SERIES FLEECE JOGGER SWEATPANTS
454882 • XS, S, M, L, XL, 2XL

- Technical BC Series Jogger Sweatpants designed for everyday use.
- 93% polyester, 7% spandex.
- Anti-static, anti-snap and anti-pilling fabric.
- Drawcord adjustment at waist.
- Zippered pocket on right leg.
- BC Series logo on leg.



Men's BC Series Pullover Fleece Hoodie – 454811
Men's BC Series Pocket T-shirt – 454885
Unisex BC Story T-shirt – 454884

Unisex BC Series Tec Layer Hybrid Jacket – 288004
Men's BC Series Fleece Jogger Sweatpants – 454813
Women's BC Series Fleece Jogger Sweatpants – 454882

LAYERING

MEN'S



Black [90], Navy [89]

SKI-DOO TEC LAYER HEAVYWEIGHT DOWN PACKABLE JACKET

288005 • XS, S, M, L, XL, 2XL, 3XL

- Introducing the new ultra warm Ski-Doo Tec Layer Heavyweight Down Packable Jacket.
- Functional, warm outer layer for breaks while snowmobiling and regular winter use.
- Can also be used as a very warm mid layer on long, sub-zero journeys.
- Insulation: Primaloft® down blend Gold.
- Packable design is great for on-the-go and travel!
- Drawcord hem adjustment in pockets.
- Microfleece and spandex at underarm vents.
- Down-blend insulation with high compression.
- Sold with a stowable bag.
- Ultralight water-repellent fabric.
- Preshaped sleeves and elbows.
- Fixed adjustable hood (Cohesive type) with laminated brim and flexible polymer peak.
- Elastic at cuffs.
- YKK® 2-way Vislon® zipper at front opening.
- Inverted YKK® 1-way zippers at pockets.
- 2 spacious hand pockets at front.
- Chest pocket with 2 spacious inner lining pockets.
- Adjustable hem with elastic and toggle on both sides.
- Durable ripstop nylon.
- Warmth equivalent to 750 Fill Power.
- Unique hybrid water-repellent down and ultra fine Primaloft fiber.

UNISEX



Black [90], Charcoal Grey [07]

BC SERIES TEC LAYER HYBRID JACKET

288004 • XS, S, M, L, XL, 2XL, 3XL

- Light and versatile mid layer jacket for active riders.
- Packable design is great for on-the-go and travel.
- 80 g Primaloft® Black Insulation.
- Ultralight water-repellent material.
- Strategically placed elastic knit material and panels with insulation.
- YKK® zippers.



Black [90]

BC SERIES TEC LAYER HYBRID SHORTS

288007 • XS, S, M, L, XL, 2XL, 3XL

- Light and versatile mid layer shorts for active riders.
- 80g Primaloft® Black Insulation.
- Packable design is great for on-the-go and travel!
- Ultralight water-repellent material.
- Strategically placed elastic knit material and panels with insulation.
- Higher back waist and knee length.
- 2-way YKK® zippers at both sides.



Black [90]

MONOSUIT INSULATED LINER

454623 • XS, S, M, L, XL, 2XL, 3XL

- Under shell one-piece.
- Use for deep snow riding.
- 100% polyester mesh.
- Insulation: 120 gsm.
- Moisture wicking mesh lining.
- Chest pocket.
- Stretch gussets at shoulders and lower back for better flexibility.
- Drop seat.

X-TEAM COLLECTION

MEN'S



Black (90), Black with Graphics (94)

MEN'S ABSOLUTE 0 X-TEAM EDITION JACKET

440984 • S, M, L, XL, 2XL, 3XL

- Warmest jacket in our collection.
- X-Team Edition.
- Use on trails.
- 100% windproof, waterproof and highly breathable 2-ply Sympatex® membrane with lifetime warranty.
- 200 g of PrimaLoft® Gold insulation plus a removable Radiant Core inner liner with 100 g of PrimaLoft® Gold.
- Radiant Core technology for maximum heat retention and warmth.
- 100% sealed seams and logos.
- Removable hood with clip system.
- Removable and adjustable collar to prevent air entry.
- Quadruple insulated center front flaps for heat retention and wind protection.
- eLinQ system for cable management.
- Underarm vents.
- 2 hand pockets, 1 Napoleon pocket with chamois and 1 inner mesh pocket.
- Inner cellphone pocket.

WOMEN'S



Black with Graphics (94)

WOMEN'S ABSOLUTE 0 X-TEAM EDITION JACKET

440990 • XS, S, M, L, XL, 2XL

Performance:



Waterproofness



Breathability



Warmth

Key benefits:



Element Proof



Max Warmth



High Airflow



Black with Graphics (94), Bronze (92), Green (70)

MEN'S EXODUS X-TEAM EDITION JACKET

456008 • S, M, MT, L, LT, XL, XLT, 2XL, 3XL

MEN'S EXODUS X-TEAM EDITION JACKET BIG & TALL

456010 • 2XLT, 3XL, 3XLT, 4XL, 5XL (Yellow not available)

- Warm jacket with a race-inspired look.
- X-Team Edition.
- Use on trails.
- 100% sealed seams and logos.
- Radiant Core technology for maximum heat retention and warmth.
- Additional removable collar to seal air entry.
- 2 hand pockets, 1 chest pocket, 1 Napoleon pocket with goggle cloth and 1 inner mesh pocket.
- 360° reflective details for maximum visibility.
- Polar fleece at front of body and top of arms for added warmth.
- Insulated top center flap and under flap for heat retention and wind protection.
- eLinQ cable management system.
- Powder skirt.
- Underarm vent.
- Articulated sleeves.
- Adjustable cuffs with wrist gaiter and thumb hole.
- YKK® zippers throughout and YKK® AquaGuard® zippers at hand pockets and chest pocket.
- Cellphone pocket.
- 200 g of Youngone Eco Loft Heat Soft® insulation.



Black with Graphics (94), Purple (40)

WOMEN'S EXODUS X-TEAM EDITION JACKET

456009 • XS, S, M, L, XL, 2XL

Performance:



Waterproofness



Breathability



Warmth

Key benefits:



Windproof



Reflective



Fleece Lined

MEN'S



Black (90), Camo (37)

NEW MEN'S X-TEAM EDITION LS
288000 • S, M, L, XL, 2XL, 3XL

- Casual long sleeve T-shirt with X-Team logo.
- X-Team artwork on right sleeve.
- Ski-Doo logo on left chest.



Black (90), Heather Grey (27)

NEW MEN'S X-TEAM T-SHIRT
288003 • S, M, L, XL, 2XL, 3XL

- Casual T-shirt with X-Team logo.
- X-Team graphic at center front.



Charcoal Grey (07), Green (70), Navy (89)

MEN'S X-TEAM EDITION MICRO-FLEECE
454809 • S, M, L, XL, 2XL, 3XL

- Mid weight microfleece, excellent for warmth as a second layer.
- X-Team flavor.
- 6% polyester, 4% spandex.
- Moisture-wicking fabric.
- Zippered hand pockets.
- 1 zippered chest pocket and 2 zippered hand pockets.
- Ski-Doo embossed binding at collar, cuff and hem.



Black (90), Bronze (92), Green (70), Navy (89)

MEN'S X-TEAM EDITION SNO-X ZIP-UP HOODIE
454865 • S, M, L, XL, 2XL, 3XL

- Heavyweight fleece for maximum warmth.
- X-Team flavor.
- 96% polyester, 4% spandex.
- Adjusted fit.
- Full zip hoodie.
- 2 hand pockets.
- Thumb hole.



Black (90), Green (70), Bronze (92)

MEN'S X-TEAM EDITION PULLOVER HOODIE
454841 • S, M, L, XL, 2XL, 3XL

- Comfortable pullover hoodie with X-Team artwork.
- X-Team flavor.
- 80% cotton, 20% polyester.
- One side brushed fleece.
- Artwork graphic at center front chest.
- Drawstring hood.
- Handwarmer kangaroo pocket with Ski-Doo fold up label.



Black (90), Navy (89), White (01)

MEN'S CLASSIC X-TEAM EDITION T-SHIRT
454869 • S, M, L, XL, 2XL, 3XL

- X-Team short sleeve T-shirt.
- 100% cotton.
- Ski-Doo logo with X at center front.
- X-Team artwork at back.
- Crew neck.
- Ski-Doo fold up label on bottom left side.

WOMEN'S



Grey (09), Violet (41)

WOMEN'S X-TEAM EDITION RACE JERSEY
 454971 • XS, S, M, L, XL, 2XL

- Semi-fitted V-neck jersey.
- X-Team graphic.
- 100% polyester.
- Quick-dry fabric.
- Antibacterial, moisture-wicking fabric.
- Sublimated print.
- Rib at collar and cuffs.
- Underarm gusset for ease of movement.
- Jersey longer at the back to easily enter it in riding pants.



Charcoal Grey (07), Navy (89), Purple (40)

WOMEN'S X-TEAM EDITION MICRO-FLEECE
 454861 • XS, S, M, L, XL, 2XL, 3XL

- Mid weight microfleece, excellent for warmth as a second layer.
- X-Team flavor.
- 6% polyester, 4% spandex.
- Moisture-wicking fabric.
- Zippered hand pockets.
- 1 zippered chest pocket and 2 zippered hand pockets.
- Ski-Doo embossed binding at collar, cuff and hem.



Navy (89), Orange (12), Purple (40)

WOMEN'S X-TEAM EDITION SNO-X ZIP-UP HOODIE
 454863 • XS, S, M, L, XL, 2XL, 3XL

- Heavyweight fleece for maximum warmth.
- X-Team flavor.
- 96% polyester, 4% spandex.
- Adjusted fit.
- Full zip hoodie.
- 2 hand pockets.
- Thumb hole.

MEN'S



Bronze (92), Charcoal Grey (07), Hi-Vis Yellow (26)

MEN'S APEX X-TEAM EDITION T-SHIRT
 454866 • S, M, L, XL, 2XL, 3XL

- X-Team short sleeve T-shirt.
- 100% cotton.
- Ski-Doo logo with X at left chest.
- X-Team artwork at back.
- Crew neck.
- Ski-Doo fold up label on bottom left side.

UNISEX



Black (90), Navy (89), Purple (40)

KNIT BEANIE X-TEAM EDITION
 454845 • One size

- Lifestyle hat with Ski-Doo logo.
- X-Team flavor.
- 100% acrylic.
- X-Team logo at front.
- Foldover cuff.



Brick Red (33), Orange (12), Yellow (10)

X-TEAM EDITION CURVED CAP
 454799 • One size

- Racing look cap with X-Team logo artwork at front.
- Perfect to wear every day.
- X-Team flavor.
- Curved brim.
- Plastic adjustment at back.
- Ski-Doo fold up label at back.

UNISEX



Bronze (92), Charcoal Grey (07), Navy (89)

X-TEAM EDITION FLEX FIT FLAT BRIM CAP
 454797 • S/M, L/XL, 2XL

- Fitted cap with X-Team logo artwork at front.
- Perfect to wear every day.
- X-Team Flavor.
- Front: 100% cotton.
- Back mesh: 100% polyester.
- Flat brim.
- Elastic band ensuring comfort and stability.
- Small Ski-Doo patch at back.



Black (90), Orange (12)

X-TEAM GRADIENT FLEX FIT FLAT CAP
 288099 • S/M, L/XL, 2XL

- New Flex Fit cap with X-Team logo.
- Perfect to wear every day.
- Ski-Doo print at front with gradient X.
- Flat brim.
- Adjustments at back.

TRAIL COLLECTION

MEN'S



Black [90], Navy [89], Wine [32]

MEN'S EXODUS JACKET

456006 • S, M, MT, L, LT, XL, XLT, 2XL, 3XL

- Warm jacket with a race-inspired look.
- Use on trails.
- 100% sealed seams and logos.
- Radiant Core technology for maximum heat retention and warmth.
- Additional removable collar to prevent air entry.
- 2 hand pockets, 1 Napoleon pocket with goggle cloth and 1 inner mesh pocket.
- 360° reflective details for maximum visibility.
- Polar fleece at front of body and top of arms for added warmth.
- Insulated top center front flap and underflap for heat retention and wind protection.
- eLinQ cable management system.
- Powder skirt.
- Underarm vent.
- Articulated sleeves.
- Adjustable cuffs with wrist gaiter and thumb hole.
- YKK® zippers throughout and YKK® AquaGuard® at hand pockets and chest pocket.
- Cellphone pocket.
- 200 g of Youngone Eco Loft Heat Soft® insulation.

WOMEN'S



Black [90], Ice [38]

WOMEN'S EXODUS JACKET

456007 • XS, S, M, L, XL, 2XL, 3XL

Performance:



Waterproofness



Breathability



Warmth

Key benefits:



Windproof



Reflective



Fleece Lined



Black [90], Charcoal Grey [07]

MEN'S EXODUS HIGHPANTS

441702 • XS, S, M, L, XL, 2XL, 3XL

MEN'S EXODUS HIGHPANTS BIG & TALL

441708 • MT, LT, XLT, 2XLT, 3XL, 3XLT, 4XL, 4XLT, 5XL

- Warm highpants with a racing look.
- Use on trails.
- 100% sealed seams on outer shell.
- Polar fleece at seat
- Pre-shaped and padded knees.
- Heat seal logo.
- 200 g of Youngone Ecoloft Heat Soft® insulation.
- Drop seat on women's version.



Black [90], Purple [40]

WOMEN'S EXODUS HIGHPANTS

441704 • XS, S, M, L, XL, 2XL, 3XL

Performance:



Waterproofness



Breathability



Warmth

Key benefits:



Windproof



Built-in Protection



Warm Seat

MEN'S



Black (90), Brick Red (33), Charcoal Grey (07)

MEN'S ENDURO JACKET

456018 • XS, S, M, L, XL, 2XL, 3XL

- High-performance, lightly insulated jacket with athletic fit for active trail riding.

Performance:



Waterproofness



Breathability



Warmth

Key benefits:



No-Frills Shell



Max Airflow



Max Mobility

- 2-ply Sympatex® membrane with lifetime warranty.
- 100% sealed seams and logos.
- Waterproof YKK® AquaGuard® zippers.
- Easy-access front and bicep venting for optimal thermoregulation.
- Powder skirt.
- Hem, collar and wrist adjustment.
- Inner microfleece cuff.
- Reflective elements for optimal visibility in low light conditions.
- Reinforcement fabric at elbow and back hem.
- 100 g of Youngone Eco Loft Heat Soft® insulation.



Black (90)

MEN'S ENDURO HIGHPANTS

441701 • S, M, L, XL, 2XL, 3XL

- High-performance, lightly insulated highpants fit for active trail riding.

Performance:



Waterproofness



Breathability



Warmth

Key benefits:



Windproof



Built-in Protection



Warm Seat

- 100% sealed seams and logos.
- Preshaped and padded knees.
- Polar fleece at seat and crotch for extra warmth.
- 2 side adjustable elastic suspenders.
- Bonded tab at side waistband to adjust back elastic for extra comfort.
- Storm gaiters with boot-to-lace snap connector.
- Reinforcement at inner legs for abrasion resistance.
- Reflective details at back leg.
- 100 g of Youngone Ecoloft Heat Soft® insulation.

MEN'S



Black (90), Green (70), Khaki (05), Dark Navy (16)

MEN'S ABSOLUTE 0 JACKET

440938 • S, M, L, XL, 2XL, 3XL

- Warmest jacket in our collection.
- Use on trails.
- 100% windproof, waterproof and highly breathable 2-ply Sympatex® membrane with lifetime warranty.
- 200 g of PrimaLoft® Gold insulation plus a removable Radiant Core inner liner with 100 g of PrimaLoft® Gold.
- Radiant Core technology for maximum heat retention and warmth.
- 100% sealed seams and logos.
- Removable hood with clip system.
- Removable and adjustable collar to prevent air entry.
- Quadruple insulated center front flaps for heat retention and wind protection.
- eLinQ system for cable management.
- Underarm vents.
- 2 hand pockets, 1 Napoleon pocket with chamois and 1 inner mesh pocket.
- Inner cellphone pocket.

WOMEN'S



Black (90), Ice (38), Wine (32)

WOMEN'S ABSOLUTE 0 JACKET

440946 • XS, S, M, L, XL, 2XL

Performance:



Waterproofness



Breathability



Warmth

Key benefits:



Element Proof



Max Warmth



High Airflow

MEN'S



Black (90)

MEN'S ABSOLUTE 0 HIGHPANTS

441677 • S, M, L, XL, 2XL, 3XL

- Warmest highpants in our lineup.
- Use on trails.
- 2-ply Sympatex® membrane with lifetime warranty.
- 200 g of PrimaLoft® Gold insulation.
- 100% sealed seams and logos.
- Polar fleece seat and crotch for added warmth.
- Stretch knit material on sides for additional flexibility.
- Pre-shaped and padded knees.
- Adjustable waist.
- Bib pocket and 2 hand pockets with inner brushed knit fabric.
- Storm gaiters.

WOMEN'S



Black (90)

WOMEN'S ABSOLUTE 0 HIGHPANTS

441680 • XS, S, M, L, XL, 2XL

Performance:**Waterproofness****Breathability****Warmth****Key benefits:****Element Proof****Max Warmth****Built-in Protection**

MEN'S



Black (90)

MEN'S WARM-UP COAT

440957 • One size

- Warm coat to wear over your gear.
- Used by the racing team.
- Critical seams and logos sealed.
- Fixed hood.
- Two side pockets.
- Side split at bottom hem for optimal mobility.



Orange (12)

MEN'S SKI-DOO RACING JACKET

456037 • S, M, L, XL, 2XL, 3XL

- Watertight zippers throughout.
- 2 large front pockets.
- Front and rear zippered vent.

VASA COLLECTION

MEN'S



Army Green (77), Black (90), Dark Navy (16)

MEN'S VASA+ JACKET

440995 • S, M, L, XL, 2XL, 3XL

- New and optimized style featuring ExoFloat™ System.
- 2-ply Sympatex® membrane with lifetime warranty.
- Now a self-floating style.
- Used on trails.
- Color accent on hood and reflective accent on shoulders for optimal visibility.
- Accessible whistle pocket for safety.
- Underarm zippered vents.
- D-ring at bottom hem.
- Bonded Lycra cuff with thumb hole.
- Removable hood with hood clip attachment.
- 2-way zipper to improve comfort in sitting position.
- Chest pocket with water resistant zipper.
- 2 hands pocket with water resistant zipper.
- Fully seam sealed.
- Removable powder skirt.
- eLinQ cable management system.
- 200 g of Youngone Eco Loft Heat Soft® insulation.

WOMEN'S



Black (90), Purple (40)

WOMEN'S VASA+ JACKET

440985 • XS, S, M, L, XL, 2XL

Performance:



Waterproofness



Breathability



Warmth

Key benefits:



Flotation Assistance



Windproof



Reflective



CROSSOVER COLLECTION

MEN'S



Army Green [77], Black [90], Dark Navy [16]

MEN'S CORIDA 3-IN-1 JACKET (KIT) 440993 • S, M, L, XL, 2XL, 3XL

- 3-in-1 construction that combines a shell and a zipped-in puffer jacket.
- Use for crossover riding.
- 200 g of Youngone Eco Loft Heat Soft® insulation.
- Underarm zippered vents.
- D-ring at bottom hem.
- Bonded Lycra cuff with thumb hole.
- Two expandable hand pockets with bonded pleats.
- Internal cellphone pocket.
- Left arm pocket with goggle cloth.
- Adjustment at hood.
- Bonded visor at hood.
- Bonded fleece at back collar.
- Left shoulder sleeve Ski-Doo suede patch.
- 100% sealed seams and logos.
- Reflective details on the back for visibility.
- 2-way zipper for improved comfort while seated.
- Powder skirt.
- Internal beanie pocket.
- eLinQ cable management system.

WOMEN'S



Black [90], Ivory [97]

WOMEN'S CORIDA 3-IN-1 JACKET (KIT) 440989 • XS, S, M, L, XL, 2XL

Performance:



Waterproofness



Breathability



Warmth

Key benefits:

++



Windproof



Reflective



Multi-use



Amber [95], Black [90], Bronze [92]

MEN'S CORIDA STAVA HYBRID PANTS 441712 • S, M, L, XL, 2XL, 3XL

- New Stava Hybrid Highpants with a removable bib.
- Use for crossover riding.
- 100% outer shell seams are sealed.
- Pre-shaped and padded knees.
- Heat sealed logo.
- Removable bib, pant can be worn alone.
- Zipped hand pockets at hips.
- Two expandable hand pockets at thigh with bonded pleats.
- 1 large zipper pocket on the bib for extra storage.
- Bonded tab at side waistband to adjust back elastic for extra comfort.
- Elastic suspenders with 2 side adjustment for extra ease and comfort.
- 100 g of Youngone Ecoloft Heat Soft® insulation.
- 1 side drop seat on women's version.



Green [70]

WOMEN'S CORIDA STAVA HYBRID PANTS 441698 • XS, S, M, L, XL, 2XL

Performance:



Waterproofness



Breathability



Warmth

Key benefits:

++



Windproof



Built-in Protection



Drop Seat

MEN'S



Black (90), Camo (37)

NEW MEN'S AETHAL ONE-PIECE SUIT

456034 • S, M, L, XL, 2XL, 3XL

- 6 external pockets for storage optimization.
- Insulated One-Piece Suit with Sympatex membrane for elevated protection and max mobility.
- Use for Crossover riding.
- Mapped insulation of Youngone Eco Loft Flex SR® . Body 100 g, Arms and Legs 80 g.
- 2-ply Sympatex® membrane with lifetime warranty and durable water repellent finish.
- 100% sealed seams and logos.
- Color accent on right forearm.
- Water resistant YKK® Aquaguard® zippers.
- Zipper gusset at neck to give extra comfort when wearing helmet.
- Air vents at underarm for maximum airflow.

WOMEN'S



Black (90), Wine (32)

NEW WOMEN'S AETHAL ONE-PIECE SUIT

456039 • XS, S, M, L, XL, 2XL

- 4 external pockets for storage optimization.

- Removable and adjustable hood with inner pocket for storage.
- Adjustable suspenders on the inside.
- Adjustable waistband.
- Back pleats for maximum mobility.
- Reinforced fabric at inner bottom leg.
- Padded elbows and knees for extra protection when wearing.
- Goggle cloth in front left chest pocket.
- Inner cellphone pocket.
- eLinQ cable management system.

Performance:



Waterproofness



Breathability



Warmth

Key benefits:



Element Proof



Max Mobility



Drop Seat

EXPEDITION RADIANT COLLECTION

MEN'S



Black [90]

EXPEDITION RADIANT JACKET (KIT) 440982 • S, M, L, XL, 2XL, 3XL

- Warm utility jacket.
- Use to work around your snowmobile.

Performance:



Waterproofness



Breathability



Warmth

Key benefits:



Temperature Regulation



Cuts Wind



Reinforced

- 200 g of Youngone Eco Loft Heat Soft® insulation.
- Fabric performance 10,000 mm/5,000 g.
- Water-resistant Teflon coating.
- Underarm vents.
- 8 multi-purpose pockets.
- Detachable hood.
- Wide reflective webbing for maximum visibility.
- Practical carabiner.
- Powder skirt.
- Reinforced elbows and forearms.
- Adjustable collar and wrists.
- Critical seam sealed.
- eLinQ cable management system.
- clim8® intelligent heating technology.
- Includes 1 battery and a charger.
- YKK® zippers.

UNISEX



Black [90]

EXPEDITION RADIANT GLOVES 446346 • XS, S, M, L, XL, 2XL, 3XL

- Extra warm gloves for comfort in all riding conditions.
- Use for trail and deep snow riding.

Performance:



Waterproofness



Dexterity



Warmth

- Top hand: 200 g PrimaLoft® Gold.
- Palm: 133 g PrimaLoft® Gold.
- Waterproof, windproof and breathable glove insert.
- Moisture-wicking fleece lining.
- Includes 2 batteries and a charger
- Leather palm and fingers with grip reinforcement.
- Touchscreen index finger.
- Nose wipe on thumb.
- Clim8 heated technology.

BATTERY AND CHARGER



Black [90]

BATTERY (1-PCE) FOR HEATED GEAR 488100 • One size

- 1X lithium ion battery, 7.4 V, 3,000 mA.
- Rechargeable.



Black [90]

BATTERY CHARGER FOR HEATED GEAR 488101 • One size

- Battery Charger with dual output.
- EU/US interchangeable plugs.



GLOVES

MEN'S



Army Green [77], Black [90]

EXPEDITION GLOVES

446337 • XS, S, M, L, XL, 2XL, 3XL

- Extra warm gloves for comfort in all riding conditions.
- Use for trail and deep snow riding.

Performance:



Waterproofness



Dexterity



Warmth

- Top hand: 200 g PrimaLoft® Gold.
- Palm: 133 g PrimaLoft® Gold.
- Waterproof, windproof and breathable glove insert.
- Naturally moisture-wicking and antimicrobial wool blend lining.
- Leather palm and fingers with grip reinforcement.
- Touchscreen index finger.
- Nose wipe on thumb.



Black [90]

BC ASPECT LONG GLOVES

446352 • S, M, L, XL, 2XL, 3XL

- Breathable glove with some insulation perfect for moderate temperatures.
- Use in deep snow riding.

Performance:



Waterproofness



Dexterity



Warmth

- Pittards® goat leather – resistant to the elements, stain resistant and durable leather.
- Sympatex® fabric 2 L.
- Insulated backhand and palm, for warmth without compromising grip (60 gr PrimaLoft Gold/Grip Control at palm).
- Padded knuckles in nylon Cordura® for better protection.
- Outdry technology membrane waterproof and windproof.
- Maximum breathability with perforated leather insert between fingers.
- Xstatic mesh lined for antibacterial and stay dry moisture management.
- Wide and long cuff with elastic cord adjustment and puller at hem to fit over the sleeve.
- Inside adhesive technology for a better grip control.
- Shaped and articulated fingers for maximum grip control.
- Conductive leather at index.
- Wiper on left index + suede at back thumb for lens wipe.



Black [90]

BC ASPECT SHORT GLOVES

446354 • S, M, L, XL, 2XL, 3XL

- Breathable glove with some insulation perfect for moderate temperatures.
- Use in deep snow riding.

Performance:



Waterproofness



Dexterity



Warmth

- Pittards® goat leather – resistant to the elements, stain resistant and durable leather.
- Sympatex® fabric 2 L.
- Insulated back of hand and palm, for warmth without compromising grip (60 gr PrimaLoft Gold/Grip Control at palm).
- Padded knuckles in nylon Cordura® for better protection.
- Outdry technology membrane waterproof and windproof.
- Maximum flexibility with stretch fabric insertion at knucklebone.
- Xstatic mesh lined for antibacterial and stay dry moisture management.
- Wrist strap adjustment with Velcro to fit under a sleeve.
- Extra grip leather at palm and thumb.
- Shaped and articulated fingers for maximum grip control.
- Conductive leather at index.
- Wiper on left index + suede at back thumb for lens wipe.



MEN'S



Black [90], Charcoal Grey [07]

X-TEAM NYLON GLOVES
446351 • XS, S, M, L, XL, 2XL, 3XL

- Insulated and breathable glove, perfect for active rides.
- Use for trail and deep snow riding.

Performance:



Waterproofness



Dexterity



Warmth

- Top hand: 200 g PrimaLoft® Gold.
- Palm: 133 g PrimaLoft® grip control.
- Waterproof, windproof and breathable glove insert.
- Naturally moisture-wicking and antimicrobial wool blend lining.
- Boxed fingertips to avoid air infiltration.
- Grip control technology for a better grip in palm.
- Touchscreen index finger.
- Visor wiper.



Black [90]

GRIP GLOVES
446323 • S, M, L, XL, 2XL, 3XL

- High performance insulated glove with great grip feel.
- Use for trail and deep snow riding.

Performance:



Waterproofness



Dexterity



Warmth

- Waterproof, windproof and breathable glove insert.
- Inside adhesive technology for a better grip control, added tactility and dexterity.
- Light insulation at back of hand only (85 gr PrimaLoft Gold), for warmth without compromising grip.
- Print design on back of hand to minimize snow accumulation.
- Rubber finger print for improved grip.
- Fully shaped fingers.
- Box fingertips to avoid air infiltration.
- Neoprene wrist with adjustment.
- Padded and reinforced palm.
- Leather palm construction for toughness.
- Suede at back thumb for lens wipe.
- Conductive leather at index.



Black [90], Charcoal Grey [07], Khaki [05]

X-TEAM LEATHER GLOVES
446356 • S, M, L, XL, 2XL, 3XL

- Rugged, proven leather construction in a warm insulated glove.
- Use for trail and deep snow riding.

Performance:



Waterproofness



Dexterity



Warmth

- Top hand: 200 g PrimaLoft® Gold.
- Palm: 133 g PrimaLoft® grip control.
- Waterproof, windproof and breathable glove insert.
- Naturally moisture-wicking and antimicrobial wool blend lining.
- Boxed fingertips to avoid air infiltration.
- Grip control technology for a better grip in palm.
- Touchscreen index finger.
- Visor wiper.



Black [90]

X-TEAM CREW GLOVES
446297 • S, M, L, XL, 2XL, 3XL

- Soft, durable, flexible and breathable gloves.
- Use for trail and deep snow riding.

Performance:



Waterproofness



Dexterity



Warmth

- 77% nylon, 23% polyurethane.
- Stretch wrist for easy in and out.



Black [90]

MOUNTAIN GLOVES
446364 • S, M, L, XL, 2XL, 3XL

- Thin glove with good dexterity.
- Use for trail and deep snow riding.

Performance:



Waterproofness



Dexterity



Warmth

- Shell: 55% leather, 40% nylon, 5% polyurethane.
- Inside adhesive technology for a better grip control.
- Mild-weather glove.
- Hipora' waterproof, windproof and breathable glove insert.
- Shaped fingers.
- Velcro adjustment for easy sleeve fit.
- Suede at back thumb for lens wipe.
- Conductive leather at index.
- 100 g PrimaLoft® Gold to top hand insulation.

UNISEX



Black [90]

ABSOLUTE 0 GLOVES

446317 • XS, S, M, L, XL, 2XL, 3XL

- Warmest glove in our lineup.
- Use on trails.

Performance:



Waterproofness



Dexterity



Warmth

- Top hand: 200 g PrimaLoft® Gold and goose down.
- Palm: 133 g PrimaLoft® grip control insulation.
- Waterproof, windproof and breathable glove insert.
- Naturally moisture-wicking and antimicrobial wool blend lining.
- Box fingertips to avoid air infiltration.
- Leather palm and fingers with grip reinforcement.
- Touchscreen index finger.
- Nose wipe on thumb.



Black [90]

ABSOLUTE 0 MITTS

446318 • XS, S, M, L, XL, 2XL

- Warmest mitts in our lineup.
- Use on trails.

Performance:



Waterproofness



Dexterity



Warmth

- Top hand: 200 g PrimaLoft® Gold and goose down.
- Palm: 133 g PrimaLoft® grip control insulation.
- Waterproof, windproof and breathable glove insert.
- Naturally moisture-wicking and antimicrobial wool blend lining.
- Leather palm and fingers with grip reinforcement.
- Touchscreen index finger.
- Nose wipe on thumb.

	Grip Gloves	BC Aspect Short Gloves	BC Aspect Long Gloves	Mountain Gloves			
DEEP SNOW							
Waterproof	●●●●●	●●●●●	●●●●●	●●●●●			
Dexterity	●●●●●	●●●●●	●●●●●	●●●●●			
Warmth	●●●●●	●●●●●	●●●●●	●●●●●			
Colors	Black	Black	Black	Black			
SKU	446323	446354	446352	446364			
	Absolute 0 Gloves	Absolute 0 Mitts	X-Team Nylon Gloves	X-Team Leather Gloves	Expedition Radiant Gloves	Expedition Gloves	X-Team Crew Gloves
TRAIL							
Waterproof	●●●●●	●●●●●	●●●●●	●●●●●	●●●●●	●●●●●	●●●●●
Dexterity	●●●●●	●●●●●	●●●●●	●●●●●	●●●●●	●●●●●	●●●●●
Warmth	●●●●●	●●●●●	●●●●●	●●●●●	●●●●●	●●●●●	●●●●●
Colors	Black	Black	Black, Bronze, Charcoal Grey	Black, Khaki, Charcoal Grey	Black	Army Green, Black	Black
SKU	446317	446318	446351	446356	446346	446337	446297

KIDS' COLLECTION

TEENS



Black (90), Deep Purple (42), Indigo Blue (82)

TEENS' PARTICLE JACKET

440952 • 7, 8, 10, 12, 14, 16

- Warm jacket with a racing look.
- Use on trails.

Performance:



Waterproofness



Breathability



Warmth

Key benefits:



Waterproof Zippers

Fully Seam Sealed

- Critical seams and logos sealed.
- Radiant Core technology to keep warm.
- Reflective details on back and sleeves for better visibility.
- Polar fleece at front body and top arms for added warmth.
- Growing sleeves system that allows an additional 2 inch length.
- 200 g of ThermoLoft® insulation.



Black (90), Indigo Blue (82)

TEENS' PARTICLE GLOVES

446344 • 6-8, 10-12, 14-16

- Extra warm gloves for teens.
- Use for trail and deep snow riding.

Performance:



Dexterity



Warmth

- Waterproof, windproof and breathable insert.
- 4-way stretch fleece cuff.
- Top hand: 240 g Thermal Loft.
- Palm: 100 g Thermal Loft insulation.



Black (90)

TEENS' X-TEAM HIGHPANTS

441605 • 7, 8, 10, 12, 14, 16

- Warm highpants with a racing look.
- Use on trails.

Performance:



Waterproofness



Breathability



Warmth

Key benefits:



Cuts Wind



Reinforced



Adjustable Length

- 100% waterproof, breathable and windproof.
- Reinforced fabric at knees and bottom of legs.
- RPM: critical seams and logos sealed.
- 200 g of ThermoLoft® insulation.



Black (90), Indigo Blue (82)

TEENS' PARTICLE MITTS

446343 • 6-8, 10-12, 14-16

- Extra warm mitts for teens.
- Use for trail and deep snow riding.

Performance:



Dexterity



Warmth

- Waterproof, windproof and breathable insert.
- Heat pack pocket built into inner mitt lining.
- Top hand: 240 g Thermal Loft.
- Palm: 140 g Thermal Loft insulation.

KIDS



Indigo Blue (82), Pink (36)

KIDS' MINIU JACKET

440953 • 3, 4, 5, 6

- Warm jacket with a racing look.
- Use on trails.

Performance:



Waterproofness



Breathability



Warmth

Key benefits:



Cuts Wind



Reflective



Adjustable Length

- Critical seams and logos sealed.
- Radiant Core technology to keep warm.
- Reflective details on back and sleeves for better visibility.
- Polar fleece at front body and top arms for added warmth.
- Growing sleeves system that allows an additional 2 inch length.
- 200 g of ThermoLoft® insulation.



Black (90)

KIDS' MINIU MITTS

446345 • 2, 4, 6

- Extra warm mitts for kids.
- Use for trail and deep snow riding.

Performance:



Dexterity



Warmth

- Waterproof, windproof and breathable insert.
- Side zipper for easy in and out.
- Top hand: 100 g Thermal Loft, 133 g PrimaLoft Gold.
- Palm: 100 g Thermal Loft insulation.

KIDS



Black [90]

KIDS' X-TEAM HIGHPANTS

441580 • 3, 4, 5, 6

- Warm highpants with a racing look.
- Use on trails.

Performance:



Waterproofness



Breathability



Warmth

Key benefits:



Cuts Wind



Reinforced



Adjustable Length

- 100% waterproof, breathable and windproof.
- 200 g ThermalLoft® insulation.
- Reinforced fabric at knees and bottom of legs.
- RPM: critical seams and logos sealed.
- Growing leg system that allows the pants to extend by 4 inches.



Black [90], Teal [74]

KIDS' ZIP-UP HOODIE

454857 • 3-4, 5-6

- Comfortable zip-up hoodie for kids.
- 80% cotton, 20% polyester.
- One side brushed fleece.
- Drawstring hood.
- Heat transferred Ski-Doo logo at left chest and Ski-Doo artwork at back.
- Split kangaroo pocket with Ski-Doo fold up label.



Dark Navy [16], Indigo Blue [82], Pink [36]

KIDS' POM-POM BEANIE

448737 • One size

- Pom-Pom beanie to keep warm in style.
- 100% acrylic.
- Knitted beanie with microfleece lining.
- Silicone logo patch.
- Ski-Doo fold up label at back.



Black [90], Dark Navy [16]

KIDS' NECK-WARMER

448728 • One size

- Neck-warmer for kids to protect against the cold.
- 92% PES, 8% EL.
- Micro polar fleece, spandex.
- Silicone logo patch.
- Ski-Doo fold up label at back.



Black [90], White [01]

KIDS' SKI-DOO T-SHIRT

454847 • 3-4, 5-6

- Short sleeve kids' T-shirt.
- 100% cotton.
- Printed logo at chest.
- Ski-Doo fold up label on bottom left side and heat transferred Ski-Doo logo at back neck.



Indigo Blue [82], Pink [36]

KIDS' THERMAL SOCKS

444252 • S/M, L/XL

- Active lightweight socks perfect to keep warm.
- Ventilation channels for maximal breathability.
- Reinforced toe and heel in Primaloft and wool.
- Elastic fabric for comfort.



Dark Navy [16], Indigo Blue [82]

KIDS' FULL ZIP FLEECE

454608 • 3-4, 5-6

- Heavyweight polar fleece for maximum warmth.
- 100% polyester microfleece.
- 2 handwarmer pockets.
- Ski-Doo patch print at chest.
- Elastic binding at hood, cuffs and hem.



Navy [89], Ivory [97]

KIDS' BASEBALL T-SHIRT

454852 • 3-4, 5-6

- ¾ sleeve kids' T-shirt.
- 100% cotton.
- Printed logo at chest.
- Ski-Doo fold up label on bottom left side and heat transferred Ski-Doo logo at back neck.

KIDS/TEENS

Black (90)

YOUTH ACTIVE BALACLAVA

454749 • S/M, L/XL

- Basic balaclava for warmth, dryness and comfort.
- 80% nylon, 20% spandex.
- Flatlocked seams to prevent skin chafing.
- Non-branded.

TEENS

Army Green (77), Dark Navy (16)

TEENS' PULLOVER FLEECE

454610 • 7-8, 10-12, 14-16

- Mid-weight polar fleece for additional warmth.
- 100% polyester.
- 2 handwarmer pockets.
- ¼ snaps for adjustment at collar.

SPORTSWEAR – PREMIUM

MEN'S



Black (90), Heather Grey (27), Navy (89)

MEN'S PREMIUM ZIP-UP HOODIE

454828 • S, M, L, XL, 2XL, 3XL

- Semi-fitted hooded sweatshirt with zip-up.
- 80% cotton, 20% polyester.
- One side brushed fleece.
- Drawstring hood.
- Rib at cuff and hem.
- 1 zipped pocket on left sleeve and 1 split kangaroo pocket.
- Small heat transferred Ski-Doo logo on chest and quote at bottom right pocket.
- 3D embossed silicone Ski-Doo patch on sleeve pocket.



Black (90), Charcoal Grey (07), Teal (74), Yellow (10)

MEN'S PREMIUM PULLOVER HOODIE

454836 • S, M, L, XL, 2XL, 3XL

- Comfortable Premium Pullover hoodie.
- 80% cotton, 20% polyester.
- One side brushed fleece.
- Drawstring hood.
- Handwarmer kangaroo pocket.
- Heat transferred Ski-Doo logo on right sleeve.
- Rib at cuff and hem.

WOMEN'S



Ivory (97), Wine (32)

WOMEN'S PREMIUM ZIP-UP HOODIE

454858 • XS, S, M, L, XL, 2XL

- Semi-fitted hooded sweatshirt with zip-up.
- 80% cotton, 20% polyester.
- One side brushed fleece.
- Drawstring hood.
- Rib at cuff and hem.
- 1 zipped pocket on left chest with 3D embossed silicone Ski-Doo patch and 1 split kangaroo pocket.



Charcoal Grey (07)

WOMEN'S PREMIUM PULLOVER HOODIE

454834 • XS, S, M, L, XL, 2XL

- Comfortable Premium Pullover hoodie.
- 80% cotton, 20% polyester.
- One side brushed fleece.
- Small heat transferred Ski-Doo logo on chest.
- Handwarmer kangaroo pocket.
- 3D embossed silicone Ski-Doo patch on bottom of kangaroo pocket.
- Rib at cuff and hem.



SPORTSWEAR – SIGNATURE

MEN'S



Black (90), Green (70)

MEN'S SIGNATURE PULLOVER HOODIE 454802 • S, M, L, XL, 2XL, 3XL

- Our iconic and comfortable Signature Pullover Hoodie.
- 80% cotton, 20% polyester.
- One side brushed fleece.
- Handwarmer kangaroo pocket.
- Ski-Doo print at chest.
- Rib at cuff and hem.



Black (90), Heather Grey (27), Hi-Vis Yellow (26)

MEN'S SIGNATURE PULLOVER HOODIE 288209 • S, M, L, XL, 2XL, 3XL

- Signature Pullover hoodie.
- One side brushed fleece.
- Handwarmer kangaroo pocket.
- Center front Ski-Doo logo.
- Rib at cuff and hem.



Black (90), Heather Grey (27), Navy (89), Wine (32)

MEN'S SIGNATURE CREW SWEATSHIRT 454849 • S, M, L, XL, 2XL, 3XL

- Signature sweatshirt with Ski-Doo logo.
- 80% cotton, 20% polyester.
- Outlined vertical Ski-Doo logo on right side.
- Relaxed fit.
- Dropped, set-in sleeves.
- Rib on collar, cuffs and hem.



Bronze (92), Navy (89), Smoke (57), Teal (74)

MEN'S SIGNATURE ZIP-UP HOODIE 454819 • S, M, L, XL, 2XL, 3XL

- Semi-fitted hooded sweatshirt with zip-up.
- 80% cotton, 20% polyester.
- Ski-Doo print at chest.
- Full zip.
- Dropped sleeves.
- Rib at cuffs and hem.
- Drawstring hood.
- Split kangaroo pocket.



Black (90), Charcoal Grey (07), Green (70), Heather Grey (27), Ivory (97), Navy (89), Yellow (10)

MEN'S SIGNATURE T-SHIRT 454867 • S, M, L, XL, 2XL, 3XL

- Our classic Signature Ski-Doo T-shirt.
- 100% cotton.
- Large Ski-Doo logo at front and small one at back neck.
- Crew neck.
- Ski-Doo fold up label on bottom left side.



Black (90), Smoke (57)

MEN'S SIGNATURE CREW SWEATSHIRT 288106 • S, M, L, XL, 2XL, 3XL

- Signature sweatshirt with Ski-Doo logo.
- Center-front logo.
- Relaxed fit.
- Dropped, set-in sleeves.
- Rib on collar, cuffs and hem.



Black (90), Yellow (10)

MEN'S SIGNATURE ZIP-UP HOODIE 288008 • S, M, L, XL, 2XL, 3XL

- Signature hooded zip-up sweatshirt.
- Ski-Doo print on right sleeve.
- Dropped sleeves.
- Rib on cuffs and hem.
- Drawstring hood.



Army Green (77), Black (90), Heather Grey (27), Wine (32)

MEN'S SIGNATURE T-SHIRT 288206 • S, M, L, XL, 2XL, 3XL

- Signature T-shirt for everyday wear.
- Ski-Doo logo at center front.



Black (90), Green (70), Heather Grey (27), Navy (89), Smoke (57)

MEN'S SIGNATURE SWEATPANTS 454820 • S, M, L, XL, 2XL, 3XL

- Signature Ski-Doo Sweatpants.
- 80% cotton, 20% polyester.
- Drawcord adjustment at waist.
- Ski-Doo logo on left leg.

WOMEN'S



Charcoal Grey (07), Heather Grey (27), Teal (74)

WOMEN'S SIGNATURE PULLOVER HOODIE
454804 • XS, S, M, L, XL, 2XL

- Our iconic and comfortable Signature pullover hoodie.
- 80% cotton, 20% polyester.
- One side brushed fleece.
- Handwarmer kangaroo pocket.
- Ski-Doo print at chest.
- Rib at cuff and hem.



Black (90), Heather Grey (27)

WOMEN'S SIGNATURE ZIP-UP HOODIE
288107 • XS, S, M, L, XL, 2XL

- Signature hooded zip-up sweatshirt.
- Ski-Doo print on right sleeve.
- Dropped sleeves.
- Rib on cuffs and hem.
- Drawstring hood.



Black (90), Green (70), Heather Grey (27), Ivory (97), Wine (32)

WOMEN'S SIGNATURE T-SHIRT
454859 • XS, S, M, L, XL, 2XL

- Our classic Signature Ski-Doo T-shirt.
- 100% cotton.
- Large Ski-Doo logo at front and small one at back neck.
- Crew neck.
- Ski-Doo fold up label on bottom left side.



Black (90), Pink (36)

WOMEN'S SIGNATURE PULLOVER HOODIE
288210 • XS, S, M, L, XL, 2XL

- Signature pullover hoodie.
- One side brushed fleece.
- Handwarmer kangaroo pocket.
- Center front Ski-Doo logo.
- Rib at cuff and hem.



Ivory (97), Navy (89)

WOMEN'S SIGNATURE CREW SWEATSHIRT
454801 • XS, S, M, L, XL, 2XL

- Signature sweatshirt with Ski-Doo logo.
- 80% cotton, 20% polyester.
- Outlined vertical Ski-Doo logo on right side.
- Relaxed fit.
- Dropped, set-in sleeves.
- Rib on collar, cuffs and hem.



Black (90), Smoke (57)

WOMEN'S SIGNATURE LEGGINGS
454872 • XS, S, M, L, XL, 2XL

- Warm and breathable base layer.
- Use for deep snow riding.
- 73% polyester, 27% spandex.
- Moisture wicking.
- Elastic waistband.
- Heat transferred reflective Ski-Doo logo at left back leg.



Black (90), Ivory (97), Wine (32)

WOMEN'S SIGNATURE ZIP-UP HOODIE
454850 • XS, S, M, L, XL, 2XL

- Semi-fitted hooded sweatshirt with zip-up.
- 80% cotton, 20% polyester.
- Ski-Doo print at chest.
- Full zip.
- Dropped sleeves.
- Rib at cuffs and hem.
- Drawstring hood.
- Split kangaroo pocket.



Black (90), Wine (32)

WOMEN'S SIGNATURE T-SHIRT
288205 • XS, S, M, L, XL

- Signature T-shirt for everyday wear.
- Ski-Doo logo at center front.



Ivory (97), Smoke (57), Wine (32)

WOMEN'S SIGNATURE SWEATPANTS
454800 • XS, S, M, L, XL, 2XL

- Signature Ski-Doo sweatpants.
- 80% cotton, 20% polyester.
- Drawcord adjustment at waist.
- Ski-Doo logo on left leg.

UNISEX



Green (70), Ivory (97), Wine (32)

SKI-DOO SIGNATURE CAP
454878 • One size

- Classic signature cap with Ski-Doo embroidery.
- Perfect to wear every day.
- Ski-Doo embroidery at front.
- Plastic adjustment at back.
- Ski-Doo fold up label at back.



Black (90), Charcoal Grey (07), Pink (36), Yellow (10)

SKI-DOO SIGNATURE CAP
288098 • One size

- Classic signature cap with Ski-Doo embroidery.
- Perfect to wear every day.

SPORTSWEAR

MEN'S



Black [90], Charcoal Grey [07]

MEN'S GARAGE MULTI-PANTS 454614 • S, M, L, XL, 2XL, 3XL

- Comfortable working pants.
- 65% polyester, 35% cotton.
- Adjustable and integrated waistband.
- Zippers at side legs.
- Adjustment system at ankle.
- Bottom leg insert with anti-tearing coating.
- Adjustable Velcro tab at waistband.



Black [90], Green [70], Orange [12], Wine [32]

MEN'S PUFFER WELDED JACKET 454829 • S, M, L, XL, 2XL, 3XL

- Mid layer welded jacket perfect to wear under a shell.
- Use every day and for deep snow riding.
- 100% polyester.
- Insulation: 90% duck down, 10% feather.
- Chest pocket with Ski-Doo branded zipper pull.
- Reflective Ski-Doo logo at left chest.
- Fleece lined pockets.
- Heat transferred Ski-Doo logo on inner front flap.



Black [90], Bronze [92], Green [70]

MEN'S SOFTSHELL JACKET 2.0 454830 • S, M, L, XL, 2XL, 3XL

- Windproof lightweight softshell with a water resistant membrane.
- Use every day.
- 97% polyester, 3% spandex
- Breathable wicking technology.
- Backed by microfleece for a soft feel.
- Adjustable hood.
- Chest pocket with Ski-Doo branded zipper pull.
- Reflective Ski-Doo logo at left chest.



Charcoal Grey [07], Denim Blue [79], Army Green [77]

MEN'S CONVERTIBLE MID-LAYER FLEECE 454808 • S, M, L, XL, 2XL, 3XL

- Semi-fitted zipped sweatshirt.
- Use every day and as a mid layer on trails.
- 100% polyester with antimicrobial.
- Heavyweight fleece for maximum warmth.
- Removable sleeves with color marker for each side.
- Reflective heat transferred Ski-Doo logo at left chest.
- 2 hand pockets.



Black [90], Bronze [92], Grey [09]

MEN'S HYBRID ZIP-UP TECH FLEECE 454817 • S, M, L, XL, 2XL, 3XL

- Technical fleece for warmth and mobility.
- Use every day and as a mid layer on trails.
- 95% polyester, 5% spandex.
- Adjustable hood.
- 2 hand pockets with Ski-Doo branded zipper pulls.
- Reflective Ski-Doo logo at left chest and back.



Charcoal Grey [07], Ivory [97]

MEN'S TEDDY FLEECE JACKET 454838 • S, M, L, XL, 2XL, 3XL

- New sherpa fleece made to keep you warm and cozy in style.
- 100% polyester.
- Mid weight polar fleece for additional warmth.
- Full zip jacket.
- 1 zipped chest pocket.
- Reflective Ski-Doo logo at chest and back neck.
- 2 hand pockets.

MEN'S



Black [90], Green [70]

MEN'S PLAID FLANNEL SHIRT

454803 • S, M, L, XL, 2XL, 3XL

- Comfortable plaid flannel shirt.
- 100% cotton.
- 4-hole plastic Ski-Doo engraved button.
- Chest pocket with small Ski-Doo patch.
- Ski-Doo embroidery at back.



Bronze [92], Green [70]

MEN'S PLAID OVERSHIRT

454806 • S, M, L, XL, 2XL, 3XL

- Warm and rigid plaid overshirt.
- 100% cotton.
- Entirely fleece lined for additional warmth.
- Front opening with Ski-Doo branded press buttons.
- 2 chest pockets with small Ski-Doo patch on left one.
- Ski-Doo embroidery at back.



Heather Charcoal [29], Navy [89]

MEN'S SOLID FLANNEL SHIRT

454835 • S, M, L, XL, 2XL, 3XL

- Comfortable solid flannel shirt.
- 100% cotton.
- 4-hole plastic Ski-Doo engraved button.
- 2 chest pockets with small Ski-Doo patch on left one.
- Ski-Doo embroidery at back.



Camo [37], Wine [32]

MEN'S SNAP-UP POLAR FLEECE OVERSHIRT

454839 • S, M, L, XL, 2XL, 3XL

- New polar fleece overshirt.
- Made for everyday wear.
- 100% polyester.
- Front opening with embossed Ski-Doo snaps.
- Soft polar fleece.
- 4 way stretch contrast fabric on lower back, chest pocket and cuff.
- 1 zipped chest pocket.
- Two hand pockets
- 3D embossed silicone Ski-Doo patch on chest pocket.



Denim Blue [79], Charcoal Grey [07], Ivory [97]

MEN'S WAFFLE KNIT THERMAL LONG SLEEVE HENLEY

454827 • S, M, L, XL, 2XL

- Casual fit waffle knit long sleeve T-shirt.
- 60% cotton, 40% polyester.
- Ski-Doo patch on left chest.
- Small Ski-Doo logo at back neck.
- Ski-Doo fold up label on bottom left side.



Navy [89], Charcoal Grey [07]

MEN'S PERFORMANCE LONG SLEEVES 454831 • S, M, L, XL, 2XL, 3XL

- Durable long sleeve Performance T-shirt.
- 92% polyester, 8% spandex.
- Relaxed fit.
- Raglan sleeve.
- Moisture-wicking, to stay dry and comfortable.
- Naturally anti-odor.
- Antimicrobial.
- UV protection (UPF 30).
- Thumb hole at sleeves.
- Heat transferred reflective Ski-Doo logo at bottom left side.



Navy [89], Teal [74], Wine [32]

MEN'S SKI-DOO MOUNTAINS T-SHIRT 454840 • S, M, L, XL, 2XL, 3XL

- Casual T-shirt for everyday wear.
- 100% cotton.
- Ski-Doo logo at front.
- Ski-Doo artwork at back.
- Ski-Doo fold up label on bottom left side.



Army Green [77], Black [90]

NEW MEN'S SKI-DOO MATRIX T-SHIRT 288069 • S, M, L, XL, 2XL, 3XL

- Casual graphic T-shirt for everyday wear.
- Artwork at upper back.
- Small Ski-Doo logo at bottom hem.



Charcoal Grey [07]

MEN'S SKI-DOO PIT SHIRT 454576 • S, M, L, XL, 2XL, 3XL

- Ski-Doo Pit Shirt perfect to wear when working around your snowmobile.
- 65% polyester, 32% cotton, 3% spandex.
- Chest pocket.
- Back pleats for ease of movement.
- Back loop to hang shirt.
- Ski-Doo logo on left chest.
- Sponsor logos on right chest.



Black [90], Green [70], Heather Grey [27]

MEN'S SKI-DOO VINTAGE T-SHIRT 454826 • S, M, L, XL, 2XL, 3XL

- Casual T-shirt for everyday wear.
- 100% cotton.
- Ski-Doo artwork centered at front.
- Ski-Doo fold up label on bottom left side.



Black [90], Charcoal Grey [07]

MEN'S HIGH-DENSITY GRAPHIC T-SHIRT 288070 • S, M, L, XL, 2XL, 3XL

- Casual graphic T-shirt for everyday wear.
- Ski-Doo artwork at center front.



Black [90], Charcoal Grey [07], Grey [09]

MEN'S SKI-DOO TECH POLO 454582 • S, M, L, XL, 2XL, 3XL

- Short sleeve tech polo.
- 95% polyester, 5% spandex.
- Quick-dry and moisture-wicking.
- 4-hole plastic embossed button.
- Ski-Doo silver print logo at back.
- Ski-Doo label at chest.



Black [90], Ivory [97]

MEN'S SKI-DOO VECTOR T-SHIRT 454825 • S, M, L, XL, 2XL, 3XL

- Casual T-shirt for everyday wear.
- 100% cotton.
- Small Ski-Doo logo at front.
- Ski-Doo artwork at back.
- Ski-Doo fold up label on bottom left side.



Black [90], Heather Grey [27]

MEN'S SKI-DOO VINTAGE T-SHIRT 288204 • S, M, L, XL, 2XL, 3XL

- Casual T-shirt with vintage Ski-Doo logo.
- Ski-Doo graphic at center front.

WOMEN'S



Ivory (97), Pink (36)

WOMEN'S SHERPA FLEECE
288207 • XS, S, M, L, XL, 2XL

- Casual sherpa fleece to keep you warm and cozy in style.
- Printed Ski-Doo logo at chest.
- 1 chest pocket and 2 hand pockets.
- Elastic binding at cuffs and hem.



Ivory (97)

WOMEN'S TEDDY FLEECE JACKET
454842 • XS, S, M, L, XL, 2XL

- New sherpa fleece made to keep you warm and cozy in style.
- 100% polyester.
- Mid weight polar fleece for additional warmth.
- Full zip jacket.
- 1 zipped chest pocket.
- Reflective Ski-Doo logo at chest and back neck.
- 2 hand pockets.



Black (90), Heather Grey (27)

NEW WOMEN'S SKI-DOO VINTAGE T-SHIRT
288015 • XS, S, M, L, XL, 2XL

- Casual T-shirt with vintage Ski-Doo logo.
- Ski-Doo graphic at center front.



Black (90), Purple (40), Teal (74)

WOMEN'S WELDED PUFFER JACKET
454793 • XS, S, M, L, XL, 2XL

- Mid layer welded jacket perfect to wear under a shell.
- Use every day and for deep snow riding.
- 100% polyester.
- Insulation: 90% duck down, 10% feather.
- Chest pocket with Ski-Doo branded zipper pull.
- Reflective Ski-Doo logo at left chest.
- Fleece lined pockets.
- Heat transferred Ski-Doo logo on inner front flap.



Green (70), Ivory (97)

WOMEN'S LIFESTYLE SKI-DOO PLAID OVERSHIRT
454805 • XS, S, M, L, XL, 2XL

- Warm and soft plaid overshirt.
- 100% cotton
- 4-hole plastic Ski-Doo engraved button.
- Fleece lined hand pockets.
- Ski-Doo embroidery at back.



Black (90), Heather Grey (27)

WOMEN'S SKI-DOO VINTAGE CREW SWEATSHIRT
288051 • XS, S, M, L, XL, 2XL

- Signature sweatshirt with vintage Ski-Doo logo.
- Center front logo.
- Relaxed fit.
- Dropped, set-in sleeves.
- Rib on collar, cuffs and hem.



Grey (09), Purple (40)

WOMEN'S HYBRID ZIP-UP TECH FLEECE
454818 • XS, S, M, L, XL, 2XL

- Technical fleece for warmth and mobility.
- Use every day and as a mid layer on trails.
- 95% polyester, 5% spandex.
- Adjustable hood.
- 2 hand pockets with Ski-Doo branded zipper pulls.
- Reflective Ski-Doo logo at left chest and back.



Black (90), Camo (37)

WOMEN'S SNAP-UP POLAR FLEECE OVERSHIRT
454824 • XS, S, M, L, XL, 2XL

- New polar fleece overshirt.
- Made for everyday wear.
- 100% polyester.
- Front opening with embossed Ski-Doo snaps.
- Soft polar fleece.
- 4 way stretch contrast fabric on lower back, chest pocket and cuff.
- 1 zipped chest pocket.
- Two hand pockets
- Small Ski-Doo patch on left sleeve.
- Ski-Doo embroidery at back.



Black (90)

NEW WOMEN'S HIGH-DENSITY LONG SLEEVE
454987 • XS, S, M, L, XL

- Casual long sleeve T-shirt with artwork.
- Ski-Doo artwork at center front.

WOMEN'S



Purple [40], Teal [74]

WOMEN'S PULLOVER FLEECE 1/4 SNAP

454810 • XS, S, M, L, XL, 2XL

- Soft plush fleece made to keep you warm and cozy in style.
- Quilted contrast fabric at top.
- 1/4 snaps for adjustment at collar.
- Ski-Doo embroidery at left chest and back.
- Handwarmer kangaroo pocket.



Ivory [97], Purple [40]

WOMEN'S PERFORMANCE LS

454862 • XS, S, M, L, XL, 2XL

- Durable long sleeve performance T-shirt.
- 92% polyester, 8% spandex.
- Relaxed fit.
- Raglan sleeve.
- Moisture-wicking, to stay dry and comfortable.
- Naturally anti-odor.
- Antimicrobial.
- UV protection.
- Thumb hole at sleeves.
- Reflective details on sleeves.
- Heat transferred reflective Ski-Doo logo at bottom left side.



Heather Grey [27], Indigo Blue [82], Ivory [97]

WOMEN'S SKI-DOO PRINTED T-SHIRT

454853 • XS, S, M, L, XL, 2XL

- Crew neck short sleeve T-shirt.
- 100% cotton.
- Small Ski-Doo logo at chest.
- Ski-Doo artwork at back.
- Ski-Doo fold up label on bottom left side.

UNISEX



Charcoal Grey [07], Yellow [10]

VERTICAL SKI-DOO CURVED CAP

288212 • One size

- Fashion curved cap.
- Perfect to wear every day.
- Vertical Ski-Doo embroidery at front.
- Curved brim.
- Plastic adjustment at back.
- Ski-Doo fold up label at back.



Black [90], Charcoal Grey [07]

VINTAGE FLAT CAP

288211 • One size

- Fitted cap with vintage Ski-Doo embroidery at front.
- Perfect to wear every day.
- Flat brim.
- Inner elastic band ensuring comfort and stability.
- Small Ski-Doo embroidery at back.

KIDS/TEENS



Blue Teal [19], Red [30]

YOUTH X-TEAM EDITION JERSEY

454973 • 3-4, 5-6, 7-8, 10-12, 14-16

- Semi-fitted V-neck junior jersey.
- X-Team graphic.
- 100% polyester.
- Quick-dry fabric.
- Antibacterial, moisture-wicking fabric.
- Sublimated print.
- Rib at collar and cuffs.
- Underarm gusset for ease of movement.
- Jersey longer at the back to easily enter it in riding pants.

HEADWEAR AND NECKWEAR

UNISEX



Black (90)

ULTIMATE TRAIL BALACLAVA

447736 • S/M, L/XL

- Ultimate balaclava that provides warmth, breathability and windproofness.
- Perfect when used with the Oxygen, Exome and Pyra helmets.
- 60% polyester, 30% nylon, 10% spandex.
- Waterproof, windproof and breathable fabric at neck.
- Moisture-wicking fabric.
- Elastic channel at sides for contoured fit.



Black (90), Orange (12), Brick Red (33)

X-TEAM EDITION ACTIVE BALACLAVA

454823 • One size

- Warm and breathable balaclava.
- Use for deep snow riding.
- X-Team flavor.
- 91% polyester, 9% spandex.
- Stretch, antibacterial fabric with brushed inner surface.
- Moisture-wicking anti-odor treatment.
- Flatlocked seams prevent skin chafing.



Black (90), Brick Red (33), Dark Navy (16), Green (70), Grey (09), Heather Charcoal (29), Ice (38), Indigo Blue (82)

REVERSIBLE SKI-DOO BEANIE

448736 • One size

- 2-in-1 reversible beanie.
- 95% acrylic, 4% nylon, 1% spandex.
- Knit-in logos.



Black (90)

PYRA BALACLAVA

448735 • One size

- Balaclava with a neoprene face guard for effective moisture exchange to promote breathing in extreme cold.
- Perfect when used with Pyra helmet.
- 65% nylon, 20% polyester, 10% spandex, 5% synthetic.
- Stretch, quick-dry fabric with brushed inner surface.
- Flatlocked seams prevent skin chafing.
- Perfect to use with open face helmets.
- Centered heat transfer Pyra logo.



Indigo Blue (82), Amber (95), Black (90)

ACTIVE RIDING TUBE

454837 • One size

- Multi-purpose tube to keep warm.
- Use for trail and deep snow riding.
- 88% polyester, 12% spandex.
- Stretchy and comfortable fabric.
- 12 different configurations: bandana, headband, balaclava and more.



Black (90), Bronze (92), Charcoal Grey (07), Teal (74), Wine (32)

LANDING BEANIE

454698 • One size

- Warm lifestyle hat.
- 95% acrylic, 4% nylon, 1% spandex.
- Ski-Doo patch centered at front.
- Foldover cuff.



Black (90)

COMBO BALACLAVA

448743 • One size

- Warm and breathable balaclava that protects head and neck.
- Use for deep snow riding.
- 100% polyester.
- 2-piece construction that allows a better fit.
- Top piece allows better breathability.
- Bottom piece allows good protection against the cold.
- Stretch, antibacterial warming fleece fabric with brushed inner surface.
- Flatlocked seams prevent skin chafing.
- Ski-Doo screen print.



Black (90)

NECK GAITOR

447841 • One size

- Neck gaitor to protect against the cold.
- 100% polyester.
- Spandex binding and elastic at back for a better fit.
- Anti-pilling fleece.

UNISEX



Black [90], Green [70], Ivory [97], Orange [12]

SHORT ROLL KNIT BEANIE

454812 • One size

- Minimalist beanie to keep warm in style.
- 100% acrylic.
- Short roll beanie.
- Foldover cuff.
- Ski-Doo fold up label at front.



Black [90], Green [70], Purple [40]

CHUNKY BEANIE

454832 • One size

- Chunky knit beanie for everyday wear.
- 100% acrylic.
- Ski-Doo patch sewn at front.



Ice [38], Orange [12], Yellow [10]

POM-POM HAT

454816 • One size

- Lifestyle hat with pom-pom to keep warm in style.
- 100% acrylic.
- Knitted hat with microfleece lining.
- Ski-Doo fold up label at back.



Charcoal Grey [07], Navy [89]

INSULATED EARFLAP CAP

454822 • One size

- Perfect mix between a hat and a cap for protection from the sun while keeping warm.
- Ideal to wear during cold days.
- Corduroy fabric and microfleece lining.
- Flex fit at back.
- Foldable insulated earflap with adjustment cord.
- Ski-Doo patch centered at front.



Burgundy [35], Navy [89]

QUILTED TRAPPER HAT

454856 • S/M, L/XL

- Perfect mix between a hat and a cap for protection from the sun while keeping warm.
- 100% polyester.
- Quilted fabric and microfleece lining.
- Foldable insulated earflap with snap button.
- Inner sweat-band.
- Inner Ski-Doo logo visible at back when folded.



Green [70], Wine [32]

FASHION COLORBLOCKED 5 PANEL CAP

454795 • One size

- New stylish 5 panel cap.
- Perfect to wear every day.
- 100% polyester.
- Heathered felt material.
- Adjustments at back.



Grey [09]

FLAT BRIM CAP

454798 • One size

- Fitted cap with vintage Ski-Doo embroidery at front.
- Perfect to wear every day.
- Flat brim.
- Elastic band ensuring comfort and stability.
- Small Ski-Doo embroidery at back.



Black [90], Navy [89]

FLEX FIT CAP

454796 • S/M, L/XL, 2XL

- New Flex Fit Cap.
- Perfect to wear every day.
- Ski-Doo patch centered at front.
- Curved brim.
- Adjustments at back.
- Small Ski-Doo embroidery at back.



Bronze [92], Yellow [10]

CURVED CAP

454807 • One size

- Fashion curved cap.
- Perfect to wear every day.
- Vertical Ski-Doo embroidery at front.
- Curved brim.
- Plastic adjustment at back.
- Ski-Doo fold up label at back.

UNISEX



Green [70], Smoke [57], Ivory [97]

DAD CAP

454815 • One size

- Dad cap with Ski-Doo embroidery at front.
- Perfect to wear every day.
- Ski-Doo embroidery at front and quote at back.
- Adjustment at back.

MEN'S



Black [90]

ACTIVE BALACLAVA SOLID

448729 • One size

- Balaclava that provides warmth and breathability.
- Use on trails.
- 91% polyester, 9% spandex.
- Stretch, antibacterial fabric with brushed inner surface.
- Moisture-wicking anti-odor treatment.
- Flatlocked seams prevent skin chafing.
- Non-branded.



Black [90], Bronze [92]

EXPLORER HAT

454821 • S/M, L/XL

- Insulated hat for optimized warmth.
- 90% polyester, 10% wool.
- Lined with sherpa.
- Ski-Doo fold up label at back.
- Adjustable clip attachment.

WOMEN'S



Brick Red [33], Ice [38], Purple [40]

WOMEN'S POM-POM BEANIE

454814 • One size

- Pom-Pom beanie to keep warm in style.
- 100% acrylic.
- Micro-fleece lining.
- Pom-pom.



SIZING CHART

HOW TO MEASURE

- For best results, have someone else take your measurements.
- Measure body in underwear.
- Tape must be snug but not tight.
- If measurements fall between two sizes, order the larger size.

HEIGHT: Without shoes, standing with heels and back against a wall.

HEAD/HELMET: Around your head, from the center of the forehead, above the ears and over the natural bump at the back of the head.

ARM LENGTH: Let the hands hang down on the side in a slightly bent position. Measure from the center of the back of your neck, along the length of your arm, to the wrist.

CHEST/BUST: Measure under your arms, around the fullest part of your chest.

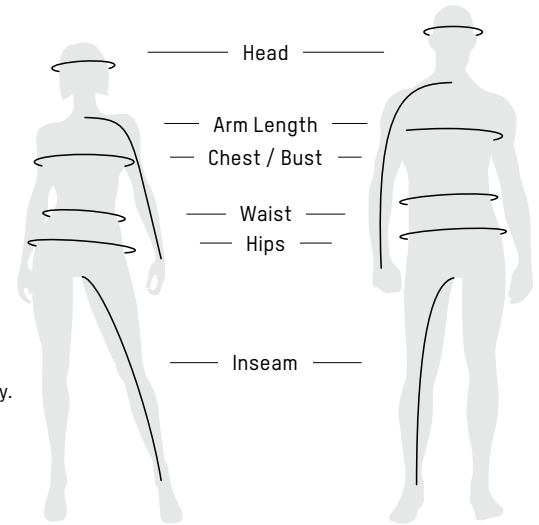
WAIST: Measure around your natural waistline, keeping one finger between the tape and body.

HIPS: Across the fullest part of the seat.

INSEAM: Without shoes, from crotch to the floor.

GLOVES: Measure palm width.

BOOTS: Foot length from heel to toe.



// WHAT CODE REPRESENTS YOUR SIZE?

1. Find your size.
2. The corresponding code is **THE CODE** you use to complete the part number on your order.
Example: 440227__90
 Size: M = Code "06", therefore 4402270690

SIZE	CODE	SIZE	CODE	SIZE	CODE	SIZE	CODE	SIZE	CODE	SIZE	CODE	SIZE	CODE
One Size	00	L	09	3XL	17	5	24	13	33	10-12	49		
XS	02	LT	10	4XL	18	6	25	14	34	14-16	50		
SS	03	XLS	11	4XL	19	7	27	16	35	S/M	72		
S	04	XL	12	5XL	88	8	28	18	78	M/L	91		
MS	05	XLT	13	1	20	9	29	3-4	79	L/XL	73		
M	06	2XL	14	2	21	10	30	5-6	52				
MT	07	2XLT	15	3	22	11	31	6-8	48				
LS	08	3XL	16	4	23	12	32	7-8	54				

OUTER, MID & BASE LAYERS + SPORTSWEAR

	MEN'S - REGULAR 5'7" - 6'0"										TALL 6'1" - 6'4"						SHORT 5'6" AND BELOW			
	XS	S	M	L	XL	2XL	3XL	4XL	5XL		MT	LT	XLT	2XLT	3XLT	4XLT	SS	MS	LS	XLS
Chest	32-34	35-37	38-40	42-44	46-48	50-52	54-56	58-60	62-64		38-40	42-44	46-48	50-52	54-56	58-60	35-38	38-41	41-45	45-49
Waist	26-28	29-31	32-34	36-38	40-42	44-46	48-50	52-54	56-58		32-34	36-38	40-42	44-46	48-50	52-54	29-32	32-35	35-39	39-43
Hips (Seat)	32-34	35-37	38-40	42-44	46-48	50-52	54-56	58-60	62-64		38-40	42-44	46-48	50-52	54-56	58-60	35-38	38-41	41-45	45-49
Arm Length	30	31	32	33	34	35	35	36	36		33½	34½	35½	36½	36½	37½	29½	30½	31½	32½
Inseam	31	31½	32	32	32	32	32	32	32		34	34	34	34	34	34	29½	30	30	30

	WOMEN'S - REGULAR 5'3" - 5'8"							TALL 5'9" - 6'0"			PLUS SIZE				SHORT 5'2" AND BELOW			
	XS	S	M	L	XL	2XL	3XL	MT	LT	XLT	X	1X	2X	3X	SS	MS	LS	XLS
Chest	33-35	35-37	37-39	40-42	44-46	48-50	52-56	37-39	40-42	44-46	43-46	46-49	50-53	54-57	35-37	37-40	40-43	43-47
Waist	27-29	29-31	31-33	34-36	38-40	42-44	46-50	31-33	34-36	38-40	37-40	40-43	44-47	48-51	29-31	31-34	34-37	37-42
Hips (Seat)	36-38	38-40	40-42	43-45	47-49	51-53	55-59	40-42	43-45	47-49	45-48	48-51	52-55	56-59	38-40	40-43	43-46	46-50
Arm Length	29	30	30	31	31	32	32	32	32½	33	31	31	32	32	28½	28½	29½	29½
Inseam	30	30	30	30	30	30	30	32	32	32	30	30	31	31	28	28	28	28

	JUNIOR													
	2	3	4	5	6	7	8	10	12	14	16	18		
Height	2'11"	3'2"	3'5"	3'8"	3'11"	4'2"	4'5"	4'8"	4'11"	5'2"	5'5"	5'8"		
Chest	21	22	23	24	25	26	27	28½	30	31½	33	35		
Waist	20	20½	21	21½	22	22½	23	24	25	26	27	29½		
Hips (Seat)	21	22	23	24	25	26	27	28½	30	31½	33	36½		
Arm Length	15½	17	18½	20	21½	23	24½	28½	30	31½	33	33½		
Inseam	13½	15½	17½	19½	21	22½	24½	26½	28	29½	31	31½		

BOOTS

	MEN'S / UNISEX										WOMEN'S				
	5	6	7	8	9	10	11	12	13		6	7	8	9	10
EU-Unisex Shoe Size	37	38	39.5	41	42	43	44.5	46	47		35.5	37	38	39.5	41
Foot (in.)	9	9½	9½	10	10½	10½	11	11½	11½		8½	9	9½	9½	10
Foot (cm)	23	24	24.5	25.5	26.5	27	28	29	29.5		22	23	24	24.5	25.5

GLOVES & MITTS

	MEN'S							WOMEN'S					KIDS'			
	XS	S	M	L	XL	2XL	3XL	XS	S	M	L	XL	2XL	2	4	6
Palm (in.)	3	3¼	3½	4	4½	5	5½	2½	2¾	3	3½	4	4½			
Palm (cm)	7.5	8	9	10	11.5	13	14	6	7	8	9	10	11.5			
Hand circumference (in.)														4½-5	5-5½	5½-5¾
Hand length (in.)														4-4½	4½-4¾	4¾-5

HELMETS

	MEN'S & WOMEN'S						
	XS	S	M	L	XL	2XL	3XL
Head (in.)	20½-21½	21½-22	22½-22¾	23½-23¾	24-24¾	24¾-25½	25½-25¾
Head (cm)	53-54	55-56	57-58	59-60	61-62	63-64	65-66

SOCKS

	MEN'S			KIDS'	
	S	M	L	S/M	L/XL
Men's	—	6-9½	10-13		
Women's	4-8	8½-12	—		





BRP REIMAGINES THE WAY YOU ACCESS YOUR WORLD

Ski-Doo is one of many success stories from BRP, the global company behind some of the most daringly innovative products and experiences that move you. Because it's not about the destination, it's about the journey — yours.

Discover our brands:

ski-doo ***LYNX*** ***SEA-DOO*** ***can-am*** ***ROTAX*** ***ALUMACraft*** ***MANITOU*** ***QUINTREX***

www.brp.com





// SKI-DOO.COM

A BRP BRAND 