



2023 BROCHURE

LYNX





WE ARE LYNX. ARE YOU?



EVERYONE'S WELCOME BUT NOT EVERYONE HAS WHAT IT TAKES.

WE BUILD SLEDS THAT TAKE YOU FURTHER, LET YOU RIDE DEEPER,
ROUGHER AND WILDER. TOGETHER.

WE THINK YOU DESERVE A SLED THAT YOU CAN GIVE ALL YOU WANT TO.
TAKE ON ANYTHING WITH.

IF YOU'RE UP FOR IT.

MEET OUR AMBASSADORS [BRPLYNX.COM](https://brplynx.com)



CAN YOU HANDLE THE DEEP?

THE NEW SHREDDER
DEEP SNOW SNOWMOBILES



Unrivalled agility. Astounding deep snow performance. Industry leading power. It is time to turn the next page. It is time to welcome the Shredder.



LEGENDS RIDE FOREVER

THE COMMANDER GLX 5900
- SPRING ONLY MODEL



Introducing the Commander GLX 5900 Limited 40th Anniversary Edition - available this spring only.



THE WAIT IS OVER

RAVE 120 & 200 JUNIOR
SNOWMOBILES



Make way for the next generation of heroes. Introducing Rave 120 and Rave 200 snowmobiles.



THE KING OF VARIED TERRAIN

THE 49 RANGER PRO SNOWMOBILE

The renewed 49 Ranger PRO utility snowmobile is a true specialist for demanding snow conditions and varied terrain.



DEEP SNOW



SHREDDER RE

850 E-TEC/850 E-TEC Turbo

Key features:

- Radien² platform with short tunnel and short snow flap
- PPS² DS+ -3700 -3900 rear suspension
- LFS front suspension with 921 mm ski stance
- 381 x 3 705 x 64 mm/381 x 3 912 x 64 mm PowderMax track
- KYB 36 CR Kashima, KYB 46 and KYB 46 HLCR Kashima shocks
- LED headlights, SHOT starter, adjustable brake lever

Options:

- 76mm PowderMax3 LgtLarge track (only on 3900)
- 10.25" Color Display with BRP Connect



SHREDDER DS

600R E-TEC/850 E-TEC/850 E-TEC Turbo

Key features:

- Radien² platform with short tunnel and short snow flap
- PPS² DS+ -3900 -4100 rear suspension
- LFS front suspension with 921 mm ski stance
- 381 x 3 912 x 76 mm/381 x 4178 x 76 mm PowderMax3 LgtLarge track
- KYB 36 Kashima shocks
- LED headlights, SHOT starter, adjustable brake lever

Options:

- 64mm PowderMax Light track
- 10.25" Color Display with BRP Connect
- DS 4100 only available in spring

SHREDDER



SCAN AND GET MORE INFO!



SHREDDER

600R E-TEC

Key features:

- Radien DS platform with short tunnel and rear axle snow guard
- PPS² DS+ -3900 rear suspension
- LFS front suspension with 921 mm ski stance
- 400 x 3912 x 64 mm PowderMax Light track
- HPG 36 shocks

Options:

- Electric Start



**NEED HELP CHOOSING
THE MOST SUITABLE
MODEL FOR YOUR NEEDS?
LET US HELP YOU CHOOSE:**



CROSSOVER



XTERRAIN BRUTAL

850 ETEC

Key features:

- EasyRide rear suspension
- KYB 36 and KYB 46 Kashima shocks
- LFS front suspension with 996 mm ski stance
- 500 x 3923 x 60 mm PowderMax track
- Blade DS+ skis, air radiator with fan, 7.2-in. wide digital display

Options:

- 7.8-in. large panoramic display & black coloration



XTERRAIN RE

850 E-TEC/900 ACE Turbo R

Key features:

- PPS³ -3700 rear suspension
- LFS+ front suspension with 1097 mm ski stance
- KYB 46 HLCR Kashima shocks
- 406 x 3 705 x 51 mm PowderMax track
- Blade XC+ skis, 7.2-in. wide digital display

Options:

- 850 E-TEC: 406 x 3 705 x 64 mm PowderMax track II & Blade DS+ skis, 996mm ski stance
- 900 ACE Turbo R: 406 x 3 705 x 41 Ice Cobra studded & 7.8-in. large panoramic display

XTERRAIN



SCAN AND GET
MORE INFO!



XTERRAIN PRO

600R E-TEC/850 E-TEC

Key features:

- PPS² DS+ -3900 rear suspension
- LFS front suspension with 921 mm ski stance
- HPG 36 shocks
- 400 x 3 912 x 64 mm PowderMax track
- Blade DS+ skis, 7.2-in. wide digital display, air radiator with fan



XTERRAIN

600 EFI/600R E-TEC

Key features:

- PPS² DS+ -3700 -3900 rear suspension
- LFS front suspension with 996 mm ski stance
- HPG 36 shocks
- 406 x 3 705 x 51 mm/406 x 3 923 x 51 mm PowderMax track
- Blade DS+ skis

SPORT



RAVE RE

600R E-TEC/850 E-TEC

Key features:

- PPS³ -3500 rear suspension
- LFS+ front suspension with 1097 mm ski stance
- KYB 46 HLRCR Kashima shocks
- 381 x 3 487 x 41 mm Cobra track
- Blade XC+ skis

Options:

- 381 x 3 487 x 38 mm studded track & Electric Start



RAVE ENDURO

600R E-TEC

Key features:

- PPS³ -3300 rear suspension
- LFS+ front suspension with 1097 mm ski stance
- KYB 46 HLRCR Kashima shocks
- 381 x 3 269 x 41 mm Cobra track
- Blade XC+ skis, RS brake and aluminum throttle lever holder, Racing type frame reinforcements, slip-gear readiness

RAVE



SCAN AND GET
MORE INFO!



RAVE 200

200

Key features:

- 254 x 2360 x 25 mm Cobra Track
- Slide rail rear suspension
- A-Arm front suspension with adjustable 775 mm ski stance
- Handwarmers with Comfort Grips
- Electric Start



RAVE 120

120

Key features:

- 254 x 1700 x 19 mm Cobra Track
- Slide rail rear suspension
- A-Arm front suspension with adjustable 775 mm ski stance
- Handwarmers with Comfort Grips
- Safety Flag & Tether Switch

CROSSOVER



ADVENTURE SC

900 ACE/900 ACE Turbo

Key features:

- PPS³ -3700 rear suspension
- KYB 36 and KYB 46 Kashima shocks
- LFS front suspension with 996 mm ski stance
- 406 x 3705 x 41 mm Cobra track
- 7.2-in. wide digital display, air radiator with fan



ADVENTURE

600 ACE

Key features:

- PPS³ -3700 rear suspension
- HPG 36 shocks
- LFS front suspension with 996 mm ski stance
- 406 x 3705 x 41 mm Cobra track
- Blade DS+ skis

ADVENTURE



SCAN AND GET
MORE INFO!



ADVENTURE LX

600 ACE

Key features:

- PPS³ -3500 rear suspension
- HPG 36 shocks
- LFS front suspension with 1080 mm ski stance
- 381 x 3489 x 34 mm Cobra track
- Air radiator with fan, Learning Key



**NEED HELP CHOOSING
THE MOST SUITABLE
MODEL FOR YOUR NEEDS?
LET US HELP YOU CHOOSE:**



CROSSOVER



COMMANDER GLX 5900

900 ACE Turbo R

Key features:

- EasyRide rear suspension with adjustment
- KYB 36 CR Kashima and KYB 46 Kashima shocks
- LFS front suspension with bended lower arms and 996 mm ski stance
- 500 x 3 923 x 44 mm PowderMax track
- Air radiator with fan, 70 L LinQ cargo box, Modular 1+1 seat with heating, 7.2-in. wide digital display, 2F/N/R gearbox

Options:

- Spring Only model



COMMANDER GRAND TOURER

900 ACE Turbo/900 ACE Turbo R

Key features:

- EasyRide rear suspension with adjustment
- KYB 36 R and KYB 46 Kashima shocks
- LFS front suspension with 1080 mm ski stance
- 500 x 3 923 x 44 mm PowderMax track
- Air radiator with fan, Luxury Modular 1+1 seat with heating, 7.2-in. wide digital display, 2F/N/R gearbox

Options:

- 7.8-in. large panoramic display

COMMANDER



SCAN AND GET
MORE INFO!



COMMANDER LIMITED

900 ACE/900 ACE Turbo

Key features:

- EasyRide rear suspension with adjustment
- HPG 36 shocks
- LFS front suspension with bended lower arms and 996 mm ski stance
- 500 x 3 923 x 44 mm PowderMax track
- Air radiator with fan, 70 L LinQ cargo box, Modular 1+1 seat, shovel, 7.2-in. wide digital display, 2F/N/R gearbox



COMMANDER

600R E-TEC/900 ACE/900 ACE Turbo

Key features:

- EasyRide rear suspension with adjustment
- HPG 36 shocks
- LFS front suspension with bended lower arms and 996 mm ski stance
- 500 x 3 923 x 44 mm PowderMax track
- Air radiator with fan, 2F/N/R gearbox

UTILITY



49 RANGER PRO

600R E-TEC

Key features:

- Narrow Radien design
- EasyRide rear suspension with extension lock
- LFS front suspension with bended lower arms and 921 mm ski stance
- 406 x 3923 x 64 mm PowderMax track
- Air radiator with fan, 7.2-in. wide digital display

Options:

- Touring Kit (996 mm ski stance, 2-up seat, mirrors)



49 RANGER ST

900 ACE/900 ACE Turbo

Key features:

- EasyRide rear suspension with adjustment
- LFS front suspension with 1080 mm ski stance
- 406 x 3923 x 51 mm PowderMax track
- Air radiator with fan, 7.2-in. wide digital display

49 RANGER



SCAN AND GET MORE INFO!




49 RANGER

600 ACE

Key features:

- EasyRide rear suspension
- LFS front suspension with bended lower arms and 996 mm ski stance
- 406 x 3923 x 39 mm DSG track
- Air radiator with fan



**NEED HELP CHOOSING
THE MOST SUITABLE
MODEL FOR YOUR NEEDS?
LET US HELP YOU CHOOSE:**



UTILITY



59 RANGER ALPINE

900 ACE

Key features:

- EasyRide rear suspension with adjustment and extension lock
- LFS front suspension with 1080 mm ski stance
- 500 x 3923 x 38 mm Cobra studded track
- Air radiator with fan, Modular seat with heating, 7.2-in. wide digital display, 2F/N/R gearbox, readiness for Alpine accessories



59 RANGER 600 ACE

600 ACE

Key features:

- EasyRide rear suspension with adjustment
- LFS front suspension with 996 mm ski stance
- 500 x 3923 x 44 mm track
- Air radiator with fan, 2F/N/R gearbox

59 RANGER



SCAN AND GET MORE INFO!



59 RANGER 600 EFI

600 EFI

Key features:

- EasyRide rear suspension
- LFS front suspension with 996 mm ski stance
- 500 x 3923 x 38 mm track
- Air radiator with fan



**NEED HELP CHOOSING
THE MOST SUITABLE
MODEL FOR YOUR NEEDS?
LET US HELP YOU CHOOSE:**



UTILITY



69 RANGER ALPINE

900 ACE Turbo

Key features:

- EasyRide rear suspension
- LFS front suspension with 1080 mm ski stance
- 600 x 3968 x 32 mm studded track
- Air radiator with fan, Modular seat with heating, 7.2-in. wide digital display, 2F/N/R gearbox, readiness for Alpine accessories



69 RANGER LTD

18 970 €

900 ACE Turbo/900 ACE Turbo R

Key features:

- EasyRide rear suspension with adjustment
- LFS front suspension with bended lower arms and 996 mm ski stance
- 600 x 3968 x 38 mm track
- Air radiator with fan, 1+1 Modular seat, 70 L LinQ cargo box, shovel, 7.2-in. wide digital display, 2F/N/R gearbox

69 RANGER



SCAN AND GET
MORE INFO!



69 RANGER SNOWCRUISER

900 ACE Turbo R

Key features:

- EasyRide rear suspension with adjustment
- KYB 36 R and KYB 46 Kashima shocks
- LFS front suspension with 1080 mm ski stance
- 600 x 3968 x 38 mm track
- Air radiator with fan, Luxury Modular 1+1 seat with heating, 7.2-in. wide digital display, 2F/N/R gearbox

Options:

- 7.8-in. large panoramic display



69 RANGER

900 ACE

Key features:

- EasyRide rear suspension with adjustment
- LFS front suspension with bended lower arms and 996 mm ski stance
- 600 x 3968 x 38 mm track
- Air radiator with fan, Modular seat with heating, 2F/N/R gearbox



NEW QUANTUM Z PRO DEVELOPED WITH LYNX AMBASSADORS

Experience the most durable, lightweight, no-compromise technical riding gear in Quantum series. We made the Quantum styles even better! Now featuring SYMPATEX Three Layer with no separate liner, which provides a superior layering and mobility experience for riding in deep snow, truly PRO experience!

NEW SQUADRON Z FLEX

Light and multifunctional shell jackets and one-piece suits, and partly insulated shell highpants are designed for deep snow riding and winter sports, and now comes with the new Stretch Shell fabric.



NEW STAMINA Z TRAIL

New insulated, functional jackets and pants for trail, crossover, adventure & utility segments.

NEW COLLABORATION Z IN LAYERING

Svala & Lynx have over 120 years of combined expertise on Nordic winters.

Svala's story began in the 1940s, with the determined women of Kärsämäki, Finland, transforming old army coats into work clothes. Svala's uncompromising R&D work has led to high-quality products on which professionals like cold work specialists rely today.

THE LYNX X SVALA PRODUCTS are designed and manufactured to keep you warm and comfortable in even the most demanding conditions.

Collaboration highlights Lynx premium layering principles and importance of wearing layers starting from next to skin to perfect mid layers and Balaclavas.



NEW

SKID PLATE

- Narrower than a Full Body, but wider than an Extreme skid plate in size - good blend of protection and agility.
- Smooth surfaces also reduce drag.
- Improved easy assembly without disassembly.
- 4 mm thick high impact resistance polypropylene for durability.

NEW

BRAKE AND GEARBOX PROTECTION

- Extra underbelly protection.
- Protects components such as brakes and gearbox from impacts.
- Available for models with long chaincase.
- Compatible with skidplate.



NEW

AUXILIARY LED LIGHT

- Riser mounted adjustable auxiliary light for deep snow sleds.
- Provides 1375 extra lumens of light.
- Weighs 540 grams.
- Flips up when needed and folds down out of the way when not in use to avoid damage.



NEW

GLOVEBOX EXTENSION


- Increases storage by an additional 6-liter capacity.
- Door allows for perfect positioning and mounting of Cellphone holder



NEW

E-LINQ

- Combines both DESS cord and heated visor/ accessory cord into one.
- Easy and quick magnetic connection that self locates.
- Increases freedom of movement with less cords.



NEW

LINQ REAR DECK

- Extra LinQ deck on rear tunnel allows more storage capacity.
- Two LinQ positions on the deck, so you can stack more LinQ accessories there.
- Hinges on the back and LinQ lock in front allows easy access under the deck.
- Places for binding straps.
- Can combine e.g. under the deck 5 pcs of Under Deck storage boxes (860202475) and 135L box on the deck.
- Requires Luggage Rack (860202311).
- Note max cargo capacity 58 kg.



NEW

CELLPHONE HOLDER

- New design is independent of the Glove Box Extension door.
- Water resistant door allows for perfect phone positioning.
- Heating element preserves cell phone battery longer.
- Features capacitive and resistive touch screen technology.
- Spring system in back plate automatically adjusts for thickness.
- USB Intelligent Power Outlet is included for charging.
- Fits all cellphones within 170 mm x 85 mm x 15 mm dimensions.
- Works with almost all charger wires.
- Does not include cell phone.
- Can be used with or without windshield.



FLEXIBLE MOUNTAIN HANDGUARDS

- Designed to withstand roll-overs and tough boondocking conditions.
- Feature smaller size deflector made of flexible material.
- Mounts feature a flexible base.



ADJUSTABLE WINDSHIELD MEDIUM TO HIGH

- Quickly change your level of wind protection with the flip of a lever.
- Compatible with Glove Box Extension (860201523).
- Adjustable range of 48.5 cm to 58.5 cm.



WRAP AROUND FRONT BUMPER

- The ultimate front protection for your sled, and attitude with this front bumper.



WRAP AROUND SIDE BUMPER

- Protects side panels while still allowing access to them.



LINQ DEEP SNOW PRO BAG

- Watertight (with TiZip)—our highest level of waterproofing.
- Lightweight—uses one set of LinQ fasteners.
- Fits position 1, 2 and on top of LinQ Stackable Fuel Caddy.
- Expandable 9 to 30 liter capacity.
- Improved Shovel Holder System.



HEATED PASSENGER SEAT AND GRIPS

- Premium passenger seat with backrest and heated grips.
- Adds warmth in the coldest conditions.



MIND BOGGLING HANDLING

RADIEN²

Less mass, less drag, less rider input. Radien² platform with slimmer design, short tunnel and extruded running boards means more powder efficient design that allows riders to leave it all out in the deep snow.



Learn more about platforms



PPS³ REAR SUSPENSION

THE THIRD GENERATION

Ride harder, ride longer. The PPS³ rear suspension takes the riding characteristics of Lynx sport and crossover snowmobiles to the next level. Well controlled weight transfer, great motion sensitiveness and maximal comfort. Flagship performance in sporty riding.



Learn more about suspensions



TURBO ENGINES

LEGENDARY ROTAX® POWER

850 E-TEC TURBO R

The most powerful 2-stroke turbo snowmobile engine ever from a factory. Heart-pounding power and response is at your fingertips take the ride further than ever before. Pumping 180 horsepower* up to 2500m and maintaining a massive advantage over natural aspirated 850cc engines as altitude increases. Available in Shredder DS and Shredder RE models.

**Observed metric horsepower based on internal dyno test performed in optimal conditions*

900 ACE TURBO R

Our most powerful 4-stroke. The Rotax® 900 ACE Turbo R 4-stroke boasts 180 perfectly calibrated horsepower to deliver domination for our winter adventures. Thanks to second generation of iTC throttle system, it offers a linear and sophisticated throttle response.



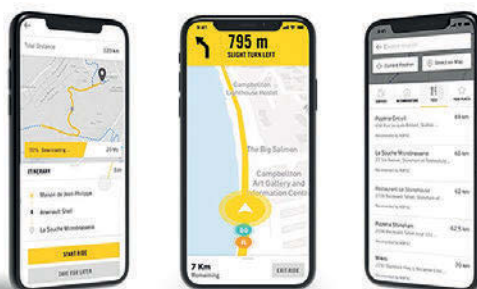
Learn more about engines



BRP GO! APP WITH BRP CONNECT TECHNOLOGY

NEVER LOSE YOUR WAY

Integrated BRP GO! mapping feature allows you to track your ride, add waypoints, locate points of interest and more - all while offline.



Learn more about BRP GO!



LEGENDS RIDE FOREVER



**INTRODUCING LYNX COMMANDER GLX 5900.
AVAILABLE FOR PRE-SALE ONLY IN SPRING 2022.**



VISIT YOUR LYNX DEALERSHIP FOR DETAILS

© 2022 BRP Finland Oy. All rights reserved. ®, ™ and the BRP logo are trademarks of Bombardier Recreational Products Inc. or its affiliates. All other trademarks are the property of their respective owners. Because of our ongoing commitment to product quality and innovation, we reserve the right at any time to discontinue or change specifications, prices, designs, features, models or equipment without incurring obligation. Always consult your snowmobile dealer when selecting a snowmobile for your particular needs and carefully read and pay special attention to your Operator's Guide, safety instructions and to the safety labeling on your snowmobile. Always ride responsibly and safely. Always wear appropriate clothing, including a helmet. Always observe applicable local laws and regulations. Don't drink and drive. Units in pictures can be equipped with optional accessories.

