

ski-doo



A BRP BRAND



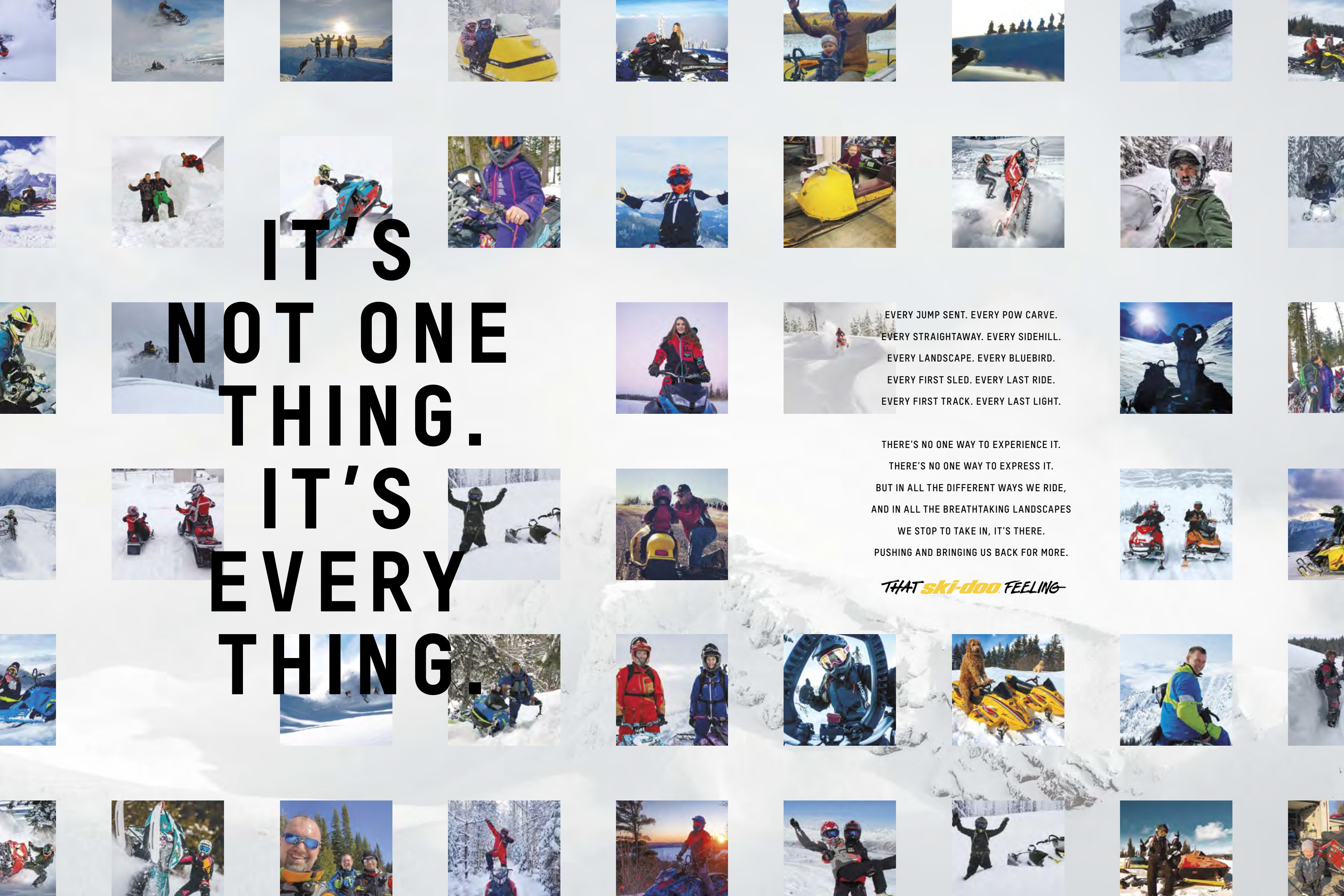
2021

IT'S
NOT ONE
THING.
IT'S
EVERY
THING.

EVERY JUMP SENT. EVERY POW CARVE.
EVERY STRAIGHTAWAY. EVERY SIDEHILL.
EVERY LANDSCAPE. EVERY BLUEBIRD.
EVERY FIRST SLED. EVERY LAST RIDE.
EVERY FIRST TRACK. EVERY LAST LIGHT.

THERE'S NO ONE WAY TO EXPERIENCE IT.
THERE'S NO ONE WAY TO EXPRESS IT.
BUT IN ALL THE DIFFERENT WAYS WE RIDE,
AND IN ALL THE BREATHTAKING LANDSCAPES
WE STOP TO TAKE IN, IT'S THERE.
PUSHING AND BRINGING US BACK FOR MORE.

THAT *ski-doo* FEELING





THE NEW ROTAX® 850 E-TEC® TURBO ENGINE

THE WORLD'S FIRST
FACTORY-BUILT
2-STROKE TURBO
ENGINE



THE GAME OFFICIALLY CHANGED.

This isn't just a first for Ski-Doo.
And it's not just a first for the industry of
snowmobiling. It's a first for
any industry, anywhere.

Feel the rush of a constant 165 horsepower all the way up
to 2,400 meters above sea-level. Take advantage of an extra
40 horsepower dose of That Ski-Doo Feeling above 2,400 meters.

Get your throttle therapy with the same lightning-fast
response as all Rotax 850 E-TEC engines.

Carve through powder with ease with its lightweight
centralized mass.

Enjoy the added peace of mind knowing you're getting all
of the above while staying 100% under warranty.¹



¹ Available on Summit® X® with Expert Package and Freeride™

NEW rMOTION X REAR AND RAS X FRONT SUSPENSION

**DON'T LEVEL THE PLAYING
FIELD. CRUSH IT.**

Resetting the industry standard for snowmobile suspensions, the new rMotion™ X® rear suspension and RAS™ X front suspension are at the height of precise performance, capability and comfort.¹



CONFIDENCE

The front suspension has more travel and adds up to 38 mm of adjustable width, giving you a flatter, more confident cornering experience, even on the most ruthless of trails.

OPTIMIZED PERFORMANCE

rMotion X and RAS X were designed simultaneously with and specifically for the REV Gen4 platform, improving suspension travel for a new standard in bump absorption. The result is optimal overall chassis dynamics for the most capable and compliant ride on snow.

ADJUSTABILITY

Whatever the toughest trails demand, you can acutely fine-tune the front arm of the rear suspension for the perfect weight transfer and personalized fun factor.

¹ Available on Renegade X-RS® and MXZ X-RS®

ROTAX ENGINES



ROTAX™ 2-STROKE ENGINES

Heart-thumping power, lightweight design, proven reliability – E-TEC direct-injection engine technology delivers the most sought-after attributes in the snowmobile industry.

Our lineup of 2-stroke engines now includes the brand-new 600 EFI (Electronic Fuel Injection) engine. Reliable, affordable and easy to use, it's an entry-level engine that far exceeds what you thought an entry-level engine had to be.

With E-TEC engine lineup you also get:

- Industry-leading fuel economy²
- Excellent oil economy
- Virtually no smoke or smell
- Light, linear throttle pull
- Automatic summerization process

850 E-TEC TURBO

- 165 hp up to 2,400 meters¹
- World's first factory-built 2-stroke turbo

850 E-TEC

- Up to 12.3 L/100 km²

600R E-TEC

- Up to 11.3 L/100 km²

600 EFI

- Up to 13.3 L/100 km²

E-TEC engines are the best-selling 2-stroke engines in snowmobiling.⁴

ROTAX ACE™ 4-STROKE ENGINES

With the Advanced Combustion Efficiency (ACE) family of engines, BRP engineers optimized the combustion system, reduced mechanical friction, and freed intake and exhaust breathing. The result is the most efficient engines in snowmobiling. Not only are they efficient, they're a pleasure to operate and own. Very little maintenance is required; they run smoothly and produce a nice, solid – yet quiet – sound.

900 ACE TURBO WITH iTC

- Rotax-designed turbocharger
- Up to 12.1 L/100 km³

900 ACE WITH iTC

- 3 cylinders
- Up to 10.8 L/100 km³

600 ACE WITH iTC

- 2 cylinders
- Up to 8 L/100 km – the most fuel-efficient in the entire industry³

ACE engines are the best-selling 4-stroke engines in snowmobiling.⁴

INTELLIGENT THROTTLE CONTROL

Standard on the ACE engines, the iTC™ system delivers a whole different snowmobiling experience.

- **Driving Modes:** A button on the console enables you to select one of three driving modes. Standard mode ensures a smooth start and linear acceleration; Sport enables full performance and quicker acceleration; ECO® limits top speed and acceleration rates for a more relaxed, fuel-conserving ride.
- **Finger Throttle:** The throttle block can be rotated forward for use as a finger throttle, if preferred. Great for changing hand positions on a long ride and for more control through bumps.

¹ Observed metric horsepower based on internal dyno test performed in optimal conditions.

² Data based on internal engineering trail testing.

³ Data based on internal engineering trail testing in ECO mode.

⁴ Based on retail sale results as of December 31, 2019.



Experience the advantage of XPS. Oil and care products engineered to extend the life of your ride, tested in the world's harshest conditions, and designed to optimize your vehicle's performance. Learn more at XPSlubricants.com



BE THE FIRST TO EXPERIENCE THE FEELING

WITH SKI-DOO, SPRING IS THE ABSOLUTE BEST TIME TO BUY A SNOWMOBILE.

SPRING-EXCLUSIVE MODELS

Ordering in spring is the only way you can ride our best-equipped and hottest models next winter – including sleds like the Freeride and Summit X packages, featuring the industry-first Rotax 850 E-TEC Turbo engine.

GUARANTEE YOUR SLED

By buying in spring, you don't risk that your dealer won't have the exact model, feature package, engine, or color you want when the snow flies.

MORE CHOICES THAN EVER

Each year we are adding more optional features you can have factory installed if you order in spring, such as the new large panoramic 7.8 inch wide LCD color display, engine starting technologies, and track options.



VISIT SKI-DOO.COM FOR ALL THE DETAILS ON THESE MODELS AND THE PROMOTIONAL OFFERS IN YOUR AREA.



DEEP SNOW

SUMMIT • FREERIDE

RISE ABOVE THE DEEP SNOW



SUMMIT

NEW ROTAX 850 E-TEC TURBO ENGINE

High-altitude tree lines and hill climbs will never feel the same again. Up to 2,400 meters your Summit will be devouring the deep powder with a lightning-fast response and the might of 165 horsepower. Higher than that marker, where other riders tap out, you'll still be hungry for more with at least 40 horsepower more than any factory-built 2-stroke engine out there.

EXPERT FEATURES ON THE SUMMIT X & SUMMIT SP

Many of the groundbreaking features released under the Summit X with Expert Package are now available on the Summit X and Summit SP. Both sleds are now available with the added advantage of smaller diameter handlebar ends, a lower handlebar strap, lightweight spindles, and lightweight ski stoppers for more effortless carving and technical sidehilling. Plus, the compact, lightweight seat and shortened tunnel (only on the Summit X) will have you floating above even the deepest of conditions.

BRING YOUR SUMMIT TO NEW HEIGHTS



- 1 LinQ Slim Waterproof Tunnel Bag – 26 L
- 2 Adventure Front Bumper
- 3 Heavy-Duty Rear Bumper

SUMMIT X WITH EXPERT PACKAGE

SPRING ONLY SHOT



SPECS

Engine: **NEW** 850 E-TEC Turbo, 850 E-TEC, standard SHOT™ Starter
 Platform: REV Gen4
 Track: PowderMax™ Light with FlexEdge™ 154 x 16 x 3.0 in. (3,912 x 406 x 76 mm)
NEW 165 x 16 x 3 in. (4,178 x 406 x 76 mm)
 Suspension: RAS 3, tMotion™

- Key Features:**
- **NEW** One-piece lightweight hood
 - Kashima coated front shocks with lightweight springs and KYB® Pro 36 R rear shock with stiffer calibration
 - **NEW** Ultra compact and lightweight seat
 - Limiter strap adjuster
 - **NEW** 4.5 in. digital display

Colors:

- Ultimate Black/Catalyst Grey/Lava Red
- Ultimate Steel Black Metallic

SUMMIT X

SHOT



SPECS

Engine: 850 E-TEC, SHOT Starter
 Platform: REV Gen4
 Track: PowderMax Light with FlexEdge™ 154 x 16 x 3.0 in. (3,912 x 406 x 76 mm)
 165 x 16 x 3.0 in. (4,178 x 406 x 76 mm)
 Suspension: RAS 3, tMotion

- Features Over SP Package:**
- **NEW** Short tunnel with Profile running boards
 - Lighter and rebuildable HP6™ Plus shocks
 - **NEW** Compact and lightweight seat
 - Sea-level calibration
 - **Ultimate** color option with panel wrap: Supreme look and finish, maximum protection

*Only available with sea-level calibration

Colors:

- Ultimate Intense Blue/White
- Black

SUMMIT SP



SPECS

Engine: 850 E-TEC, 600R E-TEC (with 146 and 154 tracks)
 Platform: REV Gen4
 Track: PowderMax II with FlexEdge 146 x 16 x 2.5 in. (3,705 x 406 x 64 mm)
 PowderMax Light with FlexEdge 154 x 16 x 2.5 in. (3,912 x 406 x 64 mm)
 Suspension: RAS 3, tMotion

- Key Features:**
- **NEW** Lightweight ski spindle
 - **NEW** 4.5 in. digital display
 - Rotax 850 and 600R E-TEC engine choices
 - **NEW** Small diameter handlebar ends with lower handlebar strap

Color:

- Lava Red/Black

FREERIDE

EXPERT FEATURES ON THE FREERIDE

Many of the technical deep-snow features deployed on Summit X with Expert Package last year are now available on the thrill-inducing 2021 Freeride. This includes a shortened tunnel, small-diameter handlebar ends, low handlebar strap, lightweight spindle and ski stopper, compact and lightweight seat, and lightweight shock springs. Now you're more ready than ever to take on an epic cliff drop and then effortlessly climb your way back to the top all in one go.

CREATE YOUR DREAM FREERIDE



- 1 LinQ Deep Snow Pro Bag – 30 L
- 2 Central Deflector
- 3 LinQ Removable Snowflap

FREERIDE

SPRING ONLY SHOT



SPECS

Engine: **NEW** 850 E-TEC Turbo, 850 E-TEC
 Platform: REV Gen4
 Track: PowderMax II with FlexEdge 146 x 16 x 2.5 in. [3,705 x 406 x 64 mm]
 PowderMax Light with FlexEdge 154 x 16 x 3.0 in. [3,912 x 406 x 76 mm] opt.
 165 x 16 x 3.0 in. [4,178 x 406 x 76 mm]
 Suspension: RAS 3, tMotion

- Key Features:
- **NEW** One-piece lightweight hood
 - **NEW** Short tunnel with Profile running boards
 - KYB Pro series shocks with **NEW** lightweight springs
 - **NEW** Compact and lightweight seat
 - **NEW** 4.5 in. digital display

Colors:

- Catalyst Grey

*Only available with sea-level calibration

CROSSOVER



BACKCOUNTRY • RENEGADE

CROSSOVER TO THE UNDISCOVERED



BACKCOUNTRY



OUTFIT YOUR BACKCOUNTRY FOR THE EPIC RIDE

- 1 Adventure Front & Rear Bumpers
- 2 LinQ Slim Waterproof Tunnel Bag - 26 L
- 3 Adjustable Riser

DESIGNED TO RULE ANY TERRAIN

The Backcountry's cMotion™ rear suspension provides a best-of-all-worlds experience for 50/50 crossover riders. From meadows to miles of trail, you'll have the confidence and ability to take it all in as you take it all head-on. Available in 146- or 154-inch lengths, the cMotion combines the capability and control of the rMotion with the transfer of the tMotion. Plus, the tipped rails mean tighter, more aggressive cornering and boosted top-end speed.

BACKCOUNTRY X-RS



SPECS

Engine: 850 E-TEC
 Platform: REV Gen4
 Track: PowderMax
 146 x 16 x 2.0 in. (3,705 x 406 x 51 mm)
 154 x 16 x 2.5 in. (3,912 x 406 x 64 mm)
 Suspension: RAS 3, cMotion

Key Features:

- **NEW** Optional large panoramic 7.8 in. wide LCD color display available **SPRING ONLY**
- Incredibly capable KYB Pro racing shocks
- Wide and reinforced RS running boards
- *Ultimate* color option with panel wrap: Supreme look and finish, maximum protection

Colors:

- Ultimate Catalyst Grey/Lava Red (Spring only)
- Black (In-season)

BACKCOUNTRY



SPECS

Engine: 600R E-TEC
 Platform: REV Gen4
 Track: Cobra
 146 x 15 x 1.6 in. (3,705 x 381 x 41 mm)
 Suspension: RAS 3, cMotion

Key Features over Sport Package:

- E-TEC engine
- HPG front shocks
- Handlebar controls
- Hand guards

Colors:

- Lava Red/Black

NEW BACKCOUNTRY SPORT



SPECS

Engine: **NEW** 600 EFI
 Platform: **NEW** REV Gen4
 Track: Cobra
 146 x 15 x 1.6 in. (3,705 x 381 x 41 mm)
 Suspension: RAS 3, cMotion

Key Features:

- 4.5 in. digital gauge
- Pilot DS 2 skis
- Adjustable ski stance

Colors:

- Catalyst Grey/Black



RENEGADE



- 1 LinQ 1 + 1 Seat System
- 2 Glovebox Extension / Cell Phone Holder
- 3 Adjustable Windshield - Medium to High
- 4 High Beam and Auxiliary LED Lights
- 5 LinQ Adventure Tunnel Bag - 40 L

IGNITE YOUR RENEGADE SPIRIT

Choppy trail, bumpy terrain, wild corners – neutralize them all with the new rMotion X rear & RAS X front suspension. Pair it with your choice of 2-stroke or 4-stroke engines and the nimble REV Gen4 platform and you're ready to easily handle anything the trail throws at you.

RENEGADE X-RS



SPECS

Engine: 850 E-TEC, 900 ACE Turbo
 Platform: REV Gen4
 Track: Ice Ripper XT
 137 x 15 x 1.5 in.
 (3,487 x 381 x 38 mm)
 Suspension: **NEW** RAS X,
NEW rMotion X

Key Features:

- **NEW** large panoramic **SPRING ONLY** 7.8 in. wide LCD color display
- DS 2 Skis
- Incredibly capable KYB Pro racing shocks
- Wide and reinforced RS running boards
- Standard forward steering position (850 E-TEC only)

Colors:

- Sunburst Yellow/Black (Spring only)
- Black (In-season)

RENEGADE ADRENALINE



SPECS

Engine: 900 ACE
 Platform: REV Gen4
 Track: RipSaw
 137 x 15 x 1.5 in.
 (3,487 x 381 x 38 mm)
 Suspension: RAS 3, rMotion

Features Over Sport Package:

- rMotion rear suspension
- HPG shocks

Colors:

- Sunburst Yellow/Black

RENEGADE SPORT



SPECS

Engine: 600 ACE
 Platform: Rev Gen4
 Track: Cobra
 137 x 15 x 1.25 in.
 (3,487 x 381 x 32 mm)
 Suspension: RAS 3, SC™-5M

Key Features:

- Pilot DS 2 skis
- Brembo® brake
- 4.5 in. digital display

Colors:

- Sunburst Yellow/Black

THE 2021 RIDERS



In October, a call was put out on social media offering the chance of a lifetime to all the everyday riders who live and breathe That Ski-Doo Feeling every single day. Thousands answered that call.



From the outpouring of submissions, we realized two things. First, picking just three out of thousands would be almost impossible. And second, Ski-Doo has the most devoted riders on the planet. In the end, three riders were chosen to become the stars of our 2021 model year shoot: Ross, who experiences That Ski-Doo Feeling through sound and music; Sanna, who comes all the way from Sweden; and Matt, a deep snow rider from flatland country. The photos in this brochure feature them and their experiences riding alongside our highly skilled team of Ski-Doo Brand Ambassadors.



SANNA KVIST
Sweden



ROSS LARA
Colorado

OF THAT



MATT DOETSCH
Ontario



SKI-DOO FEELING



TRAIL



MXZ • GRAND TOURING

LEAVE YOUR TRACK ON EVERY TRAIL

NEW

rMOTION X REAR & RAS X FRONT SUSPENSION

Whatever rough patch the trail puts in front of you, put it out of your mind because the ingenious rMotion X rear suspension and RAS X front suspension allow you to neutralize it instantly. On your MXZ X-RS enjoy fine-tuning the rear suspension with Ski-Doo-exclusive front arm adjustability. Experience the confident cornering of a wider adjustable front suspension and the improved big bump capability thanks to the optimal chassis dynamics developed specifically for the REV Gen4 platform.

NEW

ROTAX 600 EFI ENGINE

The brand new 2-stroke 600 EFI (Electronic Fuel Injection) engine is the new standard for entry-level engines. Not only is it highly affordable and reliable, it's incredibly easy to use. Available on the MXZ Sport.

PUSH YOUR MXZ EVEN FURTHER

- 1 Extreme Skid Plate
- 2 Adjustable Windshield - Low to Medium

MXZ



MXZ X-RS



SPECS

Engine: 850 E-TEC, 600R E-TEC
Platform: REV Gen4
Track: Ice Ripper XT
129 x 15 x 1.5 in.
(3,269 x 381 x 38 mm)
Suspension: **NEW** RAS X,
NEW rMotion X

- Key Features:**
- Incredibly capable KYB Pro racing shocks
 - Wide and reinforced RS running boards
 - Standard forward steering position
 - Pilot DS 2 Skis

Colors:
● Liquid Titanium/Lava Red

MXZ SPORT



SPECS

Engine: **NEW** 600 EFI
Platform: **NEW** REV Gen4
Track: RipSaw
129 x 15 x 1.25 in.
(3,269 x 381 x 32 mm)
Suspension: RAS 3, SC-5M™

- Key Features:**
- Pilot 5.7 skis
 - Brembo brake
 - **NEW** 4.5 in. digital gauge

Colors:
● Catalyst Grey/Black

GRAND TOURING

ROTAX 4-STROKE ENGINES WITH iTC

Quiet, smoothness, efficiency, and longevity are the hallmarks of ACE engines. All three Rotax 4-stroke engines share the added sophistication of the iTC system: instant throttle response, three driving modes, and finger throttle functionality.

UNPARALLELED 2-UP RIDING

Ski-Doo Grand Touring snowmobiles offer a premier 2-up snowmobile experience. The Grand Touring is based on the supremely confident REV Gen4 platform and provides extreme comfort, generous wind protection and ultimate control for you and your passenger.



GET YOUR GRAND TOURING READY FOR THE LONG HAUL

- 1 Driver Footrest
- 2 LinQ Saddlebags - 26 L
- 3 Adjustable Windshield - Medium to High
- 4 Auxiliary LED Light
- 5 High Beam Auxiliary LED Lights
- 6 Handlebar Muffs

GRAND TOURING SPORT



SPECS

Engine: 600 ACE
 Platform: REV Gen4
 Track: SilentDrive system with Silent Track II 137 x 15 x 1.25 in. (3,487 x 381 x 32 mm)
 Suspension: RAS 3, SC-5M

Colors:

Catalyst Grey/Black

Key Features:

- 4.5 in. digital display
- Pilot DS 2 skis
- Mirrors
- LinQ mounting base kit
- Driver visor power outlet
- Heated passenger handholds

SPORT UTILITY



EXPEDITION • SKANDIC® • TUNDRA®

HALF SPORT ALL UTILITY



EXPEDITION



EXPEDITION

- 1 Full Wrap-Around Front Bumper
- 2 Full Body Skid Plate
- 3 32 mm Trailmaker Front Bumper Receiver
- 4 LinQ Utility Cargo Box - 135 L
- 5 LinQ Adventure Tunnel Bag - 40 L
- 6 Front Bumper LED Working Lights

LATEST AND GREATEST ENGINES

The move into the industry's leading chassis enables incorporation of the industry's most powerful, versatile, and efficient engines. This includes BRP's legendary lineup of Rotax 2-stroke and 4-stroke engines.

NEW REV Gen4

The newest version of the REV Gen4 keeps the same design principles within the pyramidal frame structure that has allowed riders to redefine the way they ride.

EXPEDITION XTREME



SPECS
 Engine: 850 E-TEC
 Platform: REV Gen4
 Track: Cobra WT 154 x 20 x 1.8 in. (3,912 x 508 x 46 mm)
 Suspension: RAS 3, SC-5U

Key Features:

- Multi-LinQ plate
- Pilot DS 3 skis
- Easy Shift transmission (H-L-N) with RER electronic reverse
- Premium shocks
- 1.8 in. track lug profile

Colors:
 ● Lava Red

EXPEDITION SE



SPECS
 Engine: 900 ACE Turbo
 Platform: REV Gen4
 Track: Silent Cobra WT 154 x 20 x 1.5 in. (3,912 x 500 x 38 mm)
 Silent Ice Cobra WT 154 x 20 x 1.5 in. (3,912 x 500 x 38 mm) **SPRING ONLY**
 Suspension: RAS 3, SC-5U with ACS (Air Control Suspension)

Features Over LE Package:

- **NEW** Optional large panoramic **SPRING ONLY** 7.8 in. wide LCD color display
- 135 L LinQ utility cargo box
- Air Control Suspension
- Forward adjustable riser
- Driver heated visor plug
- **NEW** HPG front and center shocks

Colors:
 ● Lava Red/Black

EXPEDITION LE



SPECS
 Engine: 900 ACE Turbo, 900 ACE
 Platform: REV Gen4
 Track: Silent Cobra WT 154 x 20 x 1.5 in. (3,912 x 500 x 38 mm)
 Cobra WT 154 x 20 x 1.8 in. (3,912 x 500 x 46 mm)
 Suspension: RAS 3, SC-5U

Features Over Sport Package:

- Multi-LinQ plate
- Easy Shift transmission (H-L-N) with push button reverse
- Wider track
- Passenger amenities (heated passenger handholds with deflectors, footrest)
- High-capacity battery
- Pilot 7.4 skis

Colors:
 ● Neo Yellow/Black

EXPEDITION SPORT



SPECS
 Engine: 900 ACE
 Platform: Rev Gen4
 Track: Charger™ 154 x 16 x 1.5 in. (3,912 x 406 x 38 mm)
 Suspension: RAS 3, SC-5U

Key Features:

- LinQ removable backrest and passenger handholds
- Pilot DS 2 skis
- Electric start
- Two LinQ mounting base kits

Colors:
 ● White/Black

TUNDRA & SKANDIC



NEW Gen4 FOR TUNDRA & SKANDIC

Our hardest working models, the Tundra and Skandic, now offer the same riding benefits of our full lineup of sleds as they take on the ingenious REV Gen4 platform. The open cockpit design, freedom of movement and the latest engine technologies are now available on all utility sleds. So the next time you set out for a rugged hard day's work, make sure you save time for a few pow carves too.



SKANDIC

- 1 Heated Seat
- 2 Full Body Skid Plate
- 3 Full Wrap-Around Front Bumper
- 4 Auxiliary LED Light
- 5 Chainsaw Holder
- 6 LinQ Axe Holder
- 7 LinQ Steigh
- 8 LinQ Stackable Fuel Caddy - 4 gallons



TUNDRA LT



SPECS

Engine: 600 ACE, **NEW** 600 EFI
 Platform: **NEW** REV Gen4
 Track: Charger
 154 x 16 x 1.5 in.
 (3,912 x 406 x 38 mm)
 Suspension: LTS, SC-5U

Features Over Sport Package:
 • Articulated SC-5U rear suspension
 • Hitch
 • 600 EFI engine with air radiator
 • Steering grab handle

Colors:



SKANDIC WT



SPECS

Engine: 900 ACE
 Platform: **NEW** REV Gen4
 Track: **NEW** Cobra WT
 154 x 20 x 1.5 in.
 (3,912 x 500 x 38 mm)
 Suspension: LTS, SC-5U

Key Features:
 • **NEW** Easy Shift transmission (H-L-N)
 • **NEW** Pilot 7.4 skis
 • **NEW** Multi-LinQ plate
 • Air radiator with fan
 • Hitch
 • Underseat storage

Colors:



NEW SKANDIC SPORT











SPECS












Engine: **NEW** 600 EFI
 Platform: **NEW** REV Gen4
 Track: Utility WT
 154 x 20 x 1.2 in.
 (3,912 x 500 x 32 mm)
 Suspension: LTS, SC-5U

Key Features:
 • Pilot DS 2
 • LinQ compatible tunnel cover
 • Behind seat storage

Colors:



SPECIFICATIONS	DEEP SNOW			CROSSOVER			CROSSOVER				
	SUMMIT		FREERIDE	BACKCOUNTRY			RENEGADE				
											
	X with Expert Package	X	SP	146/154/165	X-RS	BACKCOUNTRY	BACKCOUNTRY SPORT	X-RS	ADRENALINE	SPORT	
COLOR	ULTIMATE Black/ Catalyst Grey/Lava Red ULTIMATE Steel Black Metallic	ULTIMATE Intense Blue/White Black	Lava Red/Black	Catalyst Grey	ULTIMATE Catalyst Grey/Lava Red Black	Lava Red/Black	Catalyst Grey/Black	Sunburst Yellow/Black Black	Sunburst Yellow/Black	Sunburst Yellow/Black	
FEATURES	Skis	Pilot DS 3	Pilot DS 3	Pilot DS 3	Pilot DS 3	Pilot DS 2	Pilot DS 2	Pilot DS 2	Pilot DS 2	Pilot DS 2	
	Seat	Deep snow ultra compact and lightweight	Deep snow compact and lightweight	Deep snow	Deep snow compact and lightweight	Trail performance	Trail performance	Trail compact	Trail performance (850 E-TEC) Trail with storage (900 ACE Turbo)	Trail with storage	Trail performance
	Handlebar	Tapered U-shaped aluminum with J-hooks/Low grab handle/ Flexible handguards	Tapered U-shaped aluminum with J-hooks/Low grab handle	Tapered U-shaped aluminum with J-hooks/Low grab handle	Tapered U-shaped aluminum with J-hooks/Low grab handle	U-shaped aluminum with J-hooks/Transparent handguards	U-shaped aluminum with J-hooks/Transparent handguards	U-shaped aluminum with J-hooks	U-shaped aluminum with J-hooks/Transparent handguards	U-shaped aluminum with J-hooks/Transparent handguards	U-shaped aluminum with J-hooks
	Starter	SHOT	SHOT	Electric	Electric, SHOT (850 E-TEC Turbo)	Electric	Electric	Electric	Electric	Electric	Electric
	Reverse	RER	RER	RER	RER	RER	RER	RER	RER (850 E-TEC) Mechanical (900 ACE Turbo)	Mechanical	Mechanical
	Windshield height (in.)	Optional	Optional	Optional	Optional	Optional	14	14	Optional	14	14
GAUGE	Type	4.5 in. digital display	4.5 in. digital display	4.5 in. digital display	4.5 in. digital display	7.2-in. wide digital display 7.8-in. wide LCD color display (opt.)	4.5-in. digital display	4.5-in. digital display	7.2-in. wide digital display 7.8-in. wide LCD color display (opt.)	4.5-in. digital display	4.5-in. digital display
SUSPENSION	Front suspension	RAS 3	RAS 3	RAS 3	RAS 3	RAS 3	RAS 3	RAS 3	RAS X	RAS 3	RAS 3
	Front shock	Kashima coated HPG Plus with lightweight springs	HPG Plus	HPG	KYB Pro 36 R Easy-Adjust	KYB Pro 36 R Easy-Adjust	HPG Plus	Motion Control	KYB Pro 36 Easy-Adjust	HPG Plus	Motion Control
	Rear suspension	tMotion with adjustable limiter strap	tMotion	tMotion	tMotion	cMotion	cMotion	cMotion	rMotion X	rMotion	SC-5M
	Center shock	HPG Plus with lightweight spring	HPG Plus	HPG	KYB Pro 40 Easy-Adjust	KYB Pro 40 Easy-Adjust	HPG	Motion Control	KYB Pro 40 Easy-Adjust	HPG	Motion Control
	Rear shock	KYB Pro 36 Easy-Adjust	HPG Plus	HPG	KYB Pro 40 Easy-Adjust	KYB Pro 40 Easy-Adjust	HPG	HPG	KYB Pro 40 Easy-Adjust	HPG	HPG
ROTAX ENGINE	Engine	850 E-TEC Turbo 850 E-TEC	850 E-TEC	850 E-TEC 600R E-TEC	850 E-TEC 850 E-TEC Turbo	850 E-TEC	600R E-TEC	600 EFI	850 E-TEC 900 ACE Turbo	900 ACE	600 ACE
	Fuel tank (liters)	36	36	36	36	36	36	36	36	36	36
TRACK	Length x Width x Profile (in. (mm))	PowderMax Light with FlexEdge: 154 x 16 x 3.0 in. (3,912 x 406 x 76 mm) 165 x 16 x 3.0 in. (4,178 x 406 x 76 mm)	PowderMax Light with FlexEdge: 154 x 16 x 3.0 in. (3,912 x 406 x 76 mm) 165 x 16 x 3.0 in. (4,178 x 406 x 76 mm)	PowderMax II with FlexEdge: 146 x 16 x 2.5 in. (3,705 x 406 x 64 mm) PowderMax Light with FlexEdge: 154 x 16 x 2.5 in. (3,912 x 406 x 64 mm)	PowderMax II with FlexEdge: 146 x 16 x 2.5 in. (3,705 x 406 x 64 mm) PowderMax Light with FlexEdge: 154 x 16 x 3.0 in. (3,912 x 406 x 76 mm) opt. 165 x 16 x 3.0 in. (4,178 x 406 x 76 mm)	PowderMax: 146 x 16 x 2.0 in. (3,705 x 406 x 51 mm) Cobra: 146 x 15 x 1.6 in. (3,705 x 381 x 41 mm)	Cobra: 146 x 15 x 1.6 in. (3,705 x 381 x 41 mm)	Cobra: 146 x 15 x 1.6 in. (3,705 x 381 x 41 mm)	Ice Ripper XT: 137 x 15 x 1.5 in. (3,487 x 381 x 38 mm)	RipSaw: 137 x 15 x 1.5 in. (3,487 x 381 x 38 mm)	Cobra: 137 x 15 x 1.25 in. (3,487 x 381 x 32 mm)
	Ski stance (mm)	910 or 950 mm	910 or 950 mm	910 or 950 mm	910 or 950 mm	975 or 1,020 mm	975 or 1,020 mm	975 or 1,020 mm	1,069 - 1,092 - 1,115 mm	1,077 mm	1,077 mm
OVERALL DIMENSIONS	Length (mm)	3,188 mm (154 in.) 3,299 mm (165 in.)	3,188 mm (154 in.) 3,299 mm (165 in.)	3,208 mm (146 in.) 3,318 mm (154 in.)	3,058 mm (146 in.) 3,188 mm (154 in.) 3,299 mm (165 in.)	3,174 mm 3,284 mm	3,174 mm	3,174 mm	3,038 mm	3,038 mm	3,038 mm
	Width (mm)	1,080 to 1,110 mm	1,080 to 1,110 mm	1,080 to 1,110 mm	1,080 to 1,110 mm	1,140 to 1,180 mm	1,140 to 1,180 mm	1,140 to 1,180 mm	1,209 - 1,232 - 1,255 mm	1,217 mm	1,217 mm
	Height (mm)	1,306 mm	1,395 mm	1,395 mm	1,395 mm	1,283 mm	1,283 mm	1,283 mm	1,267 mm	1,267 mm	1,267 mm

TRAIL			SPORT-UTILITY				SPORT-UTILITY			
MXZ	GRAND TOURING		EXPEDITION				TUNDRA	SKANDIC		
										
X-RS	SPORT	SPORT	XTREME	SE	LE	SPORT	LT	WT	SPORT	
Liquid Titanium/Lava Red	Catalyst Grey/Black	Catalyst Grey/Black	Lava Red	Lava Red/Black	Neo Yellow/Black	White/Black	Neo Yellow	Lava Red/Black	Catalyst Grey/Black	
Pilot DS 2	Pilot 5.7	Pilot DS 2	Pilot DS 3	Pilot 7.4	Pilot 7.4	Pilot DS 2	Pilot DS 2	Pilot 7.4	Pilot DS 2	
Trail performance	Trail compact	2-up	1-up modular with rear seat storage	2-up modular with underseat storage	2-up modular with underseat storage	2-up	Short 2-up	2-up modular with underseat storage	1-up modular with rear seat storage	
U-shaped aluminum with J-hooks/ Transparent handguards	U-shaped aluminum with J-hooks	U-shaped aluminum	U-shaped aluminum with J-hooks/ Low grab handle	U-shaped aluminum with J-hooks/ Low grab handle	U-shaped aluminum with J-hooks/ Low grab handle	U-shaped aluminum with J-hooks	U-shaped aluminum with J-hooks/ Low grab handle	U-shaped aluminum with J-hooks/ Low grab handle	U-shaped aluminum with J-hooks	
Electric	Electric	Electric	Electric	Electric	Electric	Electric	Electric	Electric	Electric	
RER	RER	Mechanical	RER	Electro-mechanic	Electro-mechanic	Mechanical	RER (600 EFI) Mechanical (600 ACE)	Electro-mechanic	RER	
Optional	14	27.5 with mirrors	14	27.5 with mirrors	27.5 with mirrors	27.5	17	27.5 with mirrors	17	
7.2-in. wide digital display	4.5-in. digital display	4.5-in. digital display	4.5-in. digital display	7.2-in. wide digital display 7.8-in. wide LCD color display (opt.)	4.5-in. digital display	4.5-in. digital display	4.5-in. digital display	4.5-in. digital display	4.5-in. digital display	
RAS X	RAS 3	RAS 3	RAS 3	RAS 3	RAS 3	RAS 3	LTS	LTS	LTS	
KYB Pro 36 Easy-Adjust	Motion Control	Motion Control	HPG Plus	HPG	HPG	HPG	Motion Control	Motion Control	Motion Control	
rMotion X	SC-5M	SC-5M	SC-5U	SC-5U	SC-5U	SC-5U	SC-5U	SC-5U	SC-5U	
KYB Pro 40 Easy-Adjust	Motion Control	Motion Control	HPG Plus	HPG	HPG	HPG	Motion Control	Motion Control	Motion Control	
KYB Pro 40 Easy-Adjust	Motion Control	HPG	KYB Pro 36 Easy-Adjust	ACS (Air Control Suspension)	HPG	HPG	HPG	HPG	HPG	
850 E-TEC 600R E-TEC	600 EFI	600 ACE	850 E-TEC	900 ACE Turbo	900 ACE Turbo	900 ACE	600 EFI 600 ACE	900 ACE	600 EFI	
36	36	36	42	42	42	36	36	42	42	
Ice Ripper XT: 129 x 15 x 1.5 in. (3,269 x 381 x 38 mm)	RipSaw: 129 x 15 x 1.25 in. (3,269 x 381 x 32 mm)	Silent Track II: 137 x 15 x 1.25 in. (3,487 x 381 x 32 mm)	Cobra WT: 154 x 20 x 1.8 in. (3,912 x 508 x 46 mm)	Silent Cobra WT: 154 x 20 x 1.5 in. (3,912 x 500 x 38 mm)	Silent Cobra WT: 154 x 20 x 1.5 in. (3,912 x 500 x 38 mm)	Charger: 154 x 16 x 1.5 in. (3,912 x 406 x 38 mm)	Charger: 154 x 16 x 1.5 in. (3,912 x 406 x 38 mm)	Cobra WT: 154 x 20 x 1.5 in. (3,912 x 500 x 38 mm)	Utility WT: 154 x 20 x 1.2 in. (3,912 x 500 x 32 mm)	
1,069 - 1,092 - 1,115 mm	1,077 mm	1,077 mm	975 or 1,020 mm	975 or 1,020 mm	975 or 1,020 mm	975 or 1,020 mm	813 mm	889 mm	889 mm	
2,925 mm	2,925 mm	3,127 mm	3,293 mm	3,256 mm	3,256 mm	3,309 mm	3,259 mm	3,222 mm	3,259 mm	
1,209 - 1,232 - 1,255 mm	1,217 mm	1,217 mm	1,140 to 1,180 mm	1,200 to 1,240 mm	1,200 to 1,240 mm	1,140 to 1,180 mm	994 mm	1,089 mm	1,089 mm	
1,267 mm	1,267 mm	1,513 mm	1,280 mm	1,513 mm	1,513 mm	1,513 mm	1,513 mm	1,513 mm	1,369 mm	



AKI HAUTANIEMI
Oulu, Finland
@aki.hautaniemi



ELLA SNÄLL
Kiruna, Sweden
@ellasnall



FREDRIK ANDERSSON
Arvidsjaur, Sweden
@speeedygonzales

TEAM SKI-DOO

WITH DECADES OF RIDING EXPERIENCE BETWEEN THEM,
THERE'S ALMOST NO CONDITION OR TERRAIN OUR TRUSTED
SKI-DOO AMBASSADORS HAVEN'T FACED.



ANTTI EIRA
Rovaniemi, Finland
@anttair4



RASMUS JOHANSSON
Kiruna, Sweden
@rasmusjson



EXPLORE AN ENTIRE WORLD OF ADVENTURE WITH ALL OF OUR BRP PRODUCTS. BRP.COM



ski-doo LYNX SEA-DOO CAN-AM ROTAX ALUMACRAFT Manitou EVINRUDE

© 2020 Bombardier Recreational Products Inc. (BRP). All rights reserved. ®, TM and the BRP logo are trademarks of BRP or its affiliates. In the U.S.A., Products are distributed by BRP US, Inc. Ice Ripper XT, Cobra, Ice Cobra and RipSaw are trademarks of Camso Inc. KYB is a trademark of KYB Americas Corporation. SilentDrive is a trademark of the Gates Corporation. Brembo is a trademark of Brembo SpA. FOX is a trademark of FOX Racing Inc. For advertising purposes, some scenes depicted in this brochure include Professional riders and racers executing maneuvers or performances under ideal and/or controlled conditions. Do not attempt any of these risky maneuvers if they're beyond your level of riding ability, as well as your understanding and respect for the performance of your snowmobile. Always consult your snowmobile dealer when selecting a snowmobile for your particular needs and carefully read and pay special attention to your Operator's Guide, Safety Handbook and to the on-product labeling on your snowmobile. Always ride responsibly and safely. Severe injury, including death, can result from ignoring warnings or through improper use of snowmobiles. Use common sense and courtesy. Always observe applicable local laws and regulations. Respect the rights and keep a safe distance from other recreationists and/or bystanders. Always wear the appropriate protective clothing, including a helmet. Because of our ongoing commitment to product quality and innovation, BRP reserves the right, at any time, to discontinue or change specifications, prices, designs, features, models or equipment without incurring obligation. Some models depicted herein may contain accessories or be shown with options which are available at extra cost from your authorized Ski-Doo dealer. Snowmobile performance may vary depending on, among others, general winter conditions, type of snow on which the unit is used, ambient temperature, altitude, riding ability and rider/passenger weight. BRP is a Proud member of SSCC (Snowmobile Safety Certification Committee), ISMA (International Snowmobile Manufacturers Association), CCSO (Canadian Council of Snowmobile Organizations), ACSA (American Council of Snowmobile Associations) and the BRC (Blue Ribbon Coalition). By being a member of these important snowmobile associations, we recognize and support their efforts in sharing the responsibility in promoting the growth of our sport.